



Bureau of the
Fiscal Service

Do Not Pay API Agency Implementation Guide

April 2026

Version History

Version	Date	Description of Version / Change
2.0	9-17-2018	First Published Version
2.1	2-21-2019	Minor wording changes
2.2	4-30-2019	Added valid API criteria combinations
2.3	6-3-2019	Added definitions for Source Content Description and Search Criteria
2.4	6-6-2019	Added new fields for TOP Debt Check and latest death data sources
2.5	7-2-2019	Updated examples and wording for Outcome processing
2.6	8-18-2019	Added First Name and Last Name to SAM Entity Registration data source. Added Business Name to TOP Debt Check data source.
2.7	10-9-2019	Updated Certificate Generation Instructions
2.8	10-9-2019	Updated multi-data source instructions
2.8	12-10-2019	Fixed typo relating to maximum page size (no minor version rolled)
2.9	7-10-2020	Updated search restriction section to highlight allowed characters
3.0	1-20-2021	Updated JSON API Overview section to include multiple calls per search
3.1	3-1-2021	Added notes re: server-time zone and name search formatting
3.2	5-27-2021	Added IRS data source Automatic Revocation of Exemption List, notes regarding calling multiple child response object fields, and a section on Do Not Pay API service availability
3.3	9-10-2021	Updated SAM Exclusions data source to include UEI, added section on multiple searches per API call. Corresponds to Do Not Pay Portal R7.4.
3.4	9-20-2021	Reformatted document to fit standardization of other Do Not Pay guides.
3.5	12-7-2021	Updated SAM Entity Registration Records data source to include UEI. Corresponds to Do Not Pay Portal R7.5.
3.6	4/20/2022	Updated Guide to remove DUNS and DUNS Plus 4 references due to GSA transition to UEI. Corresponds to Do Not Pay Portal R7.7.
3.7	6/17/2022	Added IRS Publication 78 data source to coincide with Portal R7.10.
3.8	12/10/2022	Updated OFAC country code response field to coincide with updates made with R7.11.

Do Not Pay API Implementation Guide
Last Updated: April 2026

Version	Date	Description of Version / Change
3.9	6/24/2023	Added IRS Form 990-N data source to coincide with Portal R8.4.0.
4.0	8/18/2023	Updated guide to reflect change from GET to POST method. Corresponds with Portal R8.5.1
4.1	11/23/2023	Updated guide to reflect DMF-Full implementation and Appendix B
4.2	6/3/2024	Updated guide to correct death data source date formats (DOB, DOD, as-of date). Updated possible values for DMF Full list status code and list status code descriptions.
4.3	10/11/2024	Added Bureau of Prisons data source; updated outcome transmittal instructions section.
4.4	6/4/2025	Added Account Verification Service (AVS) and updated onboarding instructions to reflect MuleSoft transition.
4.5	9/30/2025	Updated MuleSoft onboarding and instructions on certificates.
4.6	2/6/2026	Updated guide for branding.
4.7	4/15/26	Updated tables for SAM Exclusion Records SAM Number format change.

Table of Contents

DOCUMENT PURPOSE	10
WEB SERVICE OVERVIEW	10
Service Availability	10
QAF Environment Availability	10
SECURITY CONSIDERATIONS.....	11
Access Groups and Data Sources.....	11
Server Certificates.....	11
REST OVERVIEW	11
JSON API OVERVIEW	12
SERVICE VERSIONING STRATEGY.....	15
PAGINATION.....	16
Search Methodology.....	17
SEARCH FIELD RESTRICTIONS	19
INCLUDED/EXCLUDED RESOURCES	20
SEARCHING MULTIPLE RESOURCES AT ONCE.....	21
SEARCH CRITERIA	24
SEARCHING MULTIPLE ENTITIES WITH A SINGLE API CALL.....	24
SERVICE CATALOG.....	24
SEARCH AND RESPONSE INFORMATION BY AVAILABLE DATA SOURCE	25
AMERICAN INFOSOURCE DEATH DATA – OBITUARY (AIS-OBIT)	26
AIS OBIT Search Fields – Definitions.....	26
AIS OBIT Search Fields – Technical Information.....	26
AIS OBIT Response Fields – Definitions.....	27
AIS OBIT Response Fields – Technical Information.....	27
AIS OBIT Usage.....	28
AMERICAN INFOSOURCE DEATH DATA – PROBATE (AIS-PROB).....	30
AIS PROB Search Fields – Definitions.....	30
AIS PROB Search Fields – Technical Information.....	30
AIS PROB Response Fields – Definitions	31
AIS PROB Response Fields – Technical Information.....	31
AIS PROB Usage.....	32
AUTOMATIC REVOCATION OF EXEMPTION LIST (ARL)	33
ARL Search Fields – Definitions.....	33

ARL Search Fields – Technical Information	33
ARL Response Fields – Definitions.....	34
ARL Response Fields – Technical Information	34
ARL Usage	36
ACCOUNT VERIFICATION SERVICE (AVS).....	37
AVS Search Fields – Definitions	37
AVS Search Fields – Technical Information	37
Sample call (Summary vs. Full AVS Response):	38
Minimum Search Requirements:	38
Multiple Search Data Elements:.....	41
Multiple Search Data Elements Containing Multiple (up to 15) Entities:.....	44
AVS Verification and Authentication Code Translations	49
BUREAU OF PRISONS (BOP)	50
BOP Search Fields – Definitions.....	50
BOP Search Fields – Technical Information.....	50
BOP Response Fields – Definitions.....	51
BOP Response Fields – Technical Information.....	51
BOP Usage.....	52
CREDIT ALERT SYSTEM (CAIVRS).....	53
CAIVRS Search Fields – Definitions	53
CAIVRS Search Fields – Technical Information	53
CAIVRS Response Fields – Definitions	54
CAIVRS Response Fields – Technical Information	55
CAIVRS Usage	56
DEATH MASTER FILE-FULL (DMF-FULL).....	57
DMF-Full Search Fields – Definitions.....	57
DMF-Full Search Fields – Technical Information.....	57
DMF-Full Response Fields – Definitions	58
DMF-Full Response Fields – Technical Information.....	58
DMF-Full Usage.....	59
DEPARTMENT OF DEFENSE DEATH DATA (DOD).....	60
DOD Search Fields – Definitions.....	60
DOD Search Fields – Technical Information	60
DOD Response Fields – Definitions.....	60

DOD Response Fields – Technical Information	61
DOD Usage	61
DEPARTMENT OF STATE DEATH DATA (DOS)	62
DOS Search Fields – Definitions	62
DOS Search Fields – Technical Information	62
DOS Response Fields – Definitions	63
DOS Response Fields – Technical Information	63
DOS Usage	64
FORM 990-N (e-Postcard)	65
Form 990-N Search Fields – Definitions	65
Form 990-N Search Fields – Technical Information.....	65
Form 990-N Response Fields – Definitions.....	66
Form 990-N Response Fields – Technical Information.....	67
Form 990-N Usage.....	69
LIST OF EXCLUDED INDIVIDUALS & ENTITIES (LEIE) – PUBLIC AND RESTRICTED.....	71
LEIE Search Fields - Definitions	71
LEIE Search Fields – Technical Information	71
LEIE Response Fields – Definitions.....	72
LEIE Response Fields – Technical Information	73
LEIE Usage	74
OFFICE OF FOREIGN ASSETS CONTROL (OFAC)	75
OFAC Search Fields - Definitions	75
OFAC Search Fields – Technical Information.....	75
OFAC Response Fields.....	77
OFAC Main Object Response Fields - Definitions	77
OFAC Main Object Response Fields – Technical Information.....	78
OFAC Main Object Response Fields – Usage	78
OFAC Address Child Object Response Fields – Definitions.....	79
OFAC Address Child Object Response Fields – Technical Information.....	79
OFAC Address Child Object Response Fields – Usage	80
OFAC Alternate ID Child Object Response Fields – Definitions.....	81
OFAC Alternate ID Child Object Response Fields – Technical Information.....	81
OFAC Alternate ID Child Object Response Fields – Usage	82
OFAC Date of Birth Child Object Response Fields – Definitions	83

OFAC Date of Birth Child Object Response Fields – Technical Information	83
OFAC Date of Birth Child Object Response Fields – Usage.....	83
OFAC Place of Birth Child Object Response Fields – Definitions	84
OFAC Place of Birth Child Object Response Fields – Technical Information	84
OFAC Place of Birth Child Object Response Fields – Usage.....	84
OFAC Citizenship Child Object Response Fields – Definitions	85
OFAC Citizenship Child Object Response Fields – Technical Information.....	85
OFAC Citizenship Child Object Response Fields – Usage	85
OFAC Nationality Child Object Response Fields – Definitions	86
OFAC Nationality Child Object Response Fields – Technical Information.....	86
OFAC Nationality Child Object Response Fields – Usage	86
OFAC Program Child Object Response Fields – Definitions.....	87
OFAC Program Child Object Response Fields – Technical Information	87
OFAC Program Child Object Response Fields – Usage	87
PUBLICATION 78 DATA (PUB 78).....	88
PUB 78 Search Fields - Definitions	88
PUB 78 Search Fields – Technical Information.....	88
PUB 78 Main Object Response Fields - Definitions	90
PUB 78 Main Object Response Fields – Technical Information	90
PUB 78 Response Fields – Usage	91
SYSTEM FOR AWARD MANAGEMENT (SAM) ENTITY REGISTRATION RECORDS.....	93
SAM Entity Registration Search Fields – Definitions	93
SAM Entity Registration Search Fields – Technical Information	93
SAM Entity Registration Response Fields	94
SAM Entity Registration Main Object Response Fields – Definitions	94
SAM Entity Registration Main Object Response Fields – Technical Information	96
SAM Entity Main Object Response Fields – Usage	99
SAM Entity Registration Organization Code Child Object Response Fields – Definitions.....	100
SAM Entity Registration Organization Code Child Object Response Fields – Technical Information	100
SAM Entity Registration Organization Code Child Object Response Fields – Usage.....	100
SAM Entity Registration Business Code Child Object Response Fields – Definitions	102
SAM Entity Registration Business Code Child Object Response Fields – Tech Information.....	102
SAM Entity Registration Business Code Child Object Response Fields – Usage.....	102
SAM Entity Registration Disaster Response Child Object Response Fields – Definitions.....	104

SAM Entity Registration Disaster Response Child Object Response Fields – Technical Information	104
SAM Entity Registration Disaster Response Child Object Response Fields – Usage	104
SAM Entity Registration NAICS Child Object Response Fields – Definitions.....	106
SAM Entity Registration NAICS Child Object Response Fields – Tech Info.....	106
SAM Entity Registration NAICS Child Object Response Fields – Usage	107
SAM Entity Registration Product Service Code Child Object Response Fields – Definitions	109
SAM Entity Registration Product Service Code Child Object Response Fields – Technical Information.....	109
SAM Entity Registration Product Service Code Child Object Response Fields – Usage	110
SAM Entity Registration Federal Supply Classification Child Object Response Fields – Definitions.....	112
SAM Entity Registration Federal Supply Classification Child Object Response Fields – Tech Info.....	112
SAM Entity Registration Federal Supply Classification Child Object Response Fields – Usage	113
SAM Entity Registration SBA Code Child Object Response Fields – Definitions.....	115
SAM Entity Registration SBA Code Child Object Response Fields – Technical Information	115
SAM Entity Registration SBA Code Child Object Response Fields – Usage	116
SAM Entity Registration Address Information Child Object Response Fields – Definitions.....	118
SAM Entity Registration Address Information Child Object Response Fields – Technical Information.....	118
SAM Entity Registration Address Information Child Object Response Fields – Usage	119
SYSTEM FOR AWARD MANAGEMENT (SAM) EXCLUSION RECORDS – PUBLIC AND RESTRICTED.....	121
SAM Exclusion Search Fields – Definitions.....	121
SAM Exclusion Search Fields – Technical Information.....	121
SAM Exclusion Response Fields – Definitions.....	122
SAM Exclusion Response Fields – Technical Information.....	123
SAM Exclusion Records Usage.....	124
TREASURY OFFSET PROGRAM (TOP) DEBT CHECK.....	125
TOP Debt Check Search Fields – Definitions.....	125
TOP Debt Check Search Fields – Technical Information.....	125
TOP Debt Check Response Fields – Definitions	126
TOP Debt Check Response Fields – Technical Information.....	127
TOP Debt Check Usage.....	129
MATCH OUTCOME TRANSMITTAL.....	131
Match Outcome Transmittal Fields – Definitions	131
Match Outcome Transmittal Fields – Technical Information	132
Match Outcome Transmittal Fields – Usage.....	133
APPENDIX A	134

JSON API examples.....	134
Sparse Fieldsets.....	134
Pagination	136
Error Objects.....	137
APPENDIX B.....	138
Requesting Access to the DNP Experience API	138
Logging on to the MuleSoft Anypoint Platform	138
APPENDIX C.....	143
Certificate Request and Generation Instructions.....	143
APPENDIX D	145
Rotating Certificates Programmatically.....	145
APPENDIX E.....	147
List of Acronyms	147

DOCUMENT PURPOSE

The Do Not Pay Application Program Interface (API) Implementation Guide is intended to offer agencies and programs a comprehensive set of technical specifications and requirements for initiating search requests for matches against approved data sources. This guide should give business owners the ability to talk through decisions with the technical team, and it should give the technical team the necessary information to develop the requests and work with appropriate responses.

However, the guide is not expected to eliminate the need for technical and business conversations with the Do Not Pay API implementation team. If you have any questions or need help with your API connection, please email DoNotPay@fiscal.treasury.gov.

WEB SERVICE OVERVIEW

For the purpose of this document, a Web Service is defined as any machine-to-machine interaction that takes place over a network, typically using the Hypertext Transfer Protocol (HTTP) used on the web. It is commonly referred to as an API, and two types include Simple Object Access Protocol (SOAP) and REpresentational State Transfer (REST). REST is the type of API offered by Do Not Pay.

Service Availability

The Do Not Pay API is designed to be available on a 24 x 7 basis. If the API receives a call when the service is unavailable, you will receive the following message with http status code 503:

```
{
  "errors": [
    {
      "detail": "The system is
currently unavailable",
      "title": "Service Unavailable",
      "status": "503"
    }
  ]
}
```

QAF Environment Availability

Quality Assurance testing will be completed against the Do Not Pay QA Future environment. *Please note that this environment is turned down daily (including weekends) from 9PM – 5AM Central Time.*

SECURITY CONSIDERATIONS

Access Groups and Data Sources

Access to the Do Not Pay Web Service and associated data sources is administered through Agency Access Groups and the MuleSoft Anypoint Platform. Only data sources approved for use by these Access Groups will be available to a given Access Group.

Server Certificates

Agencies are required to use supported HashiCorp Vault certificates as well as an agency-specific Client ID and Client Secret to interface with Do Not Pay's web service. The Vault certificate, Client ID, and Client Secret are presented to the service when connections are initiated.

This document provides instructions on how to request and download these Vault certificates. If your agency team members have access to active PIV, PIV-I, or CAC cards, these individuals can be set up to access the MuleSoft Anypoint Platform to request and download Vault certificates. If your agency team members do not have PIV, PIV-I, or CAC cards, your Do Not Pay API Implementation Team can help retrieve these on your behalf and send them via secure email.

Vault certificates, once generated and downloaded, can be used to programmatically rotate/renew certificates on a regular basis. Certificates expire every 180 days, so regular rotation is encouraged. If your Vault certificate expires, you will need to log into MuleSoft to generate and download a new one, or ask your Do Not Pay API Implementation Team to retrieve one on your behalf.

Instructions on how to generate Vault certificates and rotate them programmatically are included in [Appendix B](#) of this document.

REST OVERVIEW

REST is an acronym that stands for REpresentational State Transfer. It defines the interface and conventions used between a web service provider and service consumers/clients. It uses the already familiar URL, HTTP Header, and Method standards to convey meaning to web service calls. The established HTTP verbs: GET, POST, UPDATE, and DELETE are used to represent action on a service, and the URL contents are used to represent data structures.

For example, using a web GET request on the following service URL:

http://fakeservice/V1/user would result in data returned to the client for every user in the system, whereas the URL: *http://fakeservice/V1/user/12345* would only return data related to the user with ID 12345.

If a client made a POST submission to the URL: *http://fakeservice/V1/user* the service would be expecting the client to provide content within the message body relating to the creation of a new user object.

In addition, a service can use the HTTP `accept/content-type` header to specify the type of content it is configured to receive and produce. Note that the Do Not Pay API will only be using the GET and POST verbs, and will produce content of type: `application/vnd.api+json` which is specific to the JSON API standard. Any POST calls done by a client should also be done with the `application/vnd.api+json` content type. This is a general description of REST, please note that in the Do Not Pay API searches that would normally be done with GET calls are done via POST and a jsonapi formatted message body.

JSON API OVERVIEW

JavaScript Object Notation Application Program Interface (JSON API) is a specification for web service APIs that is built upon the REST standard and JSON data format. This is a strict set of shared conventions which give service clients a large amount of flexibility in the requests they make and responses they receive. Full details can be found at: <http://jsonapi.org>.

The specification defines several aspects of web service communication:

- Content type – JSON API uses the content type: `application/vnd.api+json`.
- Format of message content – JSON API defines the top-level elements: *data*, *errors*, and *meta* contained in request/response data. If the *errors* element is present the *data* and *meta* elements cannot be present, and vice versa. The Do Not Pay API will always return a *meta* element in every (non-error) request as it contains information like transaction ID.
- Including Child Object Response Fields – some data sources include certain match detail fields (response fields) that are contained within relational objects. Those data sources that contain relational data will call out those child object response fields in their usage sections. To call more than one set of child object response fields, the request message should include the attribute *"include": "childResponseObject1,childResponseObject2,etc"*
- Uniform Resource Identifier (URI)- The URI is constructed by an agency to reference specific request data via the API. Each data source has unique data elements and response fields. These particular response fields have a URI that must be included in the request message.
- Pagination – the server can define maximum amounts of data to be returned in each request. If the total data payload exceeds this size the server will provide pagination links and *meta* information to retrieve the rest of the data. The Do Not Pay API specifies a count

of 250 as the maximum result size returned for any particular search, and this is enforced at the *resource* level. A single search involving three different resources could theoretically return 750 rows maximum, or 250 rows per resource.

- Sparse Fieldsets – a client can specify which fields they wish to retrieve on a given resource. For example, making a POST request to the URL: <http://fakeservice/V1/user> with attributes `"fields[user]":"firstName,lastName"` would retrieve details for all users but *only* the `firstName` and `lastName` fields of each user would be returned. This allows individual clients to retrieve only the data pertinent to them, and can potentially reduce bandwidth/resource usage.
- Sorting – a client can specify the order in which data will be sorted when it is retrieved. For example, making a POST request to the URL: <http://fakeservice/V1/user> with attributes `"sort[user]":"lastName"` would return all user records to the client sorted *ascending* by the last name. Sending the POST request with this URL: <http://fakeservice/V1/user> with attributes `"sort[user]":"-lastName"` would return all user records to the client sorted *descending* by the last name.
- Filtering – a client can specify which fields should be used to filter the data to be retrieved. For example, making a POST request to the URL: <http://fakeservice/V1/user> with attributes `"filter[user.lastName]":"Smith"` would retrieve all user records with the last name of 'Smith.'
- Pagination – a client can specify which pagination settings they prefer to be applied to their data. For example, making a POST request to the URL: <http://fakeservice/V1/user> with attributes `"page[size]":"10","page[number]":"1"` would return all user records to the client, but would only return 10 records at a time and would contain records 1-10 as the user requested the first page number. The content of the response would also contain metadata to retrieve the remaining data. Note that the client must specify both the page size and page number parameters when making the request. If the client specifies a value above 250 (the Do Not Pay API maximum retrieval size per resource), then the value will be adjusted to 250 and the pagination fields will reflect this.
- Combination – all of these attributes can be combined into a single request. This URL: <http://fakeservice/V1/user> with attributes `"fields[user]":"firstName,lastName","sort[user]":"firstName","filter[user.lastName]":"Smith","page[size]":"10","page[number]":"1"` would return only the `firstName` and `lastName` fields of any users with the last name of 'Smith', the results would be sorted by first name, only up to 10 results would be retrieved at a time, and the first page of data would be returned in the response.

JSON API also defines strict rules for the formatting of any message body returned from a request. The jsonapi.org page is a good reference for these rules, but the Do Not Pay API has some specifics to consider:

- Whenever pagination is used, there are additional variables provided in the *meta* section of the message. See the pagination section below for more details.
- Every request the Do Not Pay API responds to will contain a 'transaction-id' in the *meta* element of the message body. This will be a unique value for each search and should be used in subsequent requests tied to the original search. For example, Outcome data based on a prior search should always be sent with the transaction-id of the original search, and this data should be provided in the *meta* section of the response.
- If a client needs the Do Not Pay API to echo their own unique transaction id the attribute 'client-transaction-id' should be sent. If a client sends a request with a client-transaction-id field, it will be sent back in the message reply in the *meta* section of the message body.
- When a POST request is received from a client (a request to create a resource) it is **NOT** expected that a client will provide an ID for the JSON API message content.

Additionally, a JSON API message may not be returned, depending on the nature of the request. For example, a status code of 201 or 202 returned from a POST request indicates that the server successfully received and processed the request but the resulting content is not available to the client. In these situations a response message will still be provided, but will largely be empty, other than a 'transaction-id' and 'client-transaction-id' (if one was provided).

- The fields 'remote-user' and 'remote-user-location' can be provided to the Do Not Pay API for each client request. These correspond to the unique id of the user in the origin system as well as that user's location. If provided these will be logged in association with each transaction.
- When errors are returned from the API both the http status code and the status code returned in the "errors" portion of the response message will either be a 400 or 500. An error code of 400 typically means that something was invalid in the request (bad parameters, etc.) and an error code of 500 typically means that something is failing within the API (internal connectivity, etc.).
- When API responses are returned to the client, there is a field in the meta section of the response called 'server-timezone' that contains the timezone in which the API/data store

are running. Possible values include EST (eastern timezone) and UTC (coordinated universal time).

SERVICE VERSIONING STRATEGY

The Do Not Pay API contains a version number (e.g., V1) at the base of its URL endpoints. This is provided to ensure that if future changes are introduced which would cause a conflict for existing clients, older API versions can be maintained for compatibility. The Do Not Pay API uses what is known as an additive versioning strategy. This means that the only conditions under which a new API version will be created are:

- An existing resource type is removed or renamed. In the previous examples, renaming the 'user' resource to 'system_user' or removing it altogether would result in a new service version. The older version would continue to support the original 'user' resource.
- An existing resource has one of its fields removed or renamed. In the previous examples, renaming the 'lastName' field to 'last_name' or removing it altogether would result in a new service version. The older version would keep the original 'lastName' field.
- The URL structure changes. In the previous examples, changing the URL from *http://fakeservice/V1/user* to *http://fakeservice/V1/system_user* would result in a new service version (and change the V1 to V2). The older version would continue using the /user endpoint.
- Changes to required HTTP headers. If an existing web endpoint has a new required header added (e.g., content-type, accepts) or changed, a new service version would be created. The older version would continue to support the original headers.

Equally important, changes which will NOT result in a new service version are:

- A new resource type is added. In the case of the Do Not Pay API, if a new data source was added to the API and a client was granted access, that client's queries could now potentially contain a new resource type. This will not result in a new service version, and it would be expected that the client not fail because of this new resource.
- A new field is added to an existing resource. In the previous examples if the field 'middleName' was added to the 'user' resource, a new service version would not be created. It would be expected that the client not fail because of this new field.
- New additions are made to the URL/endpoints of the existing service. In the previous examples, if the API was changed to now support the URL: *http://fakeservice/V1/organization* in addition to the existing URL:

http://fakeservice/V1/user, a new service version would not be created. It would be expected that the client not fail because of this new URL.

- Changes to URLs not related to application functionality. For example, if an infrastructure change required that the URL: *http://fakeservice/V1/* be changed to: *http://differentfakeservice/V1/*, this would not necessarily result in a new service version. It is presumed that in this type of situation a temporary redirect or joint deployment may be used.

In general, anything that is added to the Do Not Pay API will likely not result in a new service version, whereas changes to existing resources and functionality would likely necessitate a new version.

New versions would increment the base version in the service endpoints (e.g., V1 would change to V2).

PAGINATION

When data source searches are performed against the Do Not Pay API, there are default pagination limits applied of 250 records per data source. Therefore, if a client performs a single search against 2 data sources, the maximum rows which could be returned are 500, or 250 rows for each data source. As previously mentioned, a client can specify its own pagination values for page size/number in the request, but this value will be changed to 250 if a greater value is requested. If the results of a search are paginated, the following fields will be added to the response.

Note: total-count will *always* be returned in the meta section, regardless of pagination.

- JSON API allows for an optional top-level element called 'links' to be present in a response. However, all Do Not Pay API searches are done via POST requests so these will not be present in the response. Instead, the pagination fields below can be used for this purpose.
- The top-level *meta* element will contain the following elements, used to aid in client processing:
 - page-size – this contains the number of records returned for each page
 - current-page – this contains the current page of data
 - total-count – this contains the total number of records for all pages of data
 - total-pages – this contains the total number of pages, based on the page-size and total-count elements

See the example below. The sample data used to produce this contains 1005 total records, and this is the first response containing the data from page 1, and the page size is specified as 25. Note that the same five links are always provided even though the previous/first/self links contain the same values.

```
{
  "data": [ data would go here...
],
  "meta": {
    "page-size": "25",
    "current-page": "1",
    "total-count": "1005",
    "total-pages": "41"
  }
}
```

Search Methodology

Within the API searches are done via a POST method that contains the following jsonapi-compliant message:

```
{
  "data": [
    {
      "type": "datasourceSearch",
      "attributes": {
        "queryParameter1": "queryValue1",
        "queryParameter2": "queryValue2",
        "queryParameter3": "queryValue3"
      }
    }
  ]
}
```

Where the queryParameter/queryValue entries represent query parameters that would normally be presented in the URL. For example, a GET URL that looks like this:

[http://server/services/V1/datasource?filter\[businessName\]=ShoeMart](http://server/services/V1/datasource?filter[businessName]=ShoeMart)

Would be represented by a POST request with a body that looks like this:

```
{
  "data":[
    {
      "type":"datasourceSearch",
      "attributes":
        {
          "filter[businessName]":"ShoeMart"
        }
    }
  ]
}
```

Literally any query parameter normally sent in a normal query string would be included in the attributes json element, without the ? and & separators.

SEARCH FIELD RESTRICTIONS

Only certain fields can be used to search data sources through the Do Not Pay API. The specifics of which fields can be used on which data sources are defined in the next section of this document.

If a multi-data source search is executed and the correct fields are not provided for a particular data source, it will be dropped from the request. Certain fields, like firstName and lastName, are allowed to be used in data source searches but must be provided together. Certain fields must be provided if a corresponding field is provided, like UEI if EFT Indicator is provided. A client can choose to search a single data source (e.g., /datasource/dmf), a subset of allowed data sources (e.g., /datasource/dmf,ofac), or all allowed data sources (e.g., /datasource) in a single search.

Examples are given for each data source below.

In addition, there is validation/rejection that can occur based on characters used in a search. The only characters allowed in URL search fields are:

- Lower case letters a-z
- Upper case letters A-Z
- Numbers 0-9
- Whitespace
- Additional allowed characters:
 - '
 - (
 -)
 - [
 -]
 - .
 - :
 - &
 - ,
 - -
 - -
 - @
 - \$
 - !
 - ?
 - /

Please note that commas should only be used in search fields to separate individual entities you wish to query. For example, you should not use commas before suffixes as in the example below:

```
"filter[aisObituary.firstName]":"John, Jr","filter[aisObituary.lastName]":"Doe"
```

The system will interpret this as a search for aisObituary matches against both John and Jr.

INCLUDED/EXCLUDED RESOURCES

When data source searches are performed against the Do Not Pay API, there is a possibility that not all data sources can be searched with the criteria provided. For example, if an agency has access to both the DMF and OFAC data sources and performs a single search against these data sources using an SSN/EIN/TIN, then only DMF can be searched since OFAC does not have SSN/EIN/TIN. There are two JSON data arrays returned in the "meta" section of the response called "includedResources" and "excludedResources." In the above example, includedResources would contain a single entry for DMF and excludedResources would contain a single entry for OFAC. See the example below for reference.

```
{
  "data": [...data would be included
  here...],
  "meta": {
    "transaction-id": "12345",
    "total-count": "0",
    "excludedResources": ["ofac"],
    "includedResources": ["dmf"]
  }
}
```

SEARCHING MULTIPLE RESOURCES AT ONCE

It is possible to search more than one data source in a single request. Consider the following examples of request URLs and how they apply search criteria. Assume that the client making the request has access to the DMF, OFAC, and CAIVRS data sources (see data source definitions in the document below).

The example below will search all of the client's data sources using a TIN of 123456789. OFAC cannot be searched by TIN and will therefore be skipped, but DMF and CAIVRS will be searched.

URL: <http://server/services/V1/datasource>

POST Body:

```
{
  "data":[
    {
      "type":"datasourceSearch",
      "attributes":
      {
        "filter[tin]":"123456789"
      }
    }
  ]
}
```

The example below will search all of the client's data sources using a First Name field of John and a Last Name field of Doe. CAIVRS cannot be searched by First/Last Name and will be skipped, but DMF and OFAC will be searched.

URL: <http://server/services/V1/datasource>

POST Body:

```
{
  "data":[
    {
      "type":"datasourceSearch",
      "attributes":
      {
        "filter[firstName]":"John",
        "filter[lastName]":"Doe"
      }
    }
  ]
}
```

In the example below all 3 data sources will be searched. The CAIVRS and DMF searches will use the TIN parameter and the OFAC search will use First/Last Name. Note that DMF can be searched by either TIN or First/Last Name, but TIN will give a more conclusive match so it is used

URL: <http://server/services/V1/datasource>

POST Body:

```
{
  "data":[
    {
      "type":"datasourceSearch",
      "attributes":
      {
        "filter[firstName]":"John",
        "filter[lastName]":"Doe",
        "filter[tin]":"123456789"
      }
    }
  ]
}
```

The example below will search *only* the DMF and CAIVRS data sources using a TIN of 123456789. Subsets of data sources can be used in this way.

URL: `http://server/services/V1/datasource/dmf,caivrs`

POST Body:

```
{
  "data":[
    {
      "type":"datasourceSearch",
      "attributes":
      {
        "filter[tin]":"123456789"
      }
    }
  ]
}
```

In summary, if no data sources are included in the request URL then all of the available data sources will be searched, if the proper search fields are provided. A client can also include 1 or many data sources in the URL path to limit the scope of the search.

SEARCH CRITERIA

When data source searches are performed an additional field will be returned in the response called "searchCriteria" which identifies exactly which search field was used to match the record. The possible values for this field are: SSN/EIN/TIN, NAME, UEI, EFT INDICATOR, BUSINESS NAME.

Note also that when searches are done on fields like First Name/Last Name/Business Name no pre-formatting should be applied to the name values. For example, if a client is searching for a Business Name match on "Bank of Washington," this value should be passed to the API "as is" rather than applying formatting like "BANKOFWASHINGTON," "BANKWASHINGTON," or "WASHINGTONBANKOF." Applying formatting before the search lowers the odds of a positive match.

SEARCHING MULTIPLE ENTITIES WITH A SINGLE API CALL

It is possible to search for multiple entities using a single API call. Appropriate Do Not Pay legal review must be completed in order to allow your access group to search multiple entities with a single call. This access will be defined at the access group and data source level. Guidelines and examples regarding multiple-entity API calls are provided below:

- Separate searched entities using commas. Multiple entities must include an equal number of searched parameters (e.g., five first names must be accompanied by five last names).
 - **Sample Request:** "filter[firstName]": "Barton,Adam", "filter[lastName]": "Halifax,Boyer"
- Searched entities cannot include commas in their names when including suffixes, titles, etc. The API will interpret these as distinct entities which will likely result in a failed call.
 - **Example:** "filter[firstName]": "Barton,Adam", "filter[lastName]": "Halifax,Jr,Boyer,EsqWeb"

SERVICE CATALOG

Ping

The ping service is designed for a client to call as a health check of the Do Not Pay API. There are no required arguments, and the response will be a JSON API message with an empty "data" element and a *meta* value called "ping-response." A value of "false" in this field indicates that the API is not in a valid state to process requests, and a value of "true" indicates normal availability. There is also a "release" field which indicates the release version of the API being accessed. This is a value managed and communicated by the Do Not Pay technical team.

Usage

URI	/ping
Access Requirements	none
Sample Response	<pre>{ "data": [], "meta": { "ping-response": "true" "release": "5.6" } }</pre>

SEARCH AND RESPONSE INFORMATION BY AVAILABLE DATA SOURCE

While all data sources offered by Do Not Pay are covered in this document, not all data sources are used by most agencies or programs.

Please refer to the sections referencing the data sources approved for your agency/program API implementation.

All data source queries will return the searchCriteria used in the search. This will display as a string value (e.g., TIN) in the response.

Note: You may see "Private," or "PRIV" in some data values in the tables below. This is the same as "Restricted" data sources.

AMERICAN INFOSOURCE DEATH DATA – OBITUARY (AIS-OBIT)

Your agency is approved to access this data source.

American InfoSource Death Data - Obituary (AIS-OBIT) contains death information sourced using obituary records obtained from funeral homes and newspapers.

AIS OBIT Search Fields – Definitions

Data Element	Definition
TIN	The Social Security Number of the deceased individual.
First Name	First name of the deceased individual.
Last Name	Last name of the deceased individual.

AIS OBIT Search Fields – Technical Information

Data Element	API Field Name	Data Type	Length	Value / Format	Nullable	Notes
TIN	tin	Character	9		Yes	
First Name	firstName	Character	50		Yes	Both first name and last name must be sent in the request.
Last Name	lastName	Character	50		Yes	Both first name and last name must be sent in the request.

AIS OBIT Response Fields – Definitions

Data Element	Definition
TIN	The Social Security Number of the deceased individual.
Name	Name of deceased individual.
Death Date	Date of death as provided by AIS (YYYY-MM-DD).
Birth Date	Date of birth provided by AIS (YYYY-MM-DD).
Address Line 1	Street Address Line one of the deceased individual's last residence address.
Address Line 2	Street Address Line two of the deceased individual's last residence address.
City	City of the deceased individual's last residence address.
State	State of the deceased individual's last residence address.
Postal Code	Postal Code of the deceased individual's last residence address.
As-of Date	The date that the data source resource was last updated.

AIS OBIT Response Fields – Technical Information

Data Element	API Field Name	Data Type	Length	Value / Format	Nullable	Notes
TIN	tin	Character	9		No	
Name	name	Character	200		Yes	
Death Date	deathDate	Character	10	Format: YYYY-MM-DD	Yes	
Birth Date	birthDate	Character	10	Format: YYYY-MM-DD	Yes	
Address Line 1	addressLine1	Character	150		No	
Address Line 2	addressLine2	Character	150		No	
City	city	Character	50		No	
State	stateCode	Character	2		No	
ZIP	postalCode	Character	10		No	
Source Sys Type Code Description	srcSysTypeCdDesc	Character	20	AIS-OBIT	No	
As-of Date	asOfDate	Date	10	MM/DD/YYYY	No	

AIS OBIT Usage

URI	/datasource (multi-resource search) /datasource/aisObituary
Access Requirements	Client's Access Group must have access to aisObituary datasource
Sample Response	<pre> { "data": [{ "attributes": { "srcSysTypeCdDesc": "AIS-OBIT", "city": "STATEN ISLAND", "searchCriteria": "SSN/EIN/TIN", "postalCode": "51035", "name": "DIRINA HAWA WAYE", "tin": "078238529", "deathDate": "2005-03-30", "addressLine1": "5654 HARDESTY STREET", "stateCode": "IN", "asOfDate": "05/11/2021", "birthDate": "1900-10-20" }, "id": "2879225329", "type": "aisObituary" }] } </pre>

AMERICAN INFOSOURCE DEATH DATA – PROBATE (AIS-PROB)

Your agency is approved to access this data source.

American InfoSource Death Data - Probate (AIS-PROB) contains death information sourced using U.S. probate court records.

AIS PROB Search Fields – Definitions

Data Element	Definition
TIN	The Social Security Number of the deceased individual.
First Name	First name of the deceased individual.
Last Name	Last name of the deceased individual.

AIS PROB Search Fields – Technical Information

Data Element	API Field Name	Data Type	Length	Value / Format	Nullable	Notes
TIN	tin	Character	9		Yes	
First Name	firstName	Character	50		Yes	Both first name and last name must be sent in the request.
Last Name	lastName	Character	50		Yes	Both first name and last name must be sent in the request.

AIS PROB Response Fields – Definitions

Data Element	Definition
TIN	The Social Security Number of the deceased individual.
Name	Name of deceased individual.
Death Date	Date of death as provided by AIS (YYYY-MM-DD).
Birth Date	Date of birth provided by AIS (YYYY-MM-DD).
Address Line 1	Street Address Line one of the deceased individual's last residence address.
Address Line 2	Street Address Line two of the deceased individual's last residence address.
City	City of the deceased individual's last residence address.
State	State of the deceased individual's last residence address.
ZIP	ZIP of the deceased individual's last residence address.
As-of Date	The date that the data source resource was last updated.

AIS PROB Response Fields – Technical Information

Data Element	API Field Name	Data Type	Length	Value / Format	Nullable	Notes
TIN	tin	Character	9		No	
Name	name	Character	200		Yes	
Death Date	deathDate	Character	10	Format: YYYY-MM-DD	Yes	
Birth Date	birthDate	Character	10	Format: YYYY-MM-DD	Yes	
Address Line 1	addressLine1	Character	150		No	
Address Line 2	addressLine2	Character	150		No	
City	city	Character	50		No	
State	stateCode	Character	2		No	
ZIP	postalCode	Character	10		No	
Source Sys Type Code Description	srcSysTypeCdDesc	Character	20	AIS-PROB	No	
As-of Date	asOfDate	Date	10	MM/DD/YYYY	No	

AIS PROB Usage

URI	/datasource (multi-resource search) /datasource/aisProbate
Access Requirements	Client's Access Group must have access to aisProbate datasource
Sample Response	<pre>{ "data": [{ "attributes": { "srcSysTypeCdDesc": "AIS-PROB", "city": "KERRVILLE", "searchCriteria": "SSN/EIN/TIN", "postalCode": "18513", "name": "ADAM BOYER", "tin": "896903212", "addressLine1": "95 FOUNTAIN ST", "stateCode": "CO", "asOfDate": "05/11/2021" }, "id": "2879283070", "type": "aisProbate" }] }</pre>

AUTOMATIC REVOCATION OF EXEMPTION LIST (ARL)

Your agency is approved to access this data source.

The Internal Revenue Service (IRS) Automatic Revocation of Exemption List data source (ARL) provides information regarding tax-exempt status revocation when an organization does not file required Form 990-series returns or notices annually for three consecutive years.

ARL Search Fields – Definitions

Data Element	Definition
TIN	The EIN, or Employer Identification Number, is also known as a federal Tax Identification Number (TIN) and is used to identify a business or nonprofit entity. An EIN is a unique 9-digit number, similar to a Social Security Number for an individual.
Business Name	The primary name by which the organization is listed in IRS records.

ARL Search Fields – Technical Information

Data Element	API Field Name	Data Type	Length	Value / Format	Nullable	Notes
TIN	tin	Character	9		No	
Business Name	businessName	Character	200		No	

ARL Response Fields – Definitions

Data Element	Definition
TIN	The EIN, or Employer Identification Number, is also known as a federal Tax Identification Number (TIN) and is used to identify a business or nonprofit entity. An EIN is a unique 9-digit number, similar to a Social Security Number for an individual.
Name	The primary name by which the organization is listed in IRS records.
Business Name	The primary name by which the organization is listed in IRS records.
Also Known As	Any other name the organization uses.
Address Line 1	The organization’s last known STREET address.
City Name	The city in which the organization’s last known mailing address is located.
State Code	The state in which the organization’s last known mailing address is located.
Postal Code	The zip code in which the organization’s last known mailing address is located.
Country Code	The country in which the organization’s last known mailing address is located.
Exemption Type	The code associated with the section of the Internal Revenue Code that describes the type of organization.
Exemption Type Description	The section of the Internal Revenue Code that describes the type of organization.
Revocation Date	The effective date that the organization’s federal tax exemption was automatically revoked for not filing a Form 990-series return or notice for three consecutive years.
Revocation Date Text	Text format of the effective date that the organization’s federal tax exemption was automatically revoked for not filing a Form 990-series return or notice for three consecutive years.
Revocation Posting Date	The date on which the IRS posted notice of the organization’s automatic revocation on IRS.gov.
Revocation Posting Date Text	Text format of the date on which the IRS posted notice of the organization’s automatic revocation on IRS.gov.
Exemption Reinstatement Date	The organization’s effective date of tax exemption, determined by the IRS after the organization’s exemption was automatically revoked and the organization applied for reinstatement of exemption.
Exemption Reinstatement Date Text	The organization’s effective date of tax exemption, determined by the IRS after the organization’s exemption was automatically revoked and the organization applied for reinstatement of exemption.
As-of Date	The date that the data source resource was last updated.

ARL Response Fields – Technical Information

Data Element	API Field Name	Data Type	Length	Value / Format	Nullable	Notes
TIN	tin	Character	9		No	
Name	name	Character	200		No	
Business Name	businessName	Character	200		No	

Data Element	API Field Name	Data Type	Length	Value / Format	Nullable	Notes
Also Known As	alsoKnownAs	Character	256		Yes	
Address Line 1	addressLine1	Character	150		No	
City Name	cityName	Character	50		No	
State Code	stateCode	Character	2		No	
Postal Code	postalCode	Character	15		No	
Country Code	countryCode	Character	3		No	
Exemption Type	searchExemptionType	Character	256		No	
Exemption Type Description	searchExemptionTypeDesc	Character	256		Yes	
Revocation Date	searchRevocationDt	Date	10	YYYY-MM-DD	No	
Revocation Date Text	searchRevocationDateTxt	Character	11	DD-MMM-YYYY	No	
Revocation Posting Date	searchRevocationPostingDt	Date	10	YYYY-MM-DD	No	
Revocation Posting Date Text	searchRevocationPostingDateTxt	Character	11	DD-MMM-YYYY	No	
Exemption Reinstatement Date	searchExemptionReinstatementDt	Date	10	YYYY-MM-DD	Yes	
Exemption Reinstatement Date Text	searchExemptionReinstatementDateTxt	Character	11	DD-MMM-YYYY	Yes	
Source Sys Type Code Description	srcSysTypeCdDesc	Character	20	ARL	No	
As-of Date	asOfDate	Date	10	MM/DD/YYYY	No	

ARL Usage

URI	/datasource (multi-resource search) /datasource/arl
Access Requirements	Client's Access Group must have access to arl datasource
Sample Response	<pre> { "data": [{ "attributes": { "srcSysTypeCdDesc": "ARL", "city": "TOWNSVILLE", "postalCode": "12345", "businessName": "ACME", "tin": "123456789", "revocationDate": "01/01/2000", "addressLine1": "LINE 1", "addressLine2": "LINE 2", "stateCode": "MO", "reinstatementDate": "01/01/1900" }, "id": "987654321", "type": "arl" }] } </pre>

ACCOUNT VERIFICATION SERVICE (AVS)

Your agency is approved to access this data source.

The Bureau of Fiscal Service’s Account Verification Service (AVS) allows agencies to verify bank accounts and authenticate account owners of personal and business bank accounts. If you have been approved to search multiple entities per query, and are approved to access AVS, you may enter up to 15 entities per query/call.

AVS Search Fields – Definitions

Data Element	Definition
Routing Number	A nine-digit code used to identify a financial institution in the United States.
Account number	A bank account number is a unique string of digits that identifies a specific bank account.
TIN	The SSN of the personal bank account holder or the EIN/TIN of the business entity account owner.
First Name	First name of the account holder.
Last name	Last name of the account holder.
Business Name	Business Name of the account holder.

AVS Search Fields – Technical Information

Data Element	API Field Name	Data Type	Length	Value / Format	Nullable	Notes
Routing Number	routingNumber	String	9	"^[0-9]{9}\$"	Yes	Required field
Account number	accountNumber	String	4-17	"^[0-9a-zA-Z]{4,17}\$"	Yes	Required field
FODTIN	tin	String	9	"^([0-9]{4})[0-9]{9}\$"	Yes	
First Name	firstName	String	1-40	A-Z	Yes	
Last name	lastName	String	1-40	A-Z	Yes	
Business Name	businessName	String	1-100	"^[0-9a-zA-Z]{1,100}\$"	Yes	

NOTE: AVS can return either a summary-level response or a full detailed response. If you include fullAvsResponses you will get back the full-avs-response. If you do not specify fullAvsResponses you will only get the summary-avs-response. The fullAvsResponses contains the complete and verbatim response from AVS and is therefore subject to change at the discretion of the service provider.

Sample call (Summary vs. Full AVS Response):

Minimum Search Requirements:

You must include at least the account number and routing number of the account you wish to validate/authenticate and account.

Request Scenario	Call Structure
Summary Call	<pre> { "data": [{ "type": "datasourceSearch", "attributes": { "filter[routingNumber]": "122199983", "filter[accountNumber]": "91222060240" } }], "meta": { "client_timezone_offset": "-0600" } } </pre>
Full AVS Call	<pre> { "data": [{ "type": "datasourceSearch", "attributes": { "filter[routingNumber]": "122199983", "filter[accountNumber]": "91222060240", "include": "fullAvsResponses" } }], "meta": { "client_timezone_offset": "-0600" } } </pre>

Request Scenario	Response Structure
Summary Response	<pre> { "data": [{ "attributes": { "case_results": [{ "summary_result": "Validated", "case_id": "beb75eee-e570-4364-b5fe-d2e8b398aed2" }], "request_id": "beb75eee-e570-4364-b5fe-d2e8b398aed2" }, "id": "1748985262666", "type": "caseResult" }], }</pre>
Full AVS Response	<pre> { "data": [{ "attributes": { "case_results": [{ "summary_result": "Validated", "case_id": "1b067cbf-7f53-4125-993d-8549fe9ba580", "full_avs_response": [{ "codes": { "verification": { "code": 1005, "message": "Open Valid" } }, "provider": "EWS_VA", "details": { "paymentCheckContributingStatus": "Contributed", "financialInstitutionId": { "clearingSystemId": { "idType": "ABA", "id": "122199983" } }, "accountNumber": "XXXXXXXX240", "providerResponse": { "AcctStatus.primMessage": "Open Valid", "Result.RTN": "122199983", "Result.secID": "BFJTest", </pre>

	<pre>"AcctStatus.primStatusCd": "099", "Result.sysReclD": "625672053114218C", "Result.errorCd": 0, "Result.feeAttrib": "AA", "AcctOwner.condCd": "304", "Result.acctNo": "XXXXXXXX240", "Result.clientReclD": "8je3NrwBZj5VaSnr9hBv" } }] }, "request_id": "1b067cbf-7f53-4125-993d-8549fe9ba580" }, "id": "1748985262665", "type": "caseResult" }], }</pre>
--	--

Multiple Search Data Elements:

Request Scenario	Response Structure
Summary Call	<pre>{ "data": [{ "type": "datasourceSearch", "attributes": { "filter[routingNumber]": "122199983", "filter[accountNumber]": "3992289214", "filter[firstName]": "gloria", "filter[lastName]": "ferris", "filter[tin]": "700014764" } }] }</pre>
Summary Response	<pre>{ "data": [{ "attributes": { "case_results": [{ "summary_result": "Validated", "case_id": "96e6c1c0-6fca-4664-abe6-51deb0b09d7c" }], "request_id": "96e6c1c0-6fca-4664-abe6-51deb0b09d7c" }, "id": "1749575489677", "type": "caseResult" }], "meta": { "transaction-id": "24165201", "server-timezone": "UTC", "timing": ["StartTransaction - 0ms", "GenerateTransactionId - 1ms", "EstablishTransactionInfo - 1ms", "ValidateFilterFieldValueCount - 0ms", "ValidateFilterFieldCountMatches - 0ms", "ValidateFilterFieldValueContents - 0ms", "RetrieveAllowedDatasources - 0ms", "VerifyMultiSearchAllowanceByDSAndAccessGroup - 0ms", "ApplyWebMessageTransformations - 0ms", "ValidateFodSearchDetails - 0ms", "RetrieveFodSearchResults - 0ms", "ValidateAvsSearchDetails - 0ms", "RetrieveAvsSearchResults - 2048ms", "RetrieveDatasourceSearchResults - 0ms", "ParallelStepExecutor - 9ms", "Total - 2062ms"], "total-count": "1" } }</pre>

Request Scenario	Response Structure
Full AVS Responses Call, Multiple Search Elements	<pre>{ "data": [{ "type": "datasourceSearch", "attributes": { "filter[routingNumber]": "122199983", "filter[accountNumber]": "3992289214", "filter[firstName]": "gloria", "filter[lastName]": "ferris", "filter[tin]": "700014764", "include": "fullAvsResponses" } }] }</pre>
Full AVS Response	<pre>{ "data": [{ "attributes": { "case_results": [{ "summary_result": "Validated", "case_id": "2aea0800-441c-4315-8ea5-eae96ce817aa", "full_avs_response": [{ "codes": { "verification": { "code": 1005, "message": "Open Valid" }, "authentication": { "code": 5005, "message": "Ownership Match" } }, "provider": "EWS_VA", "details": { "paymentCheckContributingStatus": "Contributed", "financialInstitutionId": { "clearingSystemId": { "idType": "ABA", "id": "122199983" } }, "accountNumber": "XXXXXXXX214", "providerResponse": { "AcctStatus.primMessage": "Open Valid", "Result.secID": "BFJTest", "Result.sysReclID": "688069053114218A", "Result.errorCd": 0, "AcctOwner.SSNMtch": "Y", "AcctOwner.overallMtchScore": 100, </pre>

	<pre> "AcctOwner.condCd": "000", "Result.acctNo": "XXXXXXX214", "AcctOwner.nameMtch": "Y", "Result.RTN": "122199983", "AcctStatus.primStatusCd": "099", "Result.feeAttrib": "AA", "AcctOwner.LNameMtch": "Y", "AcctOwner.FNameMtch": "Y", "Result.clientReclD": "xbZryUJ8snDp5u4FdO2C" } }] }, "request_id": "2aea0800-441c-4315-8ea5-eae96ce817aa" }, "id": "1749575489678", "type": "caseResult" }], "meta": { "transaction-id": "24165202", "server-timezone": "UTC", "timing": ["StartTransaction - 0ms", "GenerateTransactionId - 0ms", "EstablishTransactionInfo - 1ms", "ValidateFilterFieldValueCount - 0ms", "ValidateFilterFieldCountMatches - 0ms", "ValidateFilterFieldValueContents - 0ms", "RetrieveAllowedDatasources - 0ms", "VerifyMultiSearchAllowanceByDSAndAccessGroup - 0ms", "ApplyWebMessageTransformations - 0ms", "ValidateFodSearchDetails - 0ms", "RetrieveFodSearchResults - 0ms", "ValidateAvsSearchDetails - 0ms", "RetrieveAvsSearchResults - 3194ms", "RetrieveDatasourceSearchResults - 0ms", "ParallelStepExecutor - 10ms", "Total - 3210ms"], "total-count": "1" } </pre>
--	--

Multiple Search Data Elements Containing Multiple (up to 15) Entities:

Request Scenario	Response Structure
Full AVS Responses Call, Multiple Search Elements, Multiple Entities	<pre> { "data": [{ "type": "datasourceSearch", "attributes": { "filter[routingNumber]": "122199983, 122199983, 122199983", "filter[accountNumber]": "91222060240, 93992489230, 91212856758", "filter[firstName]": "Red, Robert, Shep", "filter[lastName]": "Rover, Johnson, Silver", "filter[tin]": "416469117, 666979885, 310546432", "include": "fullAvsResponses" } }] } </pre>
Full AVS Response	<pre> { "data": [{ "attributes": { "case_results": [{ "summary_result": "Validated", "case_id": "2aea0800-441c-4315-8ea5-eae96ce817aa", "full_avs_response": [{ "codes": { "verification": { "code": 1005, "message": "Open Valid" }, "authentication": { "code": 5005, "message": "Ownership Match" } }, "provider": "EWS_VA", "details": { "paymentCheckContributingStatus": "Contributed", "financialInstitutionId": { "clearingSystemId": { "idType": "ABA", "id": "122199983" } }, "accountNumber": "XXXXXXX214", "providerResponse": { "AcctStatus.primMessage": "Open Valid", "Result.secID": "BFJTest", "Result.sysRecID": "688069053114218A", "Result.errorCd": 0, </pre>

	<pre> "AcctOwner.SSNMtch": "Y", "AcctOwner.overallMtchScore": 100, "AcctOwner.condCd": "000", "Result.acctNo": "XXXXXXX214", "AcctOwner.nameMtch": "Y", "Result.RTN": "122199983", "AcctStatus.primStatusCd": "099", "Result.feeAttrib": "AA", "AcctOwner.LNameMtch": "Y", "AcctOwner.FNameMtch": "Y", "Result.clientRecID": "xbZryUJ8snDp5u4FdO2C" } }] }], "request_id": "2aea0800-441c-4315-8ea5-eae96ce817aa" }, "id": "1749575489678", "type": "caseResult" }], "meta": { "transaction-id": "24165202", "server-timezone": "UTC", "timing": ["StartTransaction - 0ms", "GenerateTransactionId - 0ms", "EstablishTransactionInfo - 1ms", "ValidateFilterFieldValueCount - 0ms", "ValidateFilterFieldCountMatches - 0ms", "ValidateFilterFieldValueContents - 0ms", "RetrieveAllowedDatasources - 0ms", "VerifyMultiSearchAllowanceByDSAndAccessGroup - 0ms", "ApplyWebMessageTransformations - 0ms", "ValidateFodSearchDetails - 0ms", "RetrieveFodSearchResults - 0ms", "ValidateAvsSearchDetails - 0ms", "RetrieveAvsSearchResults - 3194ms", "RetrieveDatasourceSearchResults - 0ms", "ParallelStepExecutor - 10ms", "Total - 3210ms"], "total-count": "1" } } </pre>
--	---

Request Scenario	Response Structure
<p>Full AVS Responses Call, Multiple Search Elements, Multiple Entities, Missing Entity Filter -Missing search/filter elements must be bound by single quote marks. (Note the single quotes listed first in the filter[firstName] and filter[lastName] filters. These represent presumably a first and last name that may not be known for the corresponding routing/account numbers and TIN.)</p>	<pre>{ "data": [{ "type": "datasourceSearch", "attributes": { "filter[routingNumber]": "122199983, 122199983, 122199983", "filter[accountNumber]": "91222060240, 93992489230, 91212856758", "filter[firstName]": "", Robert, Shep", "filter[lastName]": "", Johnson, Silver", "filter[tin]" : "416469117, 666979885, 310546432", "include": "fullAvsResponses" } }] }</pre>
<p>Full AVS Response</p>	<pre>{ "data": [{ "attributes": { "case_results": [{ "summary_result": "Validated", "case_id": "91ef393a-95eb-4eee-b454-28609507ebd9", "full_avs_response": [{ "codes": { "verification": { "code": 1005, "message": "Open Valid" } }, "provider": "EWS_VA", "details": { "paymentCheckContributingStatus": "Contributed", "financialInstitutionId": { "clearingSystemId": { "idType": "ABA", "id": "122199983" } }, "accountNumber": "XXXXXXXX240", "providerResponse": { "AcctStatus.primMessage": "Open Valid", "Result.secID": "BFJTest", "Result.RTN": "122199983", "AcctStatus.primStatusCd": "099", "Result.sysReclD": "704985053114218C", "Result.errorCd": 0, </pre>

	<pre> "Result.feeAttrib": "AA", "AcctOwner.condCd": "304", "Result.acctNo": "XXXXXXXX240", "Result.clientRecID": "bqtbkwNf4uvvvz6q9qtY" } } }], { "summary_result": "Validated", "case_id": "91ef393a-95eb-4eee-b454-28609507ebd9", "full_avs_response": [{ "codes": { "verification": { "code": 1005, "message": "Open Valid" }, "authentication": { "code": 5005, "message": "Ownership Match" } }, "provider": "EWS_VA", "details": { "paymentCheckContributingStatus": "Contributed", "financialInstitutionId": { "clearingSystemId": { "idType": "ABA", "id": "122199983" } }, "accountNumber": "XXXXXXXX758", "providerResponse": { "AcctStatus.primMessage": "Open Valid", "Result.secID": "BFJTest", "Result.sysRecID": "698046053114218B", "Result.errorCd": 0, "AcctOwner.SSNMtch": "Y", "AcctOwner.overallMtchScore": 100, "AcctOwner.condCd": "000", "Result.acctNo": "XXXXXXXX758", "AcctOwner.nameMtch": "Y", "Result.RTN": "122199983", "AcctStatus.primStatusCd": "099", "Result.feeAttrib": "AA", "AcctOwner.LNameMtch": "Y", "AcctOwner.FNameMtch": "Y", "Result.clientRecID": "ARH1DQS36EaOvwFnoIVK" } } }] } </pre>
--	--

	<pre> }] }, { "summary_result": "Validated", "case_id": "91ef393a-95eb-4eee-b454-28609507ebd9", "full_avs_response": [{ "codes": { "verification": { "code": 1005, "message": "Open Valid" }, "authentication": { "code": 5005, "message": "Ownership Match" } }, "provider": "EWS_VA", "details": { "paymentCheckContributingStatus": "Contributed", "financialInstitutionId": { "clearingSystemId": { "idType": "ABA", "id": "122199983" } }, "accountNumber": "XXXXXXXX230", "providerResponse": { "AcctStatus.primMessage": "Open Valid", "Result.seclID": "BFJTest", "Result.sysRecID": "678712053114218D", "Result.errorCd": 0, "AcctOwner.SSNMtch": "Y", "AcctOwner.overallMtchScore": 99, "AcctOwner.condCd": "000", "Result.acctNo": "XXXXXXXX230", "AcctOwner.nameMtch": "Y", "Result.RTN": "122199983", "AcctStatus.primStatusCd": "099", "Result.feeAttrib": "AA", "AcctOwner.LNameMtch": "Y", "AcctOwner.FNameMtch": "Y", "Result.clientRecID": "wgcWAe0GJjPl7YqQh8MI" } } }] }, "request_id": "de52d8d6-2248-42cf-9975-6cb75c12984a" }, </pre>
--	---

```

        "id": "1749575489680",
        "type": "caseResult"
    }
  ],
  "meta": {
    "transaction-id": "24165204",
    "server-timezone": "UTC",
    "timing": [
      "StartTransaction - 0ms",
      "GenerateTransactionId - 1ms",
      "EstablishTransactionInfo - 1ms",
      "ValidateFilterFieldValueCount - 0ms",
      "ValidateFilterFieldCountMatches - 0ms",
      "ValidateFilterFieldValueContents - 0ms",
      "RetrieveAllowedDatasources - 2ms",
      "VerifyMultiSearchAllowanceByDSAndAccessGroup - 2ms",
      "ApplyWebMessageTransformations - 0ms",
      "ValidateFodSearchDetails - 0ms",
      "RetrieveFodSearchResults - 0ms",
      "ValidateAvsSearchDetails - 0ms",
      "RetrieveAvsSearchResults - 8043ms",
      "RetrieveDatasourceSearchResults - 0ms",
      "ParallelStepExecutor - 8ms",
      "Total - 8062ms"
    ],
    "total-count": "3"
  }
}

```

AVS Verification and Authentication Code Translations

ACCOUNT VERIFICATION SIMPLE RESPONSE					
Service	Bucket	Message	Code	Processing Status	HTTP Response
VERIFICATION	POSITIVE	OPEN VALID	1005	SUCCESS	200
VERIFICATION	NEGATIVE	CLOSED INVALID	2005	SUCCESS	200
VERIFICATION	NEUTRAL	NO INFORMATION FOUND	3005	SUCCESS	200

ACCOUNT AUTHENTICATION					
Service	Bucket	Message	Code	Processing Status	HTTP Response
AUTHENTICATION	POSITIVE	OWNERSHIP MATCH	5005	SUCCESS	200
AUTHENTICATION	NEGATIVE	OWNERSHIP NO MATCH	6005	SUCCESS	200
AUTHENTICATION	NEUTRAL	NO INFORMATION FOUND	7005	SUCCESS	200

BUREAU OF PRISONS (BOP)

Your agency is approved to access this data source.

Bureau of Prisons contains information regarding individuals who have been incarcerated under the jurisdiction of the Federal Attorney General. Includes records of inmates currently incarcerated as well as those who have been incarcerated within the past 10 years.

BOP Search Fields – Definitions

Data Element	Definition
TIN	Taxpayer Identification Number. SSN/EIN/TIN of the individual on the incarceration list.
First Name	First name of the incarcerated individual.
Last Name	Last name of the incarcerated individual.

BOP Search Fields – Technical Information

Data Element	API Field Name	Data Type	Length	Value / Format	Nullable	Notes
TIN	tin	Character	9		Yes	
First Name	firstName	Character	50		Yes	Both first name and last name must be sent in the request.
Last Name	lastName	Character	50		Yes	Both first name and last name must be sent in the request.

BOP Response Fields – Definitions

Data Element	Definition
Birth Date	Date of birth provided by BOP (YYYY-MM-DD).
Sentence Length	The length of time the incarcerated individual is currently expected to serve.
Source System Type Code Description	The name of the data source returned.
Party Type Code	The type of entity (Individual, Group, Unknown).
Federal Register Number	An identification number assigned to an inmate by the Federal Bureau of Prisons.
Confinement Place	Federal incarceration facility where the inmate is being held.
Name	Name of incarcerated individual.
TIN	The Social Security Number of the incarcerated individual.
Sentence Start Date	The date reported by the Federal Bureau of Prisons as the beginning of the incarcerated individual's sentence.
Release Date	The date reported by the Federal Bureau of Prisons as the release date of the incarcerated individual.
Tax ID Type	The identification classification of the incarcerated individual.
As-of Date	The date that the data source resource was last updated.

BOP Response Fields – Technical Information

Data Element	API Field Name	Data Type	Length	Value / Format	Nullable	Notes
Birth Date	birthDate	Date	10	MM/DD/YYYY	No	
Sentence Length	sentenceLength	Character	30		No	
Source System Type Code Description	srcSysTypeCdDesc	Character	40		No	
Party Type Code	partyTypeCode	Character	4		No	
Federal Register Number	federalRegisterNbr	Character	8		No	
Confinement Place	confinementPlace	Character	30		No	
Name	name	Character	200		No	
TIN	tin	Character	9		No	
Sentence Start Date	sentenceStartDt	Date	10	MM/DD/YYYY	Yes	
Release Date	releaseDt	Date	10	MM/DD/YYYY	Yes	
Tax ID Type	taxIdType	Character	4		Yes	
As-of Date	asOfDate	Date	10	MM/DD/YYYY	No	

BOP Usage

URI	/datasource (multi-resource search) /datasource/bop
Access Requirements	Client's Access Group must have access to bop datasource
Sample Response	<pre> { "data": [{ "attributes": { "releaseDt": "20026-07-01", "srcSysTypeCdDesc": "BOP", "searchCriteria": "SSN/EIN/TIN", "birthDate": "1982-01-20", "sentenceLength": "9 YEARS 9 MONTHS 6 DAYS", "srcSysTypeCd": "BOP", "partyTypeCode": "I", "federalRegisterNbr": "51259757", "confinementPlace": "HONOLULU FDC", "name": "AMY JOHNSON DDS", "tin": "859320277", "sentenceStartDt": "2010-09-08", "taxIdType": "SSN", "asOfDate": "2024-09-16" }, "id": "2890819463", "type": "bop" }] } </pre>

CREDIT ALERT SYSTEM (CAIVRS)

Your agency is approved to access this data source.

Credit Alert System data source (CAIVRS) is a database created by the federal government to track people who have defaulted on any federal debts or obligations, have had claims paid on direct or guaranteed federal loans, have a federal lien, judgment or a federal loan that is currently in default or foreclosure, or have had a claim paid by a reporting agency.

Do Not Pay receives delinquency data from only the following federal agencies:

- Department of Housing and Urban Development (HUD),
- Department of Veterans Affairs (VA),
- Department of Agriculture (USDA),
- Small Business Administration (SBA),
- Department of Justice (DOJ).
 - The DOJ sends three additional data fields that are not present in the other sources.

CAIVRS Search Fields – Definitions

Data Element	Definition
TIN	The Social Security Number (SSN), Employer Identification Number (EIN) or Taxpayer Identification Number (TIN) of the borrower on a delinquent or defaulted federal direct loan or federally-guaranteed loan.

CAIVRS Search Fields – Technical Information

Data Element	API Field Name	Data Type	Length	Value / Format	Nullable	Notes
TIN	tin	Character	9		No	

CAIVRS Response Fields – Definitions

Data Element	Definition
TIN	The Social Security Number (SSN), Employer Identification Number (EIN) or Taxpayer Identification Number (TIN) of the borrower on a delinquent or defaulted federal direct loan or federally-guaranteed loan.
Tax ID Type	Short description of the Borrower's Tax ID type used in the CAIVRS record (SSN, EIN, TIN).
Agency	A text description of the reporting agency. For example, FHA Title 1; Department of Veterans Affairs.
Case Type	A text description of the Case Type Code. For example, Lien; Default.
Case Number	A reference number issued by the reporting agency for the delinquent or defaulted federal direct loan or federally-guaranteed loan.
Collection Code	A reference number for distinguishing collection district (example: TXW).
Collection Description	Collection district description. For example, TXW=Western District of Texas.
Phone Number	Phone number of the distinguishing collection district.
Source Content Description	An abbreviated description of the data source.
As-of Date	The date that the data source resource was last updated.

CAIVRS Response Fields – Technical Information

Data Element	API Field Name	Data Type	Length	Value / Format	Nullable	Notes
TIN	tin	Character	9		No	
Tax ID Type	taxIdType	Character	4	Values: SSN, EIN, TIN	Yes	
Agency	agencyName	Character	256	Values: -FHA Title 1 -Department of Veterans Affairs -USDA-Rural Housing -Small Business Administration -Department of Justice – Combined -HUD Generic Debt -USDA Rural Development Debt	Yes	
Case Type	caseType	Character	256	Values: -Claim -Default -Foreclosure -Lien Judgement	Yes	
Case Number	caseNumber	Character	9		Yes	
Collection Code	collectionCode	Character	5	Example Values: -TXW -NCW	Yes	Dept. of Justice (DOJ) only
Collection Description	collectionDescription	Character	100	Example Values: -Western District of Texas -Western District of North Carolina	Yes	Dept. of Justice (DOJ) only
Phone Number	phoneNumber	Character	20	Example Value: 9135551212	Yes	Dept. of Justice (DOJ) only
Source Sys Type Code Description	srcSysTypeCdDesc	Character	20	CAIVRS	No	
As-of Date	asOfDate	Date	10	MM/DD/YYYY	No	

CAIVRS Usage

URI	/datasource (multi-resource search) /datasource/caivrs
Access Requirements	Client's Access Group must have access to caivrs datasource
Sample Response	<pre> { "data": [{ "attributes": { "caseNumber": "987654321", "tin": "123456789", "taxIdType": "TIN", "agencyName": "ABC", "collectionCode": "Sample Code", "collectionDescription": "Test Description", "phoneNumber": "555-555-5555", "caseType": "DEFAULT", "srcSysTypeCdDesc": "CAIVRS" }, "id": "822223256", "type": "caivrs" }] } </pre>

DEATH MASTER FILE-FULL (DMF-FULL)

Your agency is approved to access this data source.

The Death Master File-Full (DMF-Full) is a data source containing records of deaths reported to the Social Security Administration (SSA). The deaths reported to SSA come from many sources, including family members, funeral homes, financial institutions, postal authorities, state information, and other federal agencies. ***Does contain vital death records from states.***

DMF-Full Search Fields – Definitions

Data Element	Definition
TIN	The Social Security Number of the deceased individual.
First Name	First name of the deceased individual.
Last Name	Last name of the deceased individual.

DMF-Full Search Fields – Technical Information

Data Element	API Field Name	Data Type	Length	Value / Format	Nullable	Notes
TIN	tin	Character	9		Yes	
First Name	firstName	Character	15		Yes	Both first name and last name must be sent in the request.
Last Name	lastName	Character	20		Yes	Both first name and last name must be sent in the request.

DMF-Full Response Fields – Definitions

Data Element	Definition
TIN	The Social Security Number of the deceased individual.
Name	Name of deceased individual.
Death Date	Date of death as provided by SSA (YYYY-MM-DD).
Birth Date	Date of birth provided by SSA (YYYY-MM-DD).
Verify or Proof	A one-character code which indicates that a death has been Verified (V) or that a death certificate has been observed (Proof (P)).
Source Content Description	An abbreviated description of the data source.
As-of Date	The date that the data source resource was last updated.

DMF-Full Response Fields – Technical Information

Data Element	API Field Name	Data Type	Length	Value / Format	Nullable	Notes
TIN	tin	Character	9		No	
Name	name	Character	200	Format: first name middle name last name	Yes	
Death Date	deathDate	Character	10	Format: YYYY-MM-DD	Yes	
Birth Date	birthDate	Character	10	Format: YYYY-MM-DD	Yes	
Verify or Proof	verifyOrProof	Character	30	Values: V, P, N/A	Yes	V= VERIFIED - BY FAMILY MEMBER OR FUNERAL HOME P= PROOF - DEATH CERTIFICATE N/A= NO VERIFICATION HAS OCCURRED
Source Sys Type Code Description	srcSysTypeCdDesc	Character	20	DMF	No	
As-of Date	asOfDate	Date	10	MM/DD/YYYY	No	

DMF-Full Usage

URI	/datasource (multi-resource search) /datasource/dmf
Access Requirements	Client's Access Group must have access to dmf datasource
Sample Response	<pre> { "data": ["attributes": { "srcSysTypeCdDesc": "DMF", "searchCriteria": "SSN/EIN/TIN", "name": "ROSEMARIE KIRCHNER", "tin": "193182907", "deathDate": "2004-04-21", "asOfDate": "05/23/2024", "birthDate": "1938-11-27", "verifyOrProof": "V" }, "id": "2884019137", "type": "dmf"] } </pre>

DEPARTMENT OF DEFENSE DEATH DATA (DOD)

Your agency is approved to access this data source.

The Department of Defense death data source (DOD) contains information on active-duty United States military and Reserves regarding confirmed or presumed deaths.

DOD Search Fields – Definitions

Data Element	Definition
TIN	The Social Security Number of the deceased individual.
First Name	First name of the deceased individual.
Last Name	Last name of the deceased individual.

DOD Search Fields – Technical Information

Data Element	API Field Name	Data Type	Length	Value / Format	Nullable	Notes
TIN	tin	Character	9		Yes	
First Name	firstName	Character	256		Yes	Both first name and last name must be sent in the request.
Last Name	lastName	Character	256		Yes	Both first name and last name must be sent in the request.

DOD Response Fields – Definitions

Data Element	Definition
TIN	The Social Security Number of the deceased individual.
Name	Name of deceased individual.
Death Date	Date of death as provided by DoD (YYYY-MM-DD).
Birth Date	Date of birth provided by DoD (YYYY-MM-DD).
As-of Date	The date that the data source resource was last updated.

DOD Response Fields – Technical Information

Data Element	API Field Name	Data Type	Length	Value / Format	Nullable	Notes
TIN	tin	Character	9		No	
Name	name	Character	200	Format: first name middle name last name	Yes	
Death Date	deathDate	Character	10	Format: YYYY-MM-DD	Yes	
Birth Date	birthDate	Character	10	Format: YYYY-MM-DD	Yes	
Source Sys Type Code Description	srcSysTypeCdDesc	Character	20	DOD	No	
As-of Date	asOfDate	Date	10	MM/DD/YYYY	No	

DOD Usage

URI	/datasource (multi-resource search) /datasource/dod
Access Requirements	Client's Access Group must have access to dod datasource
Sample Response	<pre>{ "data": [{ "attributes": { "srcSysTypeCdDesc": "DOD", "searchCriteria": "SSN/EIN/TIN", "name": "ADAM BOYER", "tin": "896903212", "deathDate": "2018-08-01", "asOfDate": "04/26/2023", "birthDate": "1990-10-26" }, "id": "2879334956", "type": "dod" }] }</pre>

DEPARTMENT OF STATE DEATH DATA (DOS)

Your agency is approved to access this data source.

Department of State death data source (DOS) contains records of American Citizens who are deceased or presumed deceased while abroad, as reported by U.S. embassies or consulates upon its receipt of a foreign death certificate or finding of death by a local competent authority.

DOS Search Fields – Definitions

Data Element	Definition
TIN	The Social Security Number of the deceased individual.
First Name	First name of the deceased individual.
Last Name	Last name of the deceased individual.

DOS Search Fields – Technical Information

Data Element	API Field Name	Data Type	Length	Value / Format	Nullable	Notes
TIN	tin	Character	9		Yes	
First Name	firstName	Character	256		Yes	Both first name and last name must be sent in the request.
Last Name	lastName	Character	256		Yes	Both first name and last name must be sent in the request.

DOS Response Fields – Definitions

Data Element	Definition
TIN	The Social Security Number of the deceased individual.
Name	Name of deceased individual.
Death Date	Date of death as provided by DOS (YYYY-MM-DD).
Birth Date	Date of birth provided by DOS (YYYY-MM-DD).
As-of Date	The date that the data source resource was last updated.

DOS Response Fields – Technical Information

Data Element	API Field Name	Data Type	Length	Value / Format	Nullable	Notes
TIN	tin	Character	9		No	
Name	name	Character	200	Format: first name middle name last name	Yes	
Death Date	deathDate	Character	10	Format: YYYY-MM-DD	Yes	
Birth Date	birthDate	Character	10	Format: YYYY-MM-DD	Yes	
Source Sys Type Code Description	srcSysTypeCdDesc	Character	20	DOS	No	
As-of Date	asOfDate	Date	10	MM/DD/YYYY	No	

DOS Usage

URI	/datasource (multi-resource search) /datasource/dos
Access Requirements	Client's Access Group must have access to dos datasource
Sample Response	<pre> { "data": [{ "attributes": { "srcSysTypeCdDesc": "DOS", "searchCriteria": "SSN/EIN/TIN", "name": "BOYER ADAM", "tin": "896903212", "deathDate": "2018-08-01", "asOfDate": "04/25/2023", "birthDate": "1990-10-26" }, "id": "2879179641", "type": "dos" }] } </pre>

FORM 990-N (e-Postcard)

Your agency is approved to access this data source.

The Internal Revenue Service (IRS) Form 990-N (e-Postcard) data source is an annual electronic notice most small tax-exempt organizations (annual gross receipts normally \$50,000 or less) are eligible to file.

Form 990-N Search Fields – Definitions

Data Element	Definition
TIN	The EIN, or Employer Identification Number, is also known as a federal Tax Identification Number (TIN) and is used to identify a business or nonprofit entity. An EIN is a unique 9-digit number, similar to a Social Security Number for an individual.
Business Name	The primary name by which the organization is listed in IRS records.

Form 990-N Search Fields – Technical Information

Data Element	API Field Name	Data Type	Length	Value / Format	Nullable	Notes
TIN	tin	Character	9		No	
Business Name	businessName	Character	200		No	

Form 990-N Response Fields – Definitions

Data Element	Definition
TIN	The EIN, or Employer Identification Number, is also known as a federal Tax Identification Number (TIN) and is used to identify a business or nonprofit entity. An EIN is a unique 9-digit number, similar to a Social Security Number for an individual.
Name	The primary name by which the organization is listed in IRS records.
Business Name	The primary name by which the organization is listed in IRS records.
Receipt Under Allowance	The amount the organization's gross receipts are equal to or less than.
Tax Period Begin Date	The tax period begin date for the organization's exemption.
Tax Period End Date	The tax period end date that the organization's exemption runs through.
Tax Year	The tax period year that the organization's exemption runs through.
Mailing Address Line 1	The street address for the organization's last known mailing address.
Mailing City	The city in which the organization's last known mailing address is located.
Mailing State	The state in which the organization's last known mailing address is located.
Mailing Zip	The zip code in which the organization's last known mailing address is located.
Mailing Country	The country in which the organization's last known mailing address is located.
Officer Name	Name of the organization's Principal Officer.
Officer Address line 1	Street address of the organization's Principal Officer.
Officer City	The city in which the organization's Principal Officer's last known mailing address is located.
Officer State Code	The State in which the organization's Principal Officer's last known mailing address is located.
Officer Zip	The zip code of the organization's last known mailing address.
Organization Has Terminated	Indicates whether or not the organization's exempt status has terminated.
Tax ID Type	Indicates the TIN type of the organization (EIN/SSN/TIN).
Company URL	The URL address of the organization as it appears in the original data source.
Source System Type Code	The name of the data source returned.
Source System Type Code Description	The full name of the data source returned.
Party Type Code	The type of entity (Individual, Group, Unknown).
As-of Date	The date that the data source resource was last updated.

Form 990-N Response Fields – Technical Information

Data Element	API Field Name	Data Type	Length	Value / Format	Nullable	Notes
TIN	tin	Character	9		No	
Name	name	Character	200		No	
Business Name	businessName	Character	200		No	
Receipt Under Allowance	receiptUnderAllowance	Character	5	50000	No	
Tax Period Begin Date	taxPeriodBeginDate	Date	10	YYYY-MM-DD	No	Date
Tax Period End Date	taxPeriodEndDate	Date	10	YYYY-MM-DD	No	Date
Tax Year	taxYear	Character	256		No	
Mailing Address Line 1	mailingAddrLine1	Character	150		No	
Mailing City	mailingCity	Character	50		No	
Mailing State	mailingState	Character	2		No	
Mailing Zip	mailingZip	Character	15		No	
Mailing Country	mailingCountry	Character	3		No	
Officer Name	officerName	Character	60		Yes	
Officer Address Line 1	officerAddressLine1	Character	150		Yes	
Officer City	officerCity	Character	50		Yes	
Officer State Code	officerStateCd	Character	50		Yes	
Officer Zip	officerPostalCd	Character	15		Yes	
Organization Has Terminated	terminated	Character	256		No	
Tax ID Type	taxIdType	Character	4		No	
Company URL	companyUrl	Character	200		Yes	
Source System Type Code	srcSysTypeCd	Character	40	990-N	No	

Data Element	API Field Name	Data Type	Length	Value / Format	Nullable	Notes
Source System Type Code Description	srcSysTypeCdDesc	Character	500	990-N	No	
Party Type Code	type	Character	4	I, G, U	No	
As-of Date	asOfDate	Date	10	YYYY-MM-DD	No	Date

Form 990-N Usage

URI	/datasource (multi-resource search) /datasource/form990n
Access Requirements	Client's Access Group must have access to 990n data source
Sample Response	<pre> { "data": [{ "attributes": { "receiptUnderAllowance": "50000", "searchCriteria": "SSN/EIN/TIN", "businessName": "SUGME", "taxPeriodEndDate": "12/31/2017", "companyUrl": "WWW.SUGME.ORG", "type": "U", "mailingZip": "04280", "officerAddressLine1": "108 MIDDLE ROAD", "officerCity": "SABATTUS", "officerPostalCd": "04280", "taxYear": "2017", "mailingCountry": "USA", "tin": "010534473", "mailingAddrLine1": "108 MIDDLE ROAD", "mailingState": "ME", "terminated": "NO", "srcSysTypeCdDesc": "990-N", "mailingCity": "SABATTUS", "srcSysTypeCd": "990-N", "name": "SUGME", "officerName": "DAVID GILBERT", "officerStateCd": "ME", "taxPeriodBeginDate": "01/01/2017", "officerCountryCd": "USA", "taxIdType": "EIN", "asOfDate": "05/29/2023" } }] } </pre>

```
}  
  "id": "1747892250",  
  "type": "form990n"  
}  
}
```

LIST OF EXCLUDED INDIVIDUALS & ENTITIES (LEIE) – PUBLIC AND RESTRICTED

Your agency is approved to access this data source.

The List of Excluded Individuals & Entities Public and Restricted data sources (LEIE) provide information regarding individuals and entities currently excluded from participation in Medicare, Medicaid, and all other federal health care programs. Individuals and entities who have been reinstated are removed from the LEIE. The Restricted version of LEIE includes excluded entity TIN information as well as up to five exclusion types.

LEIE is owned and administered by the Department of Health and Human Services (HHS) Office of the Inspector General (OIG).

LEIE Search Fields - Definitions

Data Element	Definition
TIN	Taxpayer Identification Number. SSN/EIN/TIN of the individual on the exclusions list.
First Name	First name of the individual on the exclusions list.
Last Name	Last name of the individual on the exclusions list.
Business Name	The name of the entity on the exclusions list.
As-of Date	The date that the data source resource was last updated.

LEIE Search Fields – Technical Information

Data Element	API Field Name	Data Type	Length	Value / Format	Nullable	Notes
TIN	tin	Character	9		Yes	TIN can be used only for the Restricted version of LEIE. TIN is not available in the Public version of LEIE.
First Name	firstName	Character	15		Yes	Both first name and last name must be sent in the request.
Last Name	lastName	Character	20		Yes	Both first name and last name must be sent in the request.
Business Name	businessName	Character	30		Yes	
As-of Date	asOfDate	Date	10	MM/DD/YYYY	No	

LEIE Response Fields – Definitions

Data Element	Definition
TIN	Taxpayer Identification Number. SSN/EIN/TIN of the individual or entity on the excluded list.
Name	Full Name of entity.
General	The entity's basic type of medical practice or position.
Specialty	The entity's medical specialization.
Exclusion Program	Social Security Act Exclusion Authorities (example: 1128(a)(1)).
Exclusion Description	Long description of Exclusion Program. (example: Conviction of program-related crimes. Minimum Period: 5 years).
Exclusion Date	The date of the entity's exclusion.
Birth Date	The date of birth of the entity being excluded (if applicable).
National Provider Identifier	A unique 10-digit identification number issued to health care providers in the United States by the Centers for Medicare and Medicaid Services (CMS).
Waiver Date	The date the entity's exclusion status was waived.
Waiver State	The state in which the entity's exclusion status was waived.
Address Line 1	Line 1 of the street address of the entity being excluded.
Address Line 2	Line 2 of the street address of the entity being excluded.
City	The city for the entity being excluded.
State	The state for the entity being excluded.
ZIP	The ZIP code for the entity being excluded.
Country	The country for the entity being excluded.
Source Content Description	An abbreviated description of the data source.
As-of Date	The date that the data source resource was last updated.

LEIE Response Fields – Technical Information

Data Element	API Field Name	Data Type	Length	Value / Format	Nullable	Notes
TIN	tin	Character	9		No	TIN can be used only for the Restricted version of LEIE. TIN is not available in the Public version of LEIE.
Name	name	Character	200		Yes	
General	general	Character	20		Yes	
Specialty	specialty	Character	20		Yes	
Exclusion Program	exclusionCode	Character	30		Yes	
Exclusion Description	exclusionDescription	Character	3800		Yes	
Exclusion Date	exclusionDate	Character	10	MM/DD/YYYY	Yes	
Birth Date	birthDate	Character	10	MM/DD/YYYY	Yes	
National Provider Identifier	providerIdentifier	Character	10		Yes	
Waiver Date	waiverDate	Character	8	YYYYMMDD	Yes	
Waiver State	waiverState	Character	2		Yes	
Address	addressLine1	Character	30		Yes	
Address	addressLine2	Character	30		Yes	
City	city	Character	20		Yes	
State	stateCode	Character	2		Yes	
ZIP	postalCode	Character	5		Yes	
Country	countryCode	Character	3		Yes	
Source Sys Type Code Description	srcSysTypeCdDesc	Character	20	LEIE-PRIV or LEIE-PUB	No	
As-of Date	asOfDate	Date	10	MM/DD/YYYY	No	

LEIE Usage

Note that in the examples below only [leiePrivate] is used, but you would substitute this with [leiePublic], if applicable.

URI	/datasource (multi-resource search) /datasource/leiePrivate
Access Requirements	Client's Access Group must have access to leiePublic or leiePrivate datasource
Sample Response	<pre> { "data": [{ "attributes": { "general": "Sample Profession", "exclusionCode": "123456", "exclusionDate": "01/01/2001", "city": "Metropolis", "countryCode": "US", "postalCode": "12345", "tin": "123456789", "specialty": "Sample Data", "name": "JOHN DOE", "addressLine1": "418 2nd Street", "addressLine2": "Suite B", "stateCode": "NC", "exclusionDescription": "Sample exclusion", "birthDate": "01/01/1950", "srcSysTypeCdDesc": "LEIE-PRIV" }, "id": "10045016", "type": "leiePrivate" }] } </pre>

OFFICE OF FOREIGN ASSETS CONTROL (OFAC)

Your agency is approved to access this data source.

The Office of Foreign Assets Control data source (OFAC) of the U.S. Treasury administers and enforces economic and trade sanctions based on U.S. foreign policy and national security goals against targeted foreign states, organizations, and individuals. The OFAC data source also contains individuals, groups, and entities, such as terrorists and narcotics traffickers, designated under programs that are not country specific. Collectively, such individuals and companies are called "Specially Designated Nationals" or "SDNs." Their assets are blocked, and U.S. persons are generally prohibited from doing business with them.

OFAC Search Fields - Definitions

Data Element	Definition
First Name	First name of the individual SDN on the list.
Last Name	Last name of the individual SDN on the list.
Business Name	Business Name of Specially Designated National (SDN). This can be a business name or even the name of a vessel.

OFAC Search Fields – Technical Information

Data Element	API Field Name	Data Type	Length	Value / Format	Nullable	Notes
First Name	firstName	Character	15		Yes	Both first name and last name must be sent in the request.
Last Name	lastName	Character	20		Yes	Both first name and last name must be sent in the request.
Business Name	businessName	Character	200		Yes	

OFAC Response Fields

Important Note: Unlike most of the other data sources, certain OFAC match detail fields (response fields) are contained within relational objects, so requesting response fields is a little different for this data source.

For the **Main** object below, you may still declare which associated data element(s) you'd like in the response. However, all other sections below represent child objects. You may choose which child objects you'd like in the response, but you must get all of the available data elements within a selected child object in each response.

See the OFAC Usage sections for instructions on how to structure your request for the main object and child objects. Performance on child object responses will be less robust than for the main object; excluding child objects from response requests is recommended if the data is not needed.

OFAC Main Object Response Fields - Definitions

Data Element	Definition
Title	Position of the SDN (Specially Designated National) on the OFAC listing based upon citizenship, country, etc. Examples include Dr. and Director General. May be blank if SDN is not an individual.
Name	Name of Specially Designated National (SDN). This can be a person's name, business name or even the name of a vessel.
Type	Sanctions type: The only two valid values currently are I and B.
Type Description	Description of Sanctions type code: The only two valid values currently are Individual and Business.
Remarks	Text field for additional information concerning the SDN. Examples could include aliases, passport information position information such as "Secretary General" or "Military Leader", known organizations they are linked to, "all offices worldwide", and any other narrative information about a sanctioned party.
Source Content Description	An abbreviated description of the data source.
As-of Date	The date that the data source resource was last updated.

OFAC Main Object Response Fields – Technical Information

Data Element	API Field Name	Data Type	Length	Value / Format	Nullable	Notes
Title	title	Character	200		Yes	
Name	name	Character	200		Yes	
Type	type	Character	1	Valid values: - I - B	Yes	
Type Description	typeDescription	Character	256	Valid values: - Individual - Business	Yes	
Remarks	remarks	Character	1000		Yes	
Source Sys Type Code Description	srcSysTypeCdDesc	Character	20	OFAC	No	
As-of Date	asOfDate	Date	10	MM/DD/YYYY	No	

OFAC Main Object Response Fields – Usage

The information below highlights usage when retrieving the primary OFAC fields.

URI	/datasource (multi-resource search) /datasource/ofac
Access Requirements	Client's Access Group must have access to ofac datasource
Sample Response	<pre>{ "data": [{ "attributes": { "name": "JOHN DOE", "typeDescription": "INDIVIDUAL", "type": "I", "title": "TITLE", "srcSysTypeCdDesc": "OFAC" }, "id": "100957123", "type": "ofac" }] }</pre>

OFAC Address Child Object Response Fields – Definitions

Data Element	Definition
Address	Street Address Line 1 of the Specially Designated National.
Address 2	Second line of Street Address of the Specially Designated National.
Address 3	Third line of Street Address of the Specially Designated National.
City	City of the Specially Designated National.
State	State/Province of the Specially Designated National.
Postal Code	Postal Code of the Specially Designated National. This can be either a US Zip code or international postal code.
Country	Country of the Specially Designated National.

OFAC Address Child Object Response Fields – Technical Information

Data Element	API Field Name	Data Type	Length	Value / Format	Nullable	Notes
Address	addressLine1	Character	150		Yes	
Address 2	addressLine2	Character	150		Yes	
Address 3	addressLine3	Character	150		Yes	
City	city	Character	50		Yes	
State	stateCode	Character	2		Yes	
Postal Code	postalCode	Character	15		Yes	
Country	country	Character	50		Yes	

OFAC Address Child Object Response Fields – Usage

The information below uses the examples from the main object and includes the additional information for the address child object. Note that although the include value is “address,” in the return data it is contained in the “addresses” element, as it can return more than one object per search.

URI	include=address
Access Requirements	Client’s Access Group must have access to ofac datasource
Sample Response	<pre> { "data": [{ "attributes": { "addresses": [{ "city": "KANSAS CITY", "country": "USA", "postalCode": "12345", "addressLine1": "ATTN - BB", "addressLine2": "LOCATION TT98", "addressLine3": "123 2nd St", "stateCode": "MO" }], "name": "JOHN DOE", "typeDescription": "INDIVIDUAL", "type": "I", "title": "Test Title" }, "id": "100957123", "type": "ofac" }] } </pre>

OFAC Alternate ID Child Object Response Fields – Definitions

Data Element	Definition
Country	Country of Issue. Name of country that issued the ID/Registration document.
ID Type	Type of ID/Registration. Possible values include Passport, Cedula, and Driver’s License Number.
ID Number	Number that appears on the ID/Registration document.
Issue Date	Issue Date of the ID/Registration document.
Expiration Date	Expiration Date of the ID/Registration document.

OFAC Alternate ID Child Object Response Fields – Technical Information

Data Element	API Field Name	Data Type	Length	Value / Format	Nullable	Notes
Country	countryCode	Character	5		Yes	
ID Type	idType	Character	50	Valid values: Passport Cedula Driver’s License Number	Yes	
ID Number	idNumber	Character	40		Yes	
Issue Date	issueDate	Character	10	DD MON YYYY example: 14 JUN 2018	Yes	
Expiration Date	expirationDate	Character	10	DD MON YYYY example: 14 JUN 2018	Yes	

OFAC Alternate ID Child Object Response Fields – Usage

The information below uses the examples from the main object and includes the additional information for the identification child object. Note that although the include value is “alternateld,” in the return data it is contained in the “alternatelds” element, as it can return more than one object per search.

URI	include=alternateld
Access Requirement	Client’s Access Group must have access to OFAC datasource.
Sample Response	<pre>{ "data": [{ "attributes": { "alternatelds": [{ "countryCode": "US", "idType": "PASSPORT", "idNumber": "12345", "issueDate": "01/01/2012", "expirationDate": "01/01/2017" }], "name": "JOHN DOE", "typeDescription": "INDIVIDUAL", "type": "I", "title": "Test Title" }, "id": "100957123", "type": "ofac" }] }</pre>

OFAC Date of Birth Child Object Response Fields – Definitions

Data Element	Definition
Date of Birth	Date of Birth for SDN.

OFAC Date of Birth Child Object Response Fields – Technical Information

Data Element	API Field Name	Data Type	Length	Value / Format	Nullable	Notes
Date of Birth	alternateBirthDate	Date	10	MM/DD/YYYY	Yes	

OFAC Date of Birth Child Object Response Fields – Usage

The information below uses the examples from the main object and includes the additional information for the date of birth child object. Note that although the include value is "birthdate," in the return data it is contained in the "birthDates" element, as it can return more than one object per search.

URI	include=birthdate
Access Requirements	Client's Access Group must have access to ofac datasource
Sample Response	<pre>{ "data": [{ "attributes": { "birthDates": [{ "alternateBirthDate": "01/01/1975" }], "name": "JOHN DOE", "typeDescription": "INDIVIDUAL", "type": "I", "title": "Test Title" }, "id": "100957123", "type": "ofac" }] }</pre>

OFAC Place of Birth Child Object Response Fields – Definitions

Data Element	Definition
Place of Birth	Birthplace location country information for a Specially Designated National.

OFAC Place of Birth Child Object Response Fields – Technical Information

Data Element	API Field Name	Data Type	Length	Value / Format	Nullable	Notes
Place of Birth	birthPlace	Character	250		Yes	

OFAC Place of Birth Child Object Response Fields – Usage

The information below uses the examples from the main object and includes the additional information for the place of birth child object. Note that although the include value is "birthplace," in the return data it is contained in the "birthPlaces" element, as it can return more than one object per search.

URI	include=birthplace
Access Requirements	Client's Access Group must have access to ofac datasource.
Sample Response	<pre>{ "data": [{ "attributes": { "birthPlaces": [{ "placeOfBirth": "ORLANDO, FL" }], "name": "JOHN DOE", "typeDescription": "INDIVIDUAL", "type": "I", "title": "Test Title" }, "id": "100957123", "type": "ofac" }] }</pre>

OFAC Citizenship Child Object Response Fields – Definitions

Data Element	Definition
Citizenship	Country of citizenship for a Specially Designated National.

OFAC Citizenship Child Object Response Fields – Technical Information

Data Element	API Field Name	Data Type	Length	Value / Format	Nullable	Notes
Citizenship	country	Character	250		Yes	

OFAC Citizenship Child Object Response Fields – Usage

The information below uses the examples from the main object and includes the additional information for the citizenship child object. Note that although the include value is “citizenship,” in the return data it is contained in the “citizenships” element, as it can return more than one object per search.

URI	include=citizenship
Access Requirements	Client’s Access Group must have access to ofac datasource
Sample Response	<pre>{ "data": [{ "attributes": { "citizenships": [{ "country": "UNITED STATES" }], "name": "JOHN DOE", "typeDescription": "INDIVIDUAL", "type": "I", "title": "Test Title" }, "id": "100957123", "type": "ofac" }] }</pre>

OFAC Nationality Child Object Response Fields – Definitions

Data Element	Definition
Nationality	Country of residence for a Specially Designated National.

OFAC Nationality Child Object Response Fields – Technical Information

Data Element	API Field Name	Data Type	Length	Value / Format	Nullable	Notes
Nationality	nationality	Character	250		Yes	

OFAC Nationality Child Object Response Fields – Usage

The information below uses the examples from the main object and includes the additional information for the nationality child object. Note that although the include value is “nationality,” in the return data it is contained in the “nationalities” element, as it can return more than one object per search.

URI	include=nationality
Access Requirements	Client’s Access Group must have access to ofac datasource
Sample Response	<pre>{ "data": [{ "attributes": { "nationalities": [{ "nationality": "UNITED STATES" }], "name": "JOHN DOE", "typeDescription": "INDIVIDUAL", "type": "I", "title": "Test Title" }, "id": "100957123", "type": "ofac" }] }</pre>

OFAC Program Child Object Response Fields – Definitions

Data Element	Definition
Program	Sanctions Program Name. It is a Specially Designated Nationals focus area. It indicates the sanctions program pursuant to which the person has been blocked, designated, or identified. Sample programs include: 561LIST, CUBA, DPRK (North Korea Sanctions Regulations), IRAN, JADE, NPWMD (Weapons of Mass Destruction Proliferators Sanctions Regulations), and SYRIA.

OFAC Program Child Object Response Fields – Technical Information

Data Element	API Field Name	Data Type	Length	Value / Format	Nullable	Notes
Program	program	Character	50		Yes	

OFAC Program Child Object Response Fields – Usage

The information below uses the examples from the main object and includes the additional information for the program child object. Note that although the include value is “program,” in the return data it is contained in the “programs” element, as it can return more than one object per search.

URI	include=program
Access Requirements	Client’s Access Group must have access to ofac datasource
Sample Response	<pre>{ "data": [{ "attributes": { "programs": [{ "program": "JADE" }], "name": "JOHN DOE", "typeDescription": "INDIVIDUAL", "type": "I", "title": "Test Title" }, "id": "100957123", "type": "ofac" }] }</pre>

	}
--	---

PUBLICATION 78 DATA (PUB 78)

Your agency is approved to access this data source.

The Internal Revenue Service Publication 78 data source (PUB 78) is a list of organizations eligible to receive tax-deductible charitable contributions. Note: If an organization uses a “doing business as” name, it is not listed in the file. Only the business name registered with the IRS is in the listing.

PUB 78 Search Fields - Definitions

Data Element	Definition
TIN	Tax Identification Number of the entity included on the list
First Name	First name of the individual on the list.
Last Name	Last name of the individual on the list.
Business Name	Business Name of the entity

PUB 78 Search Fields – Technical Information

Data Element	API Field Name	Data Type	Length	Value / Format	Nullable	Notes
TIN	tin	Character	9		YES	
First Name	firstName	Character	15		Yes	Both first name and last name must be sent in the request.
Last Name	lastName	Character	20		Yes	Both first name and last name must be sent in the request.

Business Name	businessName	Character	200		Yes	
---------------	--------------	-----------	-----	--	-----	--

PUB 78 Main Object Response Fields - Definitions

Data Element	Definition
Country	The two-character code of the country in which the entity exists.
City Name	The name of the city in which the entity exists.
Business Name	The registered business name of the entity.
Type	The type of business of the registered entity.
Deductibility Code	The type of organization and use of contribution.
TIN	The Tax Identification Number of the registered entity.
Name	The name of the registered entity.
State Code	The state in which the entity is based.
Tax ID Type	Indicates whether the TIN is an SSN, EIN, or TIN.
As-of Date	The date that the data source resource was last updated.

PUB 78 Main Object Response Fields – Technical Information

Data Element	API Field Name	Data Type	Length	Value / Format	Nullable	Notes
Country	country	Character	3		Yes	
City Name	cityName	Character	50		Yes	
Business Name	businessName	Character	200		Yes	
Type	type	Character	1		Yes	
Deductibility Code	deductibilityCode	Character	256		Yes	
TIN	tin	Character	9		Yes	
Name	name	Character	200		Yes	
State Code	stateCode	Character	2		Yes	
Tax ID Type	taxIdType	Character	4		Yes	
As-of Date	asOfDate	Date	10	MM/DD/YYYY	No	

PUB 78 Response Fields – Usage

The information below highlights usage when retrieving the primary PUB 78 fields.

URI	/datasource (multi-resource search) /datasource/pub78
Access Requirements	Client's Access Group must have access to PUB78 data source.
Sample Response	<pre> { "data": [{ "attributes": { "country": "US", "srcSysTypeCdDesc": "PUB 78", "searchCriteria": "SSN/EIN/TIN", "businessName": "ECYC INC.", "type": "U", "srcSysTypeCd": "PUB78", "cityName": "RAHWAY", "deductibilityCode": "PC", "tin": "223340530", "name": "ECYC INC.", "stateCode": "NJ", "taxIdType": "EIN", "asOfDate": "06/13/2022" }, "id": "841850615", "type": "pub78" }] } </pre>

SYSTEM FOR AWARD MANAGEMENT (SAM) ENTITY REGISTRATION RECORDS

Your agency is approved to access this data source.

System for Award Management (SAM) Entity Registration Records data source (formerly known as Central Contractor Registration - CCR) is the primary registrant database for the U.S. Federal Government. SAM Entity Registration Records collects, validates, stores, and disseminates data in support of agency acquisition.

SAM Entity Registration Search Fields – Definitions

Data Element	Definition
TIN	Taxpayer Identification Number. SSN/EIN/TIN of the individual or entity on the entity registration list.
First Name	The First Name of the individual on the entity registration list.
Last Name	The Last Name of the individual on the entity registration list.
UEI (Unique Entity Identifier)	A twelve-character alpha-numeric identifier assigned to registered entities by the General Services Administration (GSA) for use within the System of Award Management (SAM).
Electronic Funds Transfer (EFT) Indicator	A four-character suffix to the unique entity identifier. The suffix is assigned at the discretion of the commercial, nonprofit, or Government entity to establish additional System for Award Management records for identifying alternative EFT accounts for the same entity. Used to identify alternative EFT accounts for the same entity at the same physical location.
Business Name	The name of the entity on the registration list.

SAM Entity Registration Search Fields – Technical Information

Data Element	API Field Name	Data Type	Length	Value / Format	Nullable	Notes
TIN	tin	Character	9		Yes	
First Name	firstName	Character	75		Yes	Both first name and last name must be sent in the request.
Last Name	lastName	Character	50		Yes	Both first name and last name must be sent in the request.
UEI (Unique Entity Identifier)	uei	Character	12		Yes	
Electronic Funds Transfer (EFT) Indicator	eftIndicator	Character	4		Yes	Since EFT Indicator is an extension of UEI, EFT Indicator cannot be entered as a search criterion unless UEI is also entered.
Business Name	businessName	Character	30		Yes	

SAM Entity Registration Response Fields

Important Note: Unlike most of the other data sources, certain SAM Entity Registration match detail fields (Response Fields) are contained within relational objects, so requesting response fields is a little different for this data source. For the **Main** object below, you may still declare which associated data element(s) you'd like in the response. However, all other sections below represent child objects. You may choose which child objects you'd like in the response, but you must get all of the available data elements within a selected child object in each response. See the SAM Entity Registration Usage sections for instructions on how to structure your request for the main object and child objects.

Performance on child object responses will be less robust than for the main object; excluding child objects from response requests is recommended if the data is not needed.

SAM Entity Registration Main Object Response Fields – Definitions

Data Element	Definition
Registration Status	Current status of the registration. It is the SAM Extract Code field in the monthly SAM Entity file. Values are Active and Expired.
CAGE/NCAGE	The Commercial And Government Entity (CAGE) Code is a five-character ID number used extensively within the U.S. federal government, assigned by the Department of Defense's Defense Logistics Agency (DLA). The CAGE code provides a standardized method of identifying a given facility at a specific location. CAGE codes for entities located outside the United States are called NATO Commercial and Government Entity (NCAGE) codes. NCAGE codes are assigned internationally as part of the NATO Codification System (NCS), and are required for all foreign entities or the registration will be considered incomplete.
Legal Business Name	Registered Legal Business Name.
DBA	Doing Business As (DBA). The commonly used other name, such as a franchise, licensee name, or an acronym. This name must be different from the Legal Business Name.
Division Name	Company Division Name. If you do business or are identified as a division of a larger company.
Division Number	Company Division Number. If a number identifier commonly distinguishes your division.
Company URL	Corporate URL. Entity's web page URL.
UEI (Unique Entity Identifier)	A twelve-character alpha-numeric identifier assigned to registered entities by the General Services Administration (GSA) for use within the System of Award Management (SAM).
Electronic Funds Transfer (EFT) Indicator	A four-character suffix to the unique entity identifier. The suffix is assigned at the discretion of the commercial, nonprofit, or Government entity to establish additional System for Award Management records for identifying alternative EFT accounts for the same entity. Used to identify alternative EFT accounts for the same entity at the same physical location.
DoDAAC	The Department of Defense Activity Address Code (DoDAAC) is a six position code that uniquely identifies a Department of Defense unit, activity, or organization that has the authority to requisition, contract for, receive, have custody of, issue, or ship DoD assets, or fund/pay bills for materials and/or services.
TIN	Taxpayer Identification Number. SSN/EIN/TIN of the individual or entity on the entity registration list.
Financial Institution	The name of the bank to use for EFT/banking purposes.
ABA Routing Number	American Banking Routing ID is a financial institution's nine-digit routing transit number assigned by the American Banking Association (ABA).

Data Element	Definition
Account Number	Account number to which EFT payments are deposited. If an award is received, the Federal Government will use this information to process the payment.
Account Type	Account Type: C=Checking or S=Savings
Activation Date	The date on which the SAM Entity Registration Record was activated.
Authorization Date	The date the registered entity authorized the use of the financial information included in the SAM Registration Record related to the acquisition of Government goods or services.
Initial Registration Date	The date on which the entity was first registered with SAM.
Fiscal Year End Close Date	The date on which the entity ends their fiscal year; this is the same day/month every year for a given entity.
Last Updated Date	The date on which the SAM Entity Registration Record was last updated.
Physical Street Address 1	D&B Registration Physical Street Address 1
Physical Street Address 2	D&B Registration Physical Street Address 2
Physical City	D&B Registration Physical City
Physical State	D&B Registration Physical State
Physical Foreign Province	D&B Registration Physical Foreign Province
Physical ZIP Code	D&B Registration Physical ZIP Code
Physical Country	D&B Registration Physical Country
Mailing Name	Mailing Name. Full name: First, Middle, and Last. Comes from the Government Business Point of Contact name fields.
Mailing Street Address 1	Mailing Street Address 1 (If unable to receive mail at physical address.)
Mailing Street Address 2	Mailing Street Address 2 (If unable to receive mail at physical address.)
Mailing City	Mailing City (If unable to receive mail at physical address.)
Mailing State	Mailing State (If unable to receive mail at physical address.)
Mailing Foreign Province	Mailing Foreign Province (If unable to receive mail at physical address.)
Mailing Zip Code	Mailing Zip Code (If unable to receive mail at physical address.)
Mailing Country	Mailing Country (If unable to receive mail at physical address.)
Business Start Date	Date the entity was formed or established.
Business Termination Date	The date when the entity's registration expires.
Delinquent Federal Debt	Delinquent Federal Debt. Values: Y and N. Yes/No flag (whether entity has a delinquent federal debt. A non-entry [-] indicates that this registrant has not yet been verified with Treasury. Foreign registrations are not verified.
Source Content Description	An abbreviated description of the data source.
As-of Date	The date that the data source resource was last updated.

SAM Entity Registration Main Object Response Fields – Technical Information

Data Element	API Field Name	Data Type	Length	Value / Format	Nullable	Notes
Registration Status	registrationStatus	Character	1	Valid Values: - Active - Expired	Yes	
CAGE/NCAGE	cageCode	Character	5		Yes	
Legal Business Name	name	Character	120		Yes	
DBA	dba	Character	120		Yes	
Division Name	divisionName	Character	60		Yes	
Division Number	divisionNumber	Character	10		Yes	
Company URL	companyUrl	Character	200		Yes	
UEI (Unique Entity Identifier)	uei	Character	12		Yes	
Electronic Funds Transfer (EFT) Indicator	eftIndicator	Character	4		Yes	Since EFT Indicator is an extension of UEI, EFT Indicator cannot be entered as a search criterion unless UEI is also entered.
DoDAAC	dodaac	Character	9		Yes	
TIN	tin	Character	9		No	
Financial Institution	financialInstitute	Character	60		Yes	
ABA Routing Number	abaRoutingNumber	Character	9		Yes	
Account Number	accountNumber	Character	30		Yes	
Account Type	accountType	Character	1		Yes	
Activation Date	activationDate	Character	10	MM/DD/YYYY	Yes	

Data Element	API Field Name	Data Type	Length	Value / Format	Nullable	Notes
Authorization Date	authorizationDate	Character	10	MM/DD/YYYY	Yes	
Initial Registration Date	initialRegistrationDate	Character	10	MM/DD/YYYY	Yes	
Fiscal Year End Close Date	fiscalYearEndCloseDate	Character	6	MMM DD	Yes	
Last Updated Date	lastUpdateDate	Character	10	MM/DD/YYYY	Yes	
Physical Street Address 1	physicalStreetAddress Line1	Character	150		Yes	
Physical Street Address 2	physicalStreetAddress Line2	Character	150		Yes	
Physical City	physicalCity	Character	40		Yes	
Physical State	physicalStateCode	Character	2		Yes	
Physical Foreign Province	physicalForeignProvince	Character	55		Yes	
Physical ZIP Code	physicalPostalCode	Character	15		Yes	
Physical Country	physicalCountryCode	Character	3		Yes	
Mailing Name	mailName	Character	256		Yes	
Mailing Street Address 1	mailAddressLine1	Character	150		Yes	
Mailing Street Address 2	mailAddressLine2	Character	150		Yes	
Mailing City	mailCity	Character	40		Yes	
Mailing State	mailStateCode	Character	2		Yes	
Mailing Foreign Province	mailForeignProvince	Character	55		Yes	

Data Element	API Field Name	Data Type	Length	Value / Format	Nullable	Notes
Mailing Zip Code	mailPostalCode	Character	15		Yes	
Mailing Country	mailCountryCode	Character	3		Yes	
Business Start Date	businessStartDate	Character	10	MM/DD/YYYY	Yes	
Business Termination Date	businessTerminationDate	Character	10	MM/DD/YYYY	Yes	
Delinquent Federal Debt	delinquentFederalDebtFlag	Character	5	Valid Values: Y and N	Yes	
Source Sys Type Code Description	srcSysTypeCdDesc	Character	20	SAM-ENT	No	
As-of Date	asOfDate	Date	10	MM/DD/YYYY	No	

SAM Entity Main Object Response Fields – Usage

The information below highlights usage when retrieving the primary SAM Entity fields.

URI	/datasource (multi-resource search) /datasource/samEnt
Access Requirements	Client's Access Group must have access to samEnt datasource
Sample Response	<pre> { "data": [{ "attributes": { "registrationStatus": "ACTIVE", "businessStartDate": "04/06/1993", "cageCode": "8XN89", "companyUrl": "www.johnsshoes.com", "eftIndicator": "5432", "mailForeignProvince": "ON", "physicalStreetAddressLine1": "221 BAKER ST", "physicalStreetAddressLine2": "SUITE B", "businessTerminationDate": "04/06/2017", "physicalStateCode": "ON", "physicalCountryCode": "CAN", "tin": "123456789", "mailCity": "ONTARIO", "physicalForeignProvince": "ON", "mailStateCode": "ON", "dba": "JOHNS SHOES EXPRESS", "abaRoutingNumber": "123", "delinquentFederalDebtFlag": "A", "accountType": "C", "mailCountryCode": "CAN", "accountNumber": "84357", "mailPostalCode": "64002", "physicalCity": "ONTARIO", "name": "JOHNS SHOES", "physicalPostalCode": "64002", "mailAddressLine1": "221 BAKER ST", "mailAddressLine2": "SUITE B", "uei": "987654321", "financialInstitute": "INSTITUTE", "srcSysTypeCdDesc": "SAM-ENT" } }, { "id": "908712671", "type": "samEnt" }] } </pre>

SAM Entity Registration Organization Code Child Object Response Fields – Definitions

Data Element	Definition
Organization Code	The structure of the entity as defined by the IRS. Example values include 2J-Sole Proprietorship, 2L-Corporate Entity (Not Tax Exempt), CY-Country - Foreign Government, and X6-International Organization.

SAM Entity Registration Organization Code Child Object Response Fields – Technical Information

Data Element	API Field Name	Data Type	Length	Value / Format	Nullable	Notes
Organization Code	organizationCodeDescription	Character	200			

SAM Entity Registration Organization Code Child Object Response Fields – Usage

The information below uses the examples from the main object and includes the additional information for the organization code (orgType) child object. Note that although the include value is "orgType," in the return data it is contained in the "orgTypes" element, as it can return more than one object per search.

URI	/datasource (multi-resource search) /datasource/samEnt
Access Requirements	Client's Access Group must have access to samEnt datasource
Sample Response	<pre>{ "data": [{ "attributes": { "registrationStatus": "ACTIVE", "businessStartDate": "04/06/1993", "cageCode": "8XN89", "companyUrl": "www.johnsshoes.com", " eftIndicator ": "5432", "mailForeignProvince": "ON", "physicalStreetAddressLine1": "221 BAKER ST", </pre>

```

"physicalStreetAddressLine2": "SUITE B",
"businessTerminationDate": "04/06/2017",
"physicalStateCode": "ON",
"physicalCountryCode": "CAN",
"tin": "123456789",
"mailCity": "ONTARIO",
"physicalForeignProvince": "ON",
"mailStateCode": "ON",
"dba": "JOHNS SHOES EXPRESS",
"abaRoutingNumber": "123",
"delinquentFederalDebtFlag": "A",
"accountType": "C",
"mailCountryCode": "CAN",
"accountNumber": "84357",
"mailPostalCode": "64002", "orgTypes":
  [{"organizationCodeDescription": "2L - CORPORATE ENTITY (NOT TAX EXEMPT)"}],
"physicalCity": "ONTARIO",
"name": "JOHNS SHOES",
"physicalPostalCode": "64002",
"mailAddressLine1": "221 BAKER ST",
"mailAddressLine2": "SUITE B",
"uei": "987654321",
"financialInstitute": "BANK"
},
"id": "908712671",
"type": "samEnt"
}}
}

```

SAM Entity Registration Business Code Child Object Response Fields – Definitions

Data Element	Definition
Business Code Description	Translation of a 2-digit SBA Business Type code into a textual description of the code. Examples include: 20: Foreign Owned and Located, A3: Labor Surplus Area Firm, A2: Woman Owned Business, 23: Minority Owned Business, etc.

SAM Entity Registration Business Code Child Object Response Fields – Technical Information

Data Element	API Field Name	Data Type	Length	Value / Format	Nullable	Notes
Business Code Description	businessCodeDescription	Character	256			

SAM Entity Registration Business Code Child Object Response Fields – Usage

The information below uses the examples from the main object and includes the additional information for the business code (businessType) child object. Note that although the include value is “businessType,” in the return data it is contained in the “businessTypes” element, as it can return more than one object per search

URI	/datasource (multi-resource search) /datasource/samEnt
Access Requirements	Client’s Access Group must have access to samEnt datasource
Sample Response	<pre>{ "data": [{ "attributes": { "registrationStatus": "ACTIVE", "businessStartDate": "04/06/1993", "cageCode": "8XN89", "companyUrl": "www.johnsshoes.com", " eftIndicator ": "5432", "mailForeignProvince": "ON", "physicalStreetAddressLine1": "221 BAKER ST", "physicalStreetAddressLine2": "SUITE B", "businessTerminationDate": "04/06/2017", </pre>

<pre> "physicalStateCode": "ON", "physicalCountryCode": "CAN", "tin": "123456789", "mailCity": "ONTARIO", "physicalForeignProvince": "ON", "mailStateCode": "ON", "dba": "JOHNS SHOES EXPRESS", "abaRoutingNumber": "123", "delinquentFederalDebtFlag": "A", "accountType": "C", "mailCountryCode": "CAN", "accountNumber": "84357", "mailPostalCode": "64002", " businessTypes": [{"businessCodeDescription": "20: Foreign Owned and Located"}], "physicalCity": "ONTARIO", "name": "JOHNS SHOES", "physicalPostalCode": "64002", "mailAddressLine1": "221 BAKER ST", "mailAddressLine2": "SUITE B", "uei": "987654321", "financialInstitute": "BANK" }, "id": "908712671", "type": "samEnt" }} } </pre>

SAM Entity Registration Disaster Response Child Object Response Fields – Definitions

Data Element	Definition
Display Description	Textual description of the Area Served or the services rendered for the Disaster Response Registry. Example value is "Geographic Area Served."
Display Value	The state, city, county, or MSA where the service was rendered. Examples: "Any Area-Any Area" and "State - North Carolina."

SAM Entity Registration Disaster Response Child Object Response Fields – Technical Information

Data Element	API Field Name	Data Type	Length	Value / Format	Nullable	Notes
Display Description	displayDescription	Character	256	Currently always returns "Geographic Areas Served"		
Display Value	displayValue	Character	256			

SAM Entity Registration Disaster Response Child Object Response Fields – Usage

The information below uses the examples from the main object and includes the additional information for the disaster response child object. Note that although the include value is "disasterResponse," in the return data it is contained in the "disasterResponses" element, as it can return more than one object per search.

URI	/datasource (multi-resource search) /datasource/samEnt
Access Requirements	Client's Access Group must have access to samEnt datasource
Sample Response	<pre>{ "data": [{ "attributes": { "registrationStatus": "ACTIVE", "businessStartDate": "04/06/1993", "cageCode": "8XN89", "companyUrl": "www.johnsshoes.com", "eftIndicator": "5432", "mailForeignProvince": "ON", "physicalStreetAddressLine1": "221 BAKER ST", </pre>

<pre> "physicalStreetAddressLine2": "SUITE B", "businessTerminationDate": "04/06/2017", "physicalStateCode": "ON", "physicalCountryCode": "CAN", "tin": "123456789", "mailCity": "ONTARIO", "physicalForeignProvince": "ON", "mailStateCode": "ON", "dba": "JOHNS SHOES EXPRESS", "abaRoutingNumber": "123", "delinquentFederalDebtFlag": "D", "accountType": "C", "mailCountryCode": "CAN", "accountNumber": "84357", "mailPostalCode": "64002", "disasterResponses": [{"displayDescription": "SAMPLE DESCRIPTION", "displayValue": "SAMPLE VALUE"}], "physicalCity": "ONTARIO", "name": "JOHNS SHOES", "physicalPostalCode": "64002", "mailAddressLine1": "221 BAKER ST", "mailAddressLine2": "SUITE B", "uei": "987654321", "financialInstitute": "BANK" }, "id": "908712671", "type": "samEnt" }} } </pre>
--

SAM Entity Registration NAICS Child Object Response Fields – Definitions

Data Element	Definition
Emerging Small Business Indicator	Any small business concern whose size is no greater than 50 percent of the numerical size standard applicable to the Standard Industrial Classification (SIC) code assigned to a contracting opportunity.
NAICS Code	North American Industry Classification System (NAICS) Codes. A method for classifying business establishments.
NAICS Description	Expanded definition of NAICS Code.
Small Business Indicator	Certified as a Small Business by the Small Business Administration.

SAM Entity Registration NAICS Child Object Response Fields – Technical Information

Data Element	API Field Name	Data Type	Length	Value / Format	Nullable	Notes
Emerging Small Business Indicator	emergingSmallBusinessIndicator	Character	1	Valid Values: Y and N		
NAICS Code	naicsCode	Character	6			
NAICS Description	naicsDescription	Character	256			
Small Business Indicator	smallBusinessIndicator	Character	1	Valid Values: Y and N		

SAM Entity Registration NAICS Child Object Response Fields – Usage

The information below uses the examples from the main object and includes the additional information for the (naics child) object. Note that although the include value is “naicsDetail,” in the return data it is contained in the “naicsDetails” element, as it can return more than one object per search.

URI	/datasource (multi-resource search) /datasource/samEnt
Access Requirements	Client’s Access Group must have access to samEnt datasource
Sample Response	<pre>{ "data": [{ "attributes": { "registrationStatus": "ACTIVE", "businessStartDate": "04/06/1993", "cageCode": "8XN89", "companyUrl": "www.johnsshoes.com", "eftIndicator": "5432", "mailForeignProvince": "ON", "physicalStreetAddressLine1": "221 BAKER ST", "physicalStreetAddressLine2": "SUITE B", "businessTerminationDate": "04/06/2017", "physicalStateCode": "ON", "physicalCountryCode": "CAN", "naicsDetails": [{ "emergingSmallBusinessIndicator": "I", "naicsDescription": "SEARCH, DETECTION, NAVIGATION, GUIDANCE, AERONAUTICAL, AND NAUTICAL SYSTEM AND INSTRUMENT MANUFACTURING", "smallBusinessIndicator": "N", "naicsCode": "334511" }], "tin": "123456789", } }] }</pre>

	<pre> "mailCity": "ONTARIO", "physicalForeignProvince": "ON", "mailStateCode": "ON", "dba": "JOHNS SHOES EXPRESS", "abaRoutingNumber": "123", "delinquentFederalDebtFlag": "A", "accountType": "C", "mailCountryCode": "CAN", "accountNumber": "84357", "mailPostalCode": "64002", "physicalCity": "ONTARIO", "name": "JOHNS SHOES", "physicalPostalCode": "64002", "mailAddressLine1": "221 BAKER ST", "mailAddressLine2": "SUITE B", "uei": "987654321", "financialInstitute": "BANK" }, "id": "908712671", "type": "samEnt" }} } </pre>
--	--

SAM Entity Registration Product Service Code Child Object Response Fields – Definitions

Data Element	Definition
Product Service Code	Four-character, and alpha-numeric codes. Product service codes are used by the United States government to describe the products, services, and research and development purchased by the government.
Product Service Code Description	Textual description of Product Service Code. Explains the meaning of the 4-digit code.

SAM Entity Registration Product Service Code Child Object Response Fields – Technical Information

Data Element	API Field Name	Data Type	Length	Value / Format	Nullable	Notes
Product Service Code	pscCode	Character	4	Example Values: -AP31 - R&D- Natural Resource: Mineral (Basic Research) -Q524 - Medical- Thoracic -S203 - Housekeeping- Food -K010 - Modification of Equipment- Weapons -L052 - Technical Representative- Measuring Tools A full list of codes can be found in the Federal Procurement Data System Product and Service Codes Manual.		
Product Service Code Description	pscDescription	Character	256			

SAM Entity Registration Product Service Code Child Object Response Fields – Usage

The information below uses the examples from the main object and includes the additional information for the product service code (pscDetails) child object. Note that although the include value is "pscDetail" in the return data it is contained in the "pscDetails" element, as it can return more than one object per search.

URI	/datasource (multi-resource search) /datasource/samEnt
Access Requirements	Client's Access Group must have access to samEnt datasource
Sample Response	<pre>{ "data": [{ "attributes": { "registrationStatus": "ACTIVE", "businessStartDate": "04/06/1993", "cageCode": "8XN89", "companyUrl": "www.johnsshoes.com", "eftIndicator": "5432", "mailForeignProvince": "ON", "physicalStreetAddressLine1": "221 BAKER ST", "physicalStreetAddressLine2": "SUITE B", "businessTerminationDate": "04/06/2017", "physicalStateCode": "ON", "physicalCountryCode": "CAN", "pscDetails": [{ "pscCode": "-Q524 - Medical- Thoracic", "pscDescription": "SAMPLE DESCRIPTION", }], "tin": "123456789", "mailCity": "ONTARIO", "physicalForeignProvince": "ON", } }] }</pre>

```
"mailStateCode": "ON",
"dba": "JOHNS SHOES EXPRESS",
"abaRoutingNumber": "123",
"delinquentFederalDebtFlag": "D",
"accountType": "C",
"mailCountryCode": "CAN",
"accountNumber": "84357",
"mailPostalCode": "64002",
"physicalCity": "ONTARIO",
"name": "JOHNS SHOES",
"physicalPostalCode": "64002",
"mailAddressLine1": "221 BAKER ST",
"mailAddressLine2": "SUITE B",
"uei": "987654321",
"financialInstitute": "BANK"
},
"id": "908712671",
"type": "samEnt"
}}
}
```

SAM Entity Registration Federal Supply Classification Child Object Response Fields – Definitions

Data Element	Definition
Federal Supply Classification Code	Federal Supply Classification Code: A subset of Product Service Code. Federal Supply Class (FSC) codes are used to group products into logical families for management purposes. They are four-digit fields.
Federal Supply Classification Description	Textual description of Federal Supply Classification Code. Explains the meaning of the four-digit FSC.

SAM Entity Registration Federal Supply Classification Child Object Response Fields – Technical Information

Data Element	API Field Name	Data Type	Length	Value / Format	Nullable	Notes
Federal Supply Classification Code	fscCode	Character	4	Example Values: 6520 - Dental Instruments, Equipment, and Supplies 7644 - Digital Maps, Charts and Geodetic Products 8915 - Fruits and Vegetables 1345 - Land Mines 5530 - Plywood and Veneer		
Federal Supply Classification Description	fscDescription	Character	256			

SAM Entity Registration Federal Supply Classification Child Object Response Fields – Usage

The information below uses the examples from the main object and includes the additional information for the federal supply classification (fscDetails) child object. Note that although the include value is “fscDetail,” in the return data it is contained in the “fscDetails” element, as it can return more than one object per search.

URI	/datasource (multi-resource search) /datasource/samEnt
Access Requirements	Client’s Access Group must have access to samEnt datasource
Sample Response	<pre>{ "data": [{ "attributes": { "registrationStatus": "ACTIVE", "businessStartDate": "04/06/1993", "cageCode": "8XN89", "companyUrl": "www.johnsshoes.com", "eftIndicator": "5432", "mailForeignProvince": "ON", "physicalStreetAddressLine1": "221 BAKER ST", "physicalStreetAddressLine2": "SUITE B", "businessTerminationDate": "04/06/2017", "physicalStateCode": "ON", "physicalCountryCode": "CAN", </pre>

```
"fscDetails": [  
  {  
    "fscCode": "6520 - Dental Instruments, Equipment, and Supplies",  
    "fscDescription": "SAMPLE DESCRIPTION",  
  }  
],  
"tin": "123456789",  
"mailCity": "ONTARIO",  
"physicalForeignProvince": "ON",  
"mailStateCode": "ON",  
"dba": "JOHNS SHOES EXPRESS",  
"abaRoutingNumber": "123",  
"delinquentFederalDebtFlag": "A",  
"accountType": "C",  
"mailCountryCode": "CAN",  
"accountNumber": "84357",  
"mailPostalCode": "64002",  
"physicalCity": "ONTARIO",  
"name": "JOHNS SHOES",  
"physicalPostalCode": "64002",  
"mailAddressLine1": "221 BAKER ST",  
"mailAddressLine2": "SUITE B",  
"uei": "987654321",  
"financialInstitute": "BANK"  
},  
"id": "908712671",  
"type": "samEnt"  
}]
```

SAM Entity Registration SBA Code Child Object Response Fields – Definitions

Data Element	Definition
SBA Code	Small Business Administration Code. Examples include: A4, A6, JT, XX.
SBA Description	Textual description of the SBA Code.

SAM Entity Registration SBA Code Child Object Response Fields – Technical Information

Data Element	API Field Name	Data Type	Length	Value / Format	Nullable	Notes
SBA Code	sbaCode	Character	2	Example Values: A4 - SBA Certified Small Disadvantaged Business A6 - SBA Certified 8(a) Program Participant JT - SBA Certified 8(a) Joint Venture XX - SBA Certified Hub Zone Firm A full list of codes can be found in the SAM Functional Data Dictionary.		
SBA Description	sbaDescription	Character	256	Examples include: A4=SBA Certified Small Disadvantaged Business, A6=SBA Certified 8A Program Participant, JT=SBA Certified 8A Joint Venture, XX=SBA Certified Hub Zone Firm		

SAM Entity Registration SBA Code Child Object Response Fields – Usage

The information below uses the examples from the main object and includes the additional information for the federal SBA code (smallBusiness) child object. Note that although the include value is "smallBusiness," in the return data it is contained in the "smallBusinesses" element, as it can return more than one object per search.

URI	/datasource (multi-resource search) /datasource/samEnt
Access Requirements	Client's Access Group must have access to samEnt datasource
Sample Response	<pre>{ "data": [{ "attributes": { "registrationStatus": "ACTIVE", "businessStartDate": "04/06/1993", "cageCode": "8XN89", "companyUrl": "www.johnsshoes.com", "eftIndicator": "5432", "mailForeignProvince": "ON", "physicalStreetAddressLine1": "221 BAKER ST", "physicalStreetAddressLine2": "SUITE B", "businessTerminationDate": "04/06/2017", "physicalStateCode": "ON", "physicalCountryCode": "CAN", "smallBusinesses": [{ "sbaCode": "A4 - SBA Certified Small Disadvantaged Business", "sbaDescription": "SAMPLE DESCRIPTION", }], } }], }</pre>

```
"tin": "123456789",  
"mailCity": "ONTARIO",  
"physicalForeignProvince": "ON",  
"mailStateCode": "ON",  
"dba": "JOHNS SHOES EXPRESS",  
"abaRoutingNumber": "123",  
"delinquentFederalDebtFlag": "A",  
"accountType": "C",  
"mailCountryCode": "CAN",  
"accountNumber": "84357",  
"mailPostalCode": "64002",  
"physicalCity": "ONTARIO",  
"name": "JOHNS SHOES",  
"physicalPostalCode": "64002",  
"mailAddressLine1": "221 BAKER ST",  
"mailAddressLine2": "SUITE B",  
"uei": "987654321",  
"financialInstitute": "BANK"  
},  
"id": "908712671",  
"type": "samEnt"  
}]
```

SAM Entity Registration Address Information Child Object Response Fields – Definitions

Data Element	Definition
Name	Point of Contact name.
Address 1	The first line of the address.
Address 2	The second line of the address.
Address Type Code	Indicates which address type is captured.
City	City
State	State
Fax	Fax Number
Foreign Province	Foreign Province; If outside the United States, this would be the Province of the foreign country.
Country	Country
US Phone	US Phone Number
ZIP	Postal ZIP Code

SAM Entity Registration Address Information Child Object Response Fields – Technical Information

Data Element	API Field Name	Data Type	Length	Value / Format	Nullable	Notes
Name	name	Character	200			
Address 1	addressLine1	Character	150			
Address 2	addressLine2	Character	150			
Address Type Code	addressTypeCode	Character	2	Values: X5 - Alternate Exclusion Address X6 - D&B Address X7 - DoDAAC Address DM - Domestic Parent Address GL - Global Parent Address HQ - Headquarters Parent Address IR - IRS/TIN Address FE - Mailing Address OA - Other Address PA - Physical Address X8 - POC Address B3 - Previous Business Address X9 - Primary Exclusion Address RI - Remittance Address		
City	city	Character	40			

State	stateCode	Character	2			
Fax	fax	Character	13			
Foreign Province	foreignProvince	Character	55			
Country	countryCode	Character	3			
US Phone	usPhone	Character	16			
ZIP	postalCode	Character	15			

SAM Entity Registration Address Information Child Object Response Fields – Usage

The information below uses the examples from the main object and includes the additional information for the address information (address) child object. Note that although the include value is “address,” in the return data it is contained in the “addresses” element, as it can return more than one object per search.

URI	/datasource (multi-resource search) /datasource/samEnt
Access Requirements	Client’s Access Group must have access to samEnt datasource
Sample Response	<pre>{ "data": [{ "attributes": { "eftIndicator": "5432", "mailForeignProvince": "ON", "physicalStreetAddressLine1": "221 BAKER ST", "physicalStreetAddressLine2": "SUITE B", "businessTerminationDate": "04/06/2017", "physicalStateCode": "ON", "physicalCountryCode": "CAN", "tin": "123456789", "mailCity": "ONTARIO", "physicalForeignProvince": "ON", "mailStateCode": "ON", "dba": "JOHNS SHOES EXPRESS", "abaRoutingNumber": "123", "delinquentFederalDebtFlag": "D", } }] }</pre>

```
"accountType": "C",
"mailCountryCode": "CAN",
"accountNumber": "84357",
"mailPostalCode": "64002",
"physicalCity": "ONTARIO",
"name": "JOHNS SHOES",
"physicalPostalCode": "64002",
"mailAddressLine1": "221 BAKER ST",
"mailAddressLine2": "SUITE B",
"uei": "987654321",
"financialInstitute": "BANK"
},
"id": "908712671",
"type": "samEnt"
}}
}
```

SYSTEM FOR AWARD MANAGEMENT (SAM) EXCLUSION RECORDS – PUBLIC AND RESTRICTED

Your agency is approved to access this data source.

System for Award Management (SAM) Exclusion Records data source – Public and Restricted contains a list of individuals and firms excluded by federal government agencies from receiving new federal contracts. The Restricted version of this data source contains TIN information.

The SAM Exclusion list replaced General Services Administration’s (GSA’s) Excluded Parties List System (EPLS), which discontinued in 2012. References to EPLS remain in the Do Not Pay database, which you may note when reviewing certain sections of this document.

SAM Exclusion Search Fields – Definitions

Data Element	Definition
TIN	Taxpayer Identification Number. SSN/EIN/TIN of the individual on the exclusions list. Only searchable on the Sam Exclusion Restricted data source.
UEI (Unique Entity Identifier)	A twelve-character alpha-numeric identifier assigned to registered entities by the General Services Administration (GSA) for use within the System of Award Management (SAM).
First Name	First name of the individual on the exclusions list.
Last Name	Last name of the individual on the exclusions list.
Business Name	The name of the business/entity on the exclusions list.

SAM Exclusion Search Fields – Technical Information

Data Element	API Field Name	Data Type	Length	Value / Format	Nullable	Notes
TIN	tin	Character	9		Yes	TIN can be used only for the Restricted version of SAM Exclusion. TIN is not available in the Public version of SAM Exclusion.
UEI	uei	Character	12		Yes	
First Name	firstName	Character	50		Yes	Both first name and last name must be sent in the request.
Last Name	lastName	Character	50		Yes	Both first name and last name must be sent in the request.
Business Name	businessName	Character	200		Yes	

SAM Exclusion Response Fields – Definitions

Data Element	Definition
Name	Full name of individual or entity on the exclusions list.
TIN	Taxpayer Identification Number. SSN/EIN/TIN of the individual on the exclusions list.
Address Line 1	Street Address Line 1 of the individual or entity on the exclusions list.
Address Line 2	Street Address Line 2 of the individual or entity on the exclusions list.
City	City of the individual or entity on the exclusions list.
State	State of the individual or entity on the exclusions list.
ZIP	ZIP Code of the individual or entity on the exclusions list.
Country	Country of the individual or entity on the exclusions list.
SAM Number	The internal number used by SAM to identify exclusion records. Since only Firm exclusion records are required to have a UEI Number, SAM needed a way to uniquely track exclusion records of other Classification Types.
Cage Code	Commercial And Government Entity (CAGE) Code is a five-character ID number used extensively within the U.S. federal government, assigned by the Department of Defense's Defense Logistics Agency (DLA). The CAGE code provides a standardized method of identifying a given facility at a specific location.
Exclusion Code	Identifies if the exclusion is Reciprocal, Nonprocurement or Procurement.
Exclusion Type	Identifies the exclusion type that the exclusion falls under. Exclusion type is the successor to the CT code identifying the exclusion reason. Exclusion Type is a simplified, easier to understand way of identifying exclusion reasons. The types are generally "Prohibition/Restriction", "Voluntary Exclusion", or "Ineligible." In some cases, the type may indicate "Proceedings Pending" or "Proceedings Completed."
Exclusion Description	This field provides the agency performing the exclusion space to enter additional information as necessary, often an explanation on why the entity is being excluded.
Classification	Classification Type: Individual, Firm, Vessel, or Special Entity Designation
Create Date	Identifies when the data was first entered into SAM Exclusions.
Action Date	The date that the exclusion became active.
Termination Date	Identifies the date that the exclusion is/was to be terminated. If "indefinite" is in this field, there is no set date that the exclusion will terminate.
Agency	The name of the agency that assigned the exclusion to the entity or individual.
UEI	A twelve-character alpha numeric identifier assigned to registered entities by the General Services Administration (GSA) for use within the System of Award Management (SAM).
Agency UEI	UEI of the agency that registered the exclusion.
NPI	National Provider Identifier. The NPI replaced the UPIN as the unique number used to identify health care providers other than by SSNs. The Centers for Medicaid & Medicare Services first began assigning NPIs in 2006, and providers were required to use NPIs as of mid-2008.
As-of Date	The date that the data source resource was last updated.

SAM Exclusion Response Fields – Technical Information

Data Element	API Field Name	Data Type	Length	Value / Format	Nullable	Notes
Name	name	Character	200		Yes	
TIN	tin	Character	9		No	Only available in SAM Exclusion Restricted. Not available in SAM Exclusion Public.
Address Line 1	addressLine1	Character	150		No	
Address Line 2	addressLine2	Character	150		No	
City	city	Character	50		No	
State	stateCode	Character	2		No	
ZIP	postalCode	Character	10		No	
Country	countryCode	Character	3		No	
SAM Number	samNumber	Character	36		No	
Cage Code	cageCode		5		No	Only available in SAM Exclusion Restricted. Not available in SAM Exclusion Public.
Exclusion Program	exclusionCode	Character	50		No	
Exclusion Type	exclusionType	Character	50		No	
Exclusion Description	exclusionDescription	Character	256		No	
Classification	classification	Character	256		No	
Create Date	createDate	Character	10	MM/DD/YYYY	No	
Action Date	actionDate	Character	10	MM/DD/YYYY	No	
Termination Date	terminationDate	Character	10	MM/DD/YYYY May also contain the value "INDEF."	No	
Agency	agency	Character	256		No	
UEI	uei	Character	12		Yes	
Agency UEI	agencyUei	Character	12		Yes	
NPI	npi	Character	100		No	
Source Sys Type Code Description	srcSysTypeCdDesc	Character	20	SAM-EXCL-RES	No	
As-of Date	asOfDate	Date	10	MM/DD/YYYY	No	

SAM Exclusion Records Usage

In the usage of the Do Not Pay API, the long names samExPub and samExRes are used for SAM Exclusion records (Public and Restricted, respectively).

The examples below are all using samExRes, but the usage is the same for samExPub.

URI	/datasource (multi-resource search) /datasource/samExRes
Access Requirements	Client's Access Group must have access to samExRes or samExPub
Sample Response	<pre>{ "data": [{ "attributes": { "tin": "987654321", "name": "JOHN DOE", "exclusionCode": "RECIPROCAL", "exclusionType": "PROHIBITION/RESTRICTION", "exclusionDescription": "SAMPLE DESCRIPTION", "agency": "HEALTH AND HUMAN SERVICES, DEPARTMENT OF", "addressLine1": "123 2ND ST", "addressLine2": "SUITE B", "city": "KANSAS CITY", "stateCode": "MO", "postalCode": "64001", "countryCode": "US", "cageCode": "7SXB4", "classification": "INDIVIDUAL", "terminationDate": "INDEF.", "uei": "UEI3AE221107", "agencyUei": "AGUEI55A1107", "samNumber": "AA427A1", "actionDate": "11/20/2005", "createDate": "04/19/2007", "npi": "123456789", "srcSysTypeCdDesc": "SAM-EXCL-RES" }, "id": "661971351", "type": "samExRes" }] }</pre>

TREASURY OFFSET PROGRAM (TOP) DEBT CHECK

Your agency is approved to access this data source.

The Treasury Offset Program (TOP) Debt Check data source is a centralized offset program, administered by the U.S. Treasury’s Bureau of the Fiscal Service (Fiscal Service) Disbursing and Debt Management (DDM). TOP collects past-due (delinquent) debts (for example, child support payments) that people owe to state and federal agencies.

Fiscal Service disburses federal payments, such as federal tax refunds for agencies making federal payments (known as "payment agencies"), such as the Internal Revenue Service. "Creditor agencies," such as the Department of Education submit delinquent debts to Fiscal Service for collection and inclusion in TOP, TOP matches people and businesses who owe delinquent debts with money that federal agencies are paying (for example, a tax refund). To the extent allowed by law, when a match happens, TOP withholds (offsets) money to pay the delinquent debt.

TOP Debt Check is a Restricted data source.

TOP Debt Check Search Fields – Definitions

Data Element	Definition
TIN	Debtor TIN refers to the TIN (SSN for individual, EIN for business or entity) of debtor.
First Name	First name of the individual debtor.
Last Name	Last name of the individual debtor.
Business Name	Name of business or entity debtor.

TOP Debt Check Search Fields – Technical Information

Data Element	API Field Name	Data Type	Length	Value / Format	Nullable	Notes
TIN	tin	Character	9		Yes	
First Name	firstName	Character	35		Yes	Both first name and last name must be sent in the request.
Last Name	lastName	Character	35		Yes	Both first name and last name must be sent in the request.
Business Name	businessName	Character	200		Yes	

TOP Debt Check Response Fields – Definitions

Data Element	Definition
Debtor TIN	Debtor TIN refers to the TIN (SSN for individual, EIN for business or entity) of debtor.
Debtor Name	Name of Debtor.
Individual Business Indicator	An identifier that classifies the debtor as either an individual ("I" or a business "B").
Debtor Street Address Line 1	Address line one of debtor's residence/location.
Debtor Street Address Line 2	Address line two of debtor's residence/location.
Debtor City	City of debtor's residence/location.
Debtor State	State of debtor's residence/location.
Debtor ZIP	ZIP code of debtor's residence/location.
Debtor Country	Country of debtor's residence/location.
Debt Number	Agency Debt Number or Agency Account Number— the unique account number used to identify the debt account owed by an individual or business to the creditor agency.
Date of Delinquent Debt	Date of delinquency for a specific record.
Debt Type	Code for type of debt assigned by TOP. Examples include: 1-Child Support - AFDC 6-Federal Agency Debt 17-IRS-17 CD-Corporate Debt OS-Other State Debt UT-Unemployment Compensation Tax Debts
Debt Type Description	Text description of the debt type. See above for example descriptions.
Debt Agency Site Name	Creditor agency (origin of debt).
Debt Agency Site Contact Name	Main contact at creditor agency.
Debt Agency Site Address Line 1	Address line one of creditor agency.
Debt Agency Site Address Line 2	Address line two of creditor agency.
Debt Agency Site City	City of creditor agency.
Debt Agency Site State	State of creditor agency.
Debt Agency Site ZIP	ZIP code of creditor agency.
Debt Agency Phone Number	Main phone number at creditor agency.
Debt Agency Phone Extension	Main phone number extension at creditor agency.
Debt Agency National Phone Number	Respective national collection office phone number of creditor agency.
Debt Agency National Phone Extension	Respective national collection office phone number extension of creditor agency.
As-of Date	The date that the data source resource was last updated.

TOP Debt Check Response Fields – Technical Information

Data Element	API Field Name	Data Type	Length	Value / Format	Nullable	Notes
Debtor TIN	tin	Character	9		No	
Debtor Name	name	Character	200		Yes	
Individual Business Indicator	individualBusinessIndicator	Character	1	Values: I or B	Yes	
Debtor Street Address Line 1	debtorAddressLine1	Character	30		Yes	
Debtor Street Address Line 2	debtorAddressLine2	Character	30		Yes	
Debtor City	debtorCity	Character	25		Yes	
Debtor State	debtorStateCode	Character	2		Yes	
Debtor ZIP	debtorPostalCode	Character	9		Yes	
Debtor Country	debtorCountryCode	Character	3		Yes	
Debt Number	debtNumber	Character	18		Yes	
Date of Delinquent Debt	delinquentDebtDate	Character	10	Format: MM/DD/YYYY	Yes	
Debt Type	debtType	Character	2	Example Values: 1-Child Support - AFDC 6-Federal Agency Debt 17-IRS-17 CD-Corporate Debt OS-Other State Debt UT-Unemployment Compensation Tax Debts	Yes	

Data Element	API Field Name	Data Type	Length	Value / Format	Nullable	Notes
Debt Type Description	debtTypeDescription	Character	256		Yes	
Debt Agency Site Name	debtAgencySiteName	Character	35		Yes	
Debt Agency Site Contact Name	debtAgencySiteContactName	Character	35		Yes	
Debt Agency Site Address Line 1	debtAgencySiteAddressLine1	Character	35		Yes	
Debt Agency Site Address Line 2	debtAgencySiteAddressLine2	Character	35		Yes	
Debt Agency Site City	debtAgencySiteCity	Character	25		Yes	
Debt Agency Site State	debtAgencySiteStateCode	Character	2		Yes	
Debt Agency Site ZIP	debtAgencySitePostalCode	Character	9		Yes	
Debt Agency Phone Number	debtAgencyPhoneNumber	Character	10		Yes	
Debt Agency Phone Extension	debtAgencyPhoneExtension	Character	4		Yes	
Debt Agency National Phone Number	debtAgencyNationalPhoneNumber	Character	25		Yes	

Data Element	API Field Name	Data Type	Length	Value / Format	Nullable	Notes
Debt Agency National Phone Extension	debtAgencyNationalPhoneExtension	Character	4		Yes	
Source Sys Type Code Description	srcSysTypeCdDesc	Character	20	DBCK	No	
As-of Date	asOfDate	Date	10	MM/DD/YYYY	No	

TOP Debt Check Usage

URI	/datasource (multi-resource search) /datasource/dbck
Access Requirements	Client's Access Group must have access to the Top Debt Check (dbck) datasource
Sample Response	<pre>{ "data": [{ "attributes": { "tin": "732904154", "name": "JOHN DOE", "debtType": "01", "debtNumber": "1122334455", "debtTypeDescription": "SAMPLE DESCRIPTION", "individualBusinessIndicator": "I", "delinquentDebtDate": "10/16/2010", "debtTypeDescription": "CHILD SUPPORT - AFDC", "debtorAddressLine1": "123 2nd St", "debtorAddressLine2": "Suite A", "debtorCity": "KANSAS CITY", "debtorStateCode": "MO", "debtorPostalCode": "64001", "debtorCountryCode": "US", "debtAgencyPhoneNumber": "555-555-5555", "debtAgencyPhoneExtension": "7", </pre>

	<pre> "debtAgencyNationalPhoneNumber": "888-888-8888", "debtAgencyNationalPhoneExtension": "200", "debtAgencySiteContactName": "SAMPLE CONTACT", "debtAgencySitePostalCode": "64001", "debtAgencySiteCity": "KANSAS CITY" "debtAgencySiteStateCode": "MO", "debtAgencySiteAddressLine1": "815 BEAKER ST", "debtAgencySiteAddressLine2": "SUITE 201", "debtAgencySiteName": "SAMPLE DEBT AGENCY", "srcSysTypeCdDesc": "DBCK" }, "id": "10442391", "type": "dbck" }} }</pre>
--	--

MATCH OUTCOME TRANSMITTAL

Match outcomes help Do Not Pay and agencies easily measure prevented improper payment of federal dollars to entities and individuals whose match status renders them ineligible to receive those dollars. The match outcome transmittal can occur any time after the match data is received by the agency. Match outcome transmittal fields will link the original search results returned to the agency to the outcome achieved by the search. This service accepts POST requests, and it requires the client to provide information from the original search. Note that this service requires the client to provide a "transaction-id" field in the meta section of the message.

This should be the transaction id from the original search which relates to the Outcome being provided. Please see the sample message below for more details.

Match Outcome Transmittal Fields – Definitions

Data Element	Definition
Dollars Saved Flag	A "YES" or "NO" statement that declares whether the match associated with the outcome transmittal resulted in a decision not to disburse federal dollars. (YES = match resulted in not disbursing federal dollars) This is a required field, value must be either "YES" or "NO".
Dollars Saved	The dollar amount of federal dollars not disbursed due to the match. This is an optional field. Note that this is a text field.
Payment Frequency	The frequency of payment of the declared Dollar Amount; useful in calculating total dollars saved when the amount would have been disbursed more than once, if the entity searched had been paid. Response options: Annual; Contract/Award Total; Daily; Monthly; One-time; Other. This is an optional field.
Payee Category	The type of payee the entity searched represents. Response options: Allotment, Annuity, Benefit, Child Support, Education, Fee, Insurance, Miscellaneous, Refund, Salary, Thrift, Travel, Vendor. This is an optional field.
No Saving Reason	The reason a match to a data source did not result in disqualifying the searched entity from payment. Response Options: Business reason to pay, Data source is not applicable to payee, Data source match is not the actual payee, Services performed - must pay, Other. This is an optional field.
Comments	This is a free-form entry field (alpha-numeric), should the agency wish to explain any of the answers above, or make a note about the match outcome. This is an optional field.
Transaction ID	The transaction id from the original search which relates to the Outcome being provided. Please see the sample message below for more details.

Match Outcome Transmittal Fields – Technical Information

Data Element	API Field Name	Data Type	Length	Value / Format	Nullable	Notes
Dollars Saved Flag	dollarsSaved	Character	5	Valid values: "YES" or "NO"	No	
Dollars Saved	dollarsSaved	Character	20	Text field but it must contain a valid number. Decimal values are allowed	Yes	
Payment Frequency	paymentFrequency	Character	255	Valid values: Annual Contract/Award Total Daily Monthly One-time Other	Yes	If value other than those listed is sent, an error will be returned. The Comments field can be used to explain the "Other" value.
Payee Category	payeeCategory	Character	255	Valid Values: Allotment Annuity Benefit Child Support Education Fee Insurance Miscellaneous Refund Salary Thrift Travel Vendor	Yes	If value other than those listed is sent, an error will be returned. The Comments field can be used to explain the "Other" value.
No Saving Reason	noSavingsReason	Character	255	Values: Business reason to pay Data source is not applicable to payee Data source match is not the actual payee Services performed - must pay Other	Yes	If value other than those listed is sent, an error will be returned. The Comments field can be used to explain the "Other" value.
Comments	comments	Character	255		Yes	
Transaction ID	transaction-id	Numeric	15	Valid numeric ID from the original search	No	The transaction id from the original search which relates to the Outcome being provided. Please see the sample message below for more details.

Match Outcome Transmittal Fields – Usage

This service accepts POST requests. There is only a single service endpoint used to receive Outcome messages. The response from a successful request will be a 201 status code and message with an empty "data" element. If an error is produced the response code will be either 400 or 500 and the "error" element will contain these details. Note that the sample message below contains the *meta* section as that is how a client will relay the original transaction id.

URI	/datasource/outcome
Access Requirements	Client's Access Group must have access to at least one datasource
Sample Requests	/datasource/outcome
Sample Message	<pre>{ "data": [{ "type": "outcome", "attributes": { "dollarsSaved": "no", "noSavingsReason": "Other", "payeeCategory": "Benefit", "dollarAmountSaved": "2561", "paymentFrequency": "Monthly", "comments": "This is a test for CBAF" } }], "meta": { "transaction-id": "18724630" } }</pre>

APPENDIX A

JSON API examples

The jsonapi.org site includes several fictional examples based on article/author data. Below are some of the examples using Do Not Pay standards for URI and message body formatting. Note that the standard date format used in the Do Not Pay API is MM/DD/YYYY unless specifically stated otherwise. The examples have been altered to reflect this.

Sparse Fieldsets

The Do Not Pay API supports the following example for include statements:

```
POST /articles "include":"author"
```

However note that in this example, the included object (author) would not have its own type/id attribute, and therefore no 'relationship' or 'included' element or would be provided as it is in the response to this example:

```
{
  "data": [{
    "type": "articles",
    "id": "1",
    "attributes": {
      "title": "JSON API paints my bikeshed!",
      "body": "The shortest article. Ever.",
      "created": "05/22/2015",
      "updated": "05/22/2015"
    },
    "relationships": {
      "author": {
        "data": {"id": "42", "type": "people"}
      }
    }
  }],
  "included": [
    {
```

```

"type": "people",
"id": "42",
"attributes": {
  "name": "John",
  "age": 80,
  "gender": "male"
}
}
]
}

```

Also note that the above example *could* have the parent resource of the included object in [] brackets if that's preferred, as shown below:

```
POST /articles "include[article]":"author"
```

The fields parameter used with Sparse fieldsets is supported exactly as the examples show:

```
POST /articles "include":"author", "fields[articles]":"title,body", "fields[people]":"name"
```

In the example above, the only fields returned for the articles object would be title and body, and only name would be returned for the people object

Pagination

Client-provided pagination parameters can only be provided using `page[number]` and `page[size]`, and the resulting data looks the same as the `jsonapi.org` examples, with an added description element accompanying each link. In addition, when pagination is used the elements `total-pages`, `total-count`, `page-size`, and `current-page` will be present in the *meta* section. The example request:

```
POST /articles "page[number]":"3","page[size]":"1"
```

Would therefore result in the following response:

```
{
  "meta": {
    "total-pages": "13"
    "total-count": "13"
    "page-size": "1"
    "current-page": "3"
  },
  "data": [
    {
      "type": "articles",
      "id": "3",
      "attributes": {
        "title": "JSON API paints my bikeshed!",
        "body": "The shortest article. Ever.",
        "created": "05/22/2015",
        "updated": "05/22/2015"
      }
    }
  ]
}
```

Error Objects

The only error elements currently supported by the Do Not Pay API are status, title, and detail. In nonproduction environments there may be additional information returned in the *'meta'* element nested within *'errors.'* The first name error example provided from jsonapi.org would look like this:

```
{
  "errors": [
    {
      "status": "422",
      "title": "Invalid Attribute",
      "detail": "First name must contain at least three characters."
    }
  ]
}
```

In certain situations multiple errors may be returned. As noted in the JSON API section of the document above, errors will always be returned with an HTTP status code of 400 or 500 with only the *'errors'* element in the document.

APPENDIX B

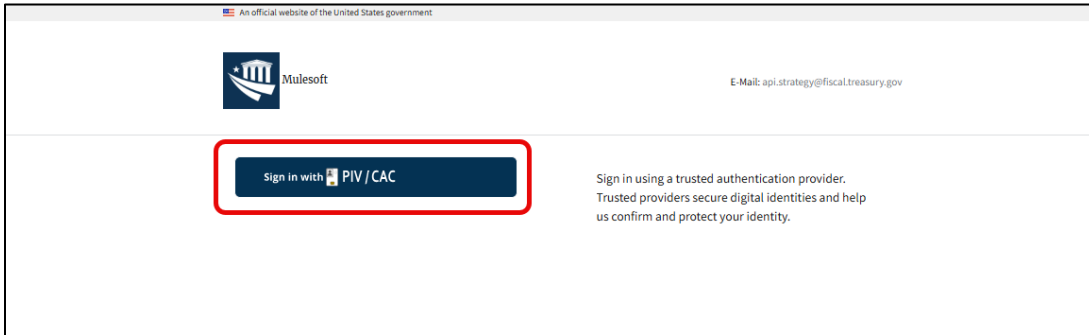
Requesting Access to the DNP Experience API

Logging on to the MuleSoft Anypoint Platform

Access to the MuleSoft Anypoint Platform requires PIV/PIV-I/CAC currently. If you do not have one of these credentials, please contact your Outreach Specialist or Lead for assistance.

1. Navigate to the following URL and sign in using your PIV/CAC card:

<https://gov.anypoint.mulesoft.com/accounts/login/fs>



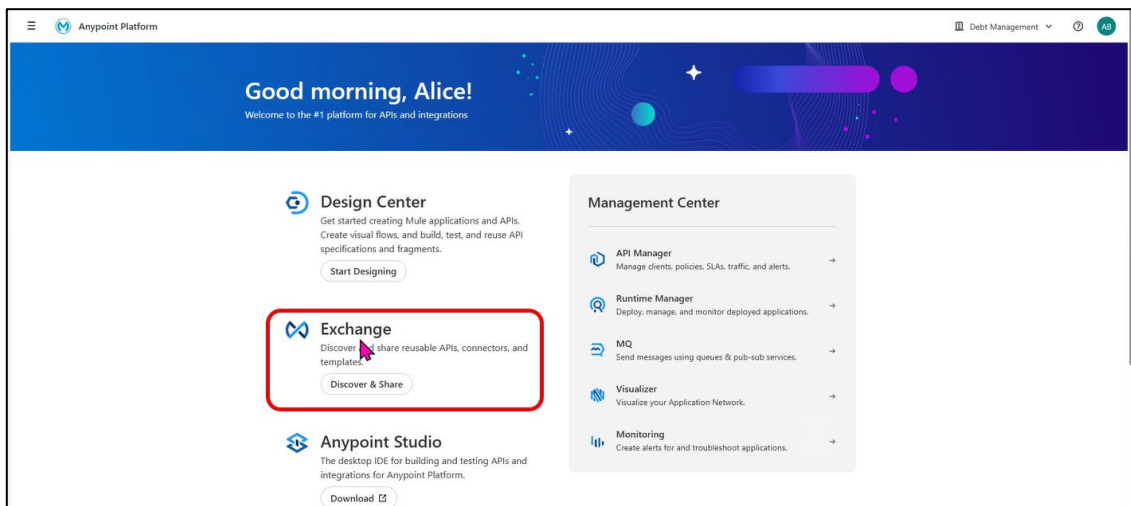
2. If this is the first time you are signing in to the site with your PIV card, an authentication access request will be sent to the Fiscal Service API Strategy Team. Within 2 business days, your request should be approved and you will receive an email notification that shows the following:

Add APIStrategy-ExchangeViewers -- APPROVED

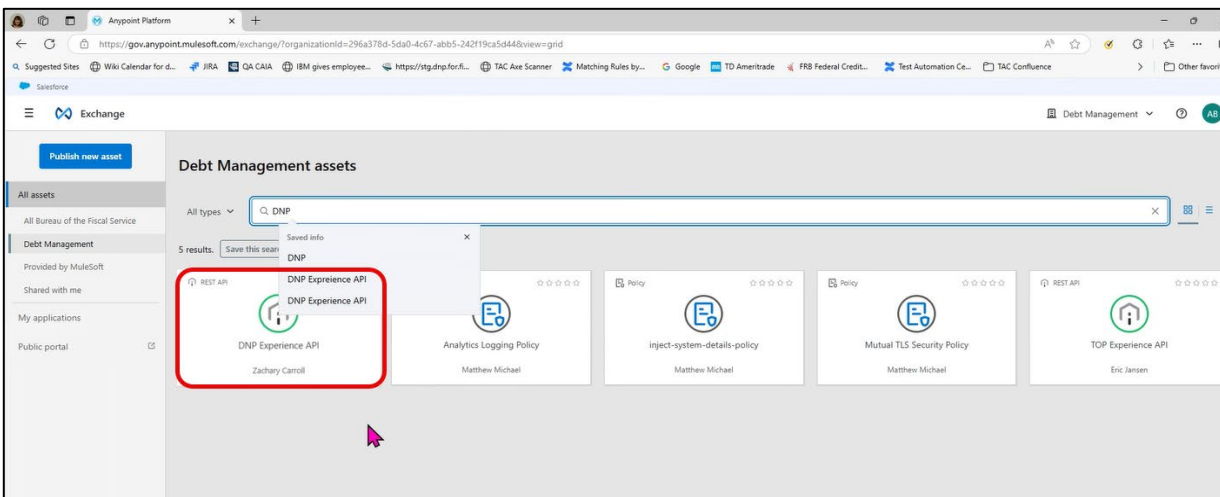
Description: View items in Exchange

Note: Users with email addresses from a .com domain will be asked to provide justification for access requests. This is a standard policy for the API Strategy Team.

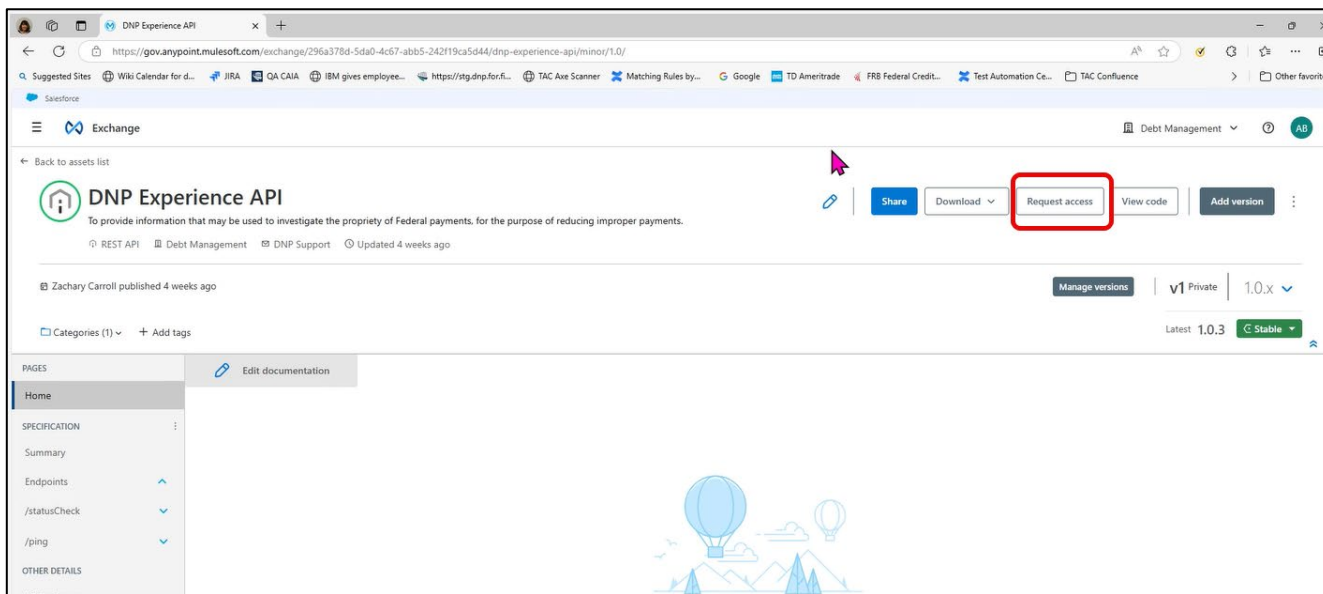
- Once you have entered your PIN and logged in, you will be redirected to the main Anypoint Platform page. Click on "Exchange".



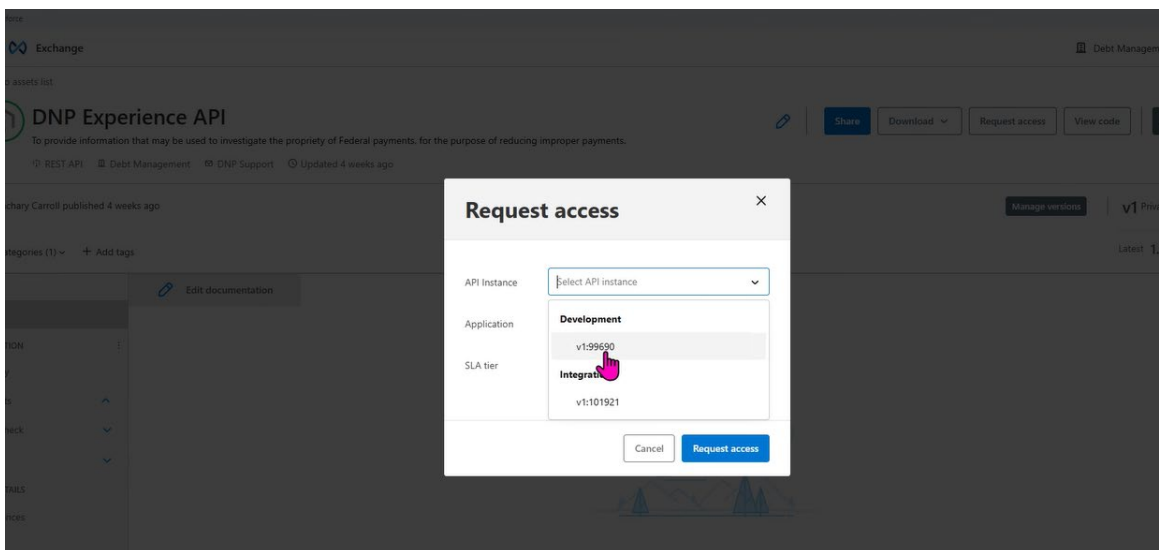
- Your Do Not Pay API Implementation Coordinator will be able to share the DNP Experience API with you once you have successfully logged into the Platform.
- Once the DNP Experience API has been shared with you, log back into the MuleSoft Platform again and navigate to the Exchange again. From here, enter "DNP Experience API" in the search field. Click on the DNP Experience API tile.



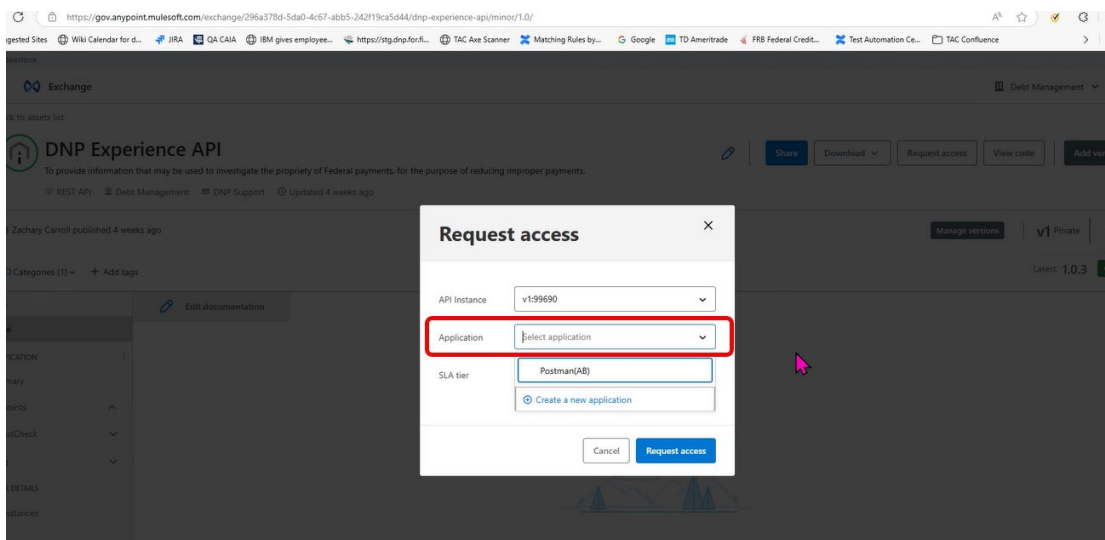
6. Click on "Request Access"



7. Select the environment/instance needed for access.



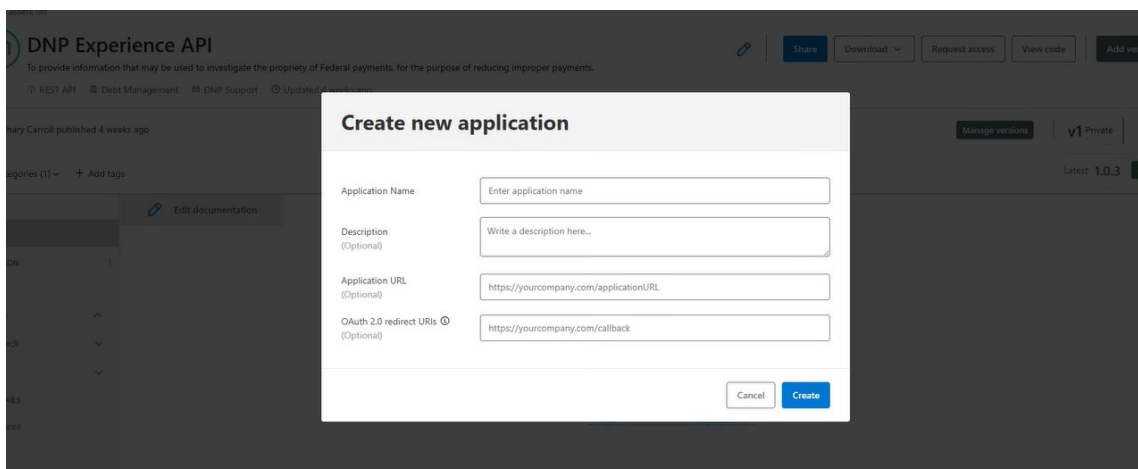
8. In the "Application" drop down menu, select "Create New Application."



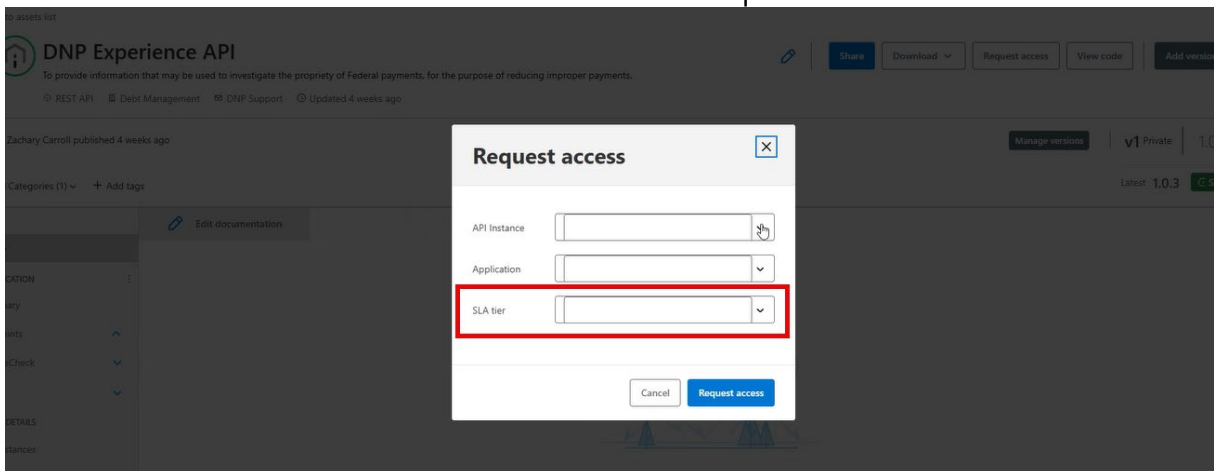
9. Enter Application Name and Description. "Application Name" is the only required field.

The application name used will be the name of your application's contract/registration within the selected environment/instance within the DNP Experience API. If you would like to set up different application names based on the environment that you selected (i.e. non-prod vs. prod), you may do that.

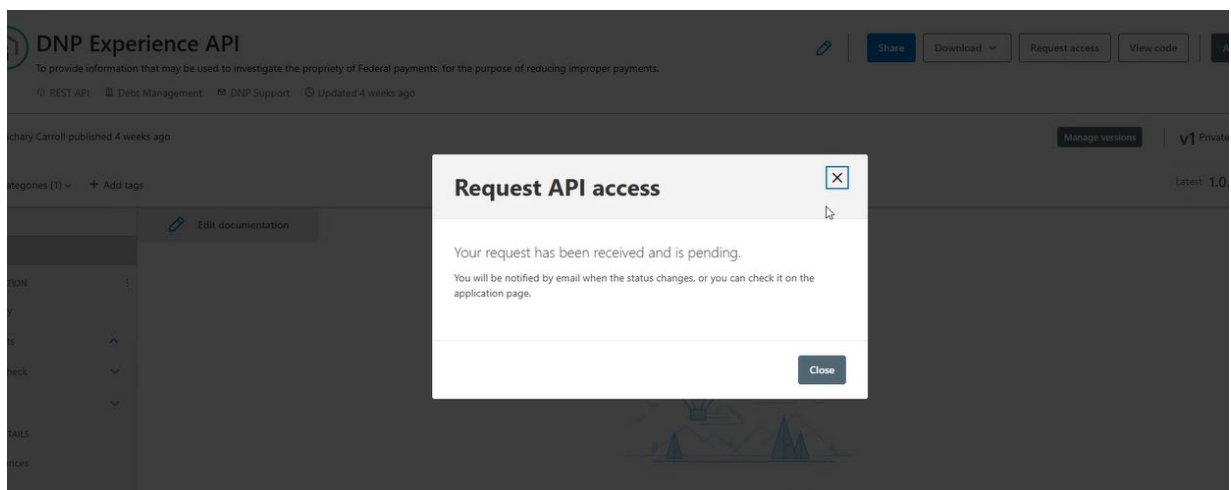
Please note, however, that this will result in your different application names having different Client IDs and Secrets across the environments because they are considered separate applications.



10. Select the "Platinum" SLA Tier and then click on "Request access".



11. You will receive confirmation that your request has been received.



APPENDIX C

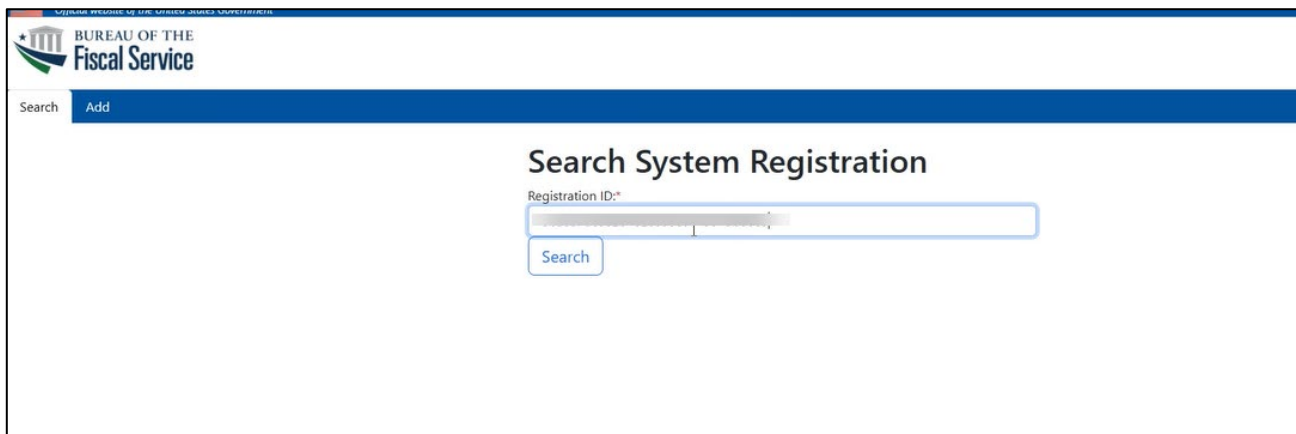
Certificate Request and Generation Instructions

Vault certificates expire every 180 days. If you are unable to leverage the programmatic renewal/rotation of your certificates (**see APPENDIX D for instructions on how to leverage programmatic certificate rotation**), please set regular reminders for your team to manually generate/retrieve your certificates using the following instructions or reach out to your Do Not Pay API Implementation Team to retrieve these on your behalf.

NOTE: PIV, PIV-I, or CAC card authentication is required to access the system used to generate and download the HashiCorp Vault certificates used to authenticate to the Do Not Pay Portal API service. If you do not have a PIV, PIV-I, or CAC card, your Do Not Pay API Implementation Team will be able to assist you with retrieving your certificate.

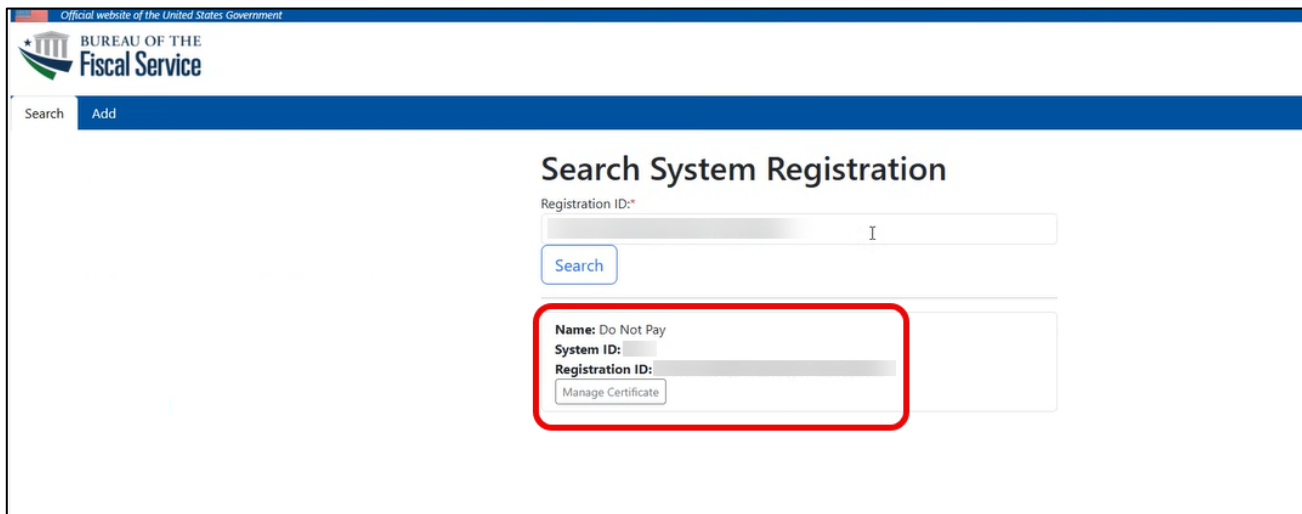
NOTE: You will need a non-prod certificate issued from the MuleSoft pre-prod environment as well as a production certificate issued from the MuleSoft production environment for the production connection to the DNP Experience API.

1. Navigate to the System Registration portal at the following URLs:
Pre-prod: <https://api-system-registration-preprod.fiscal.treasury.gov/system-registration-spa/search>
Prod: <https://api-system-registration.fiscal.treasury.gov/system-registration-spa/search>
2. Once you have authenticated for the first time at these sites, the Fiscal Service API Strategy Team will approve your access request. When you receive confirmation of your approval, please navigate to the appropriate URL and authenticate once again.
3. Search for your Client ID in the "Registration ID" text box:



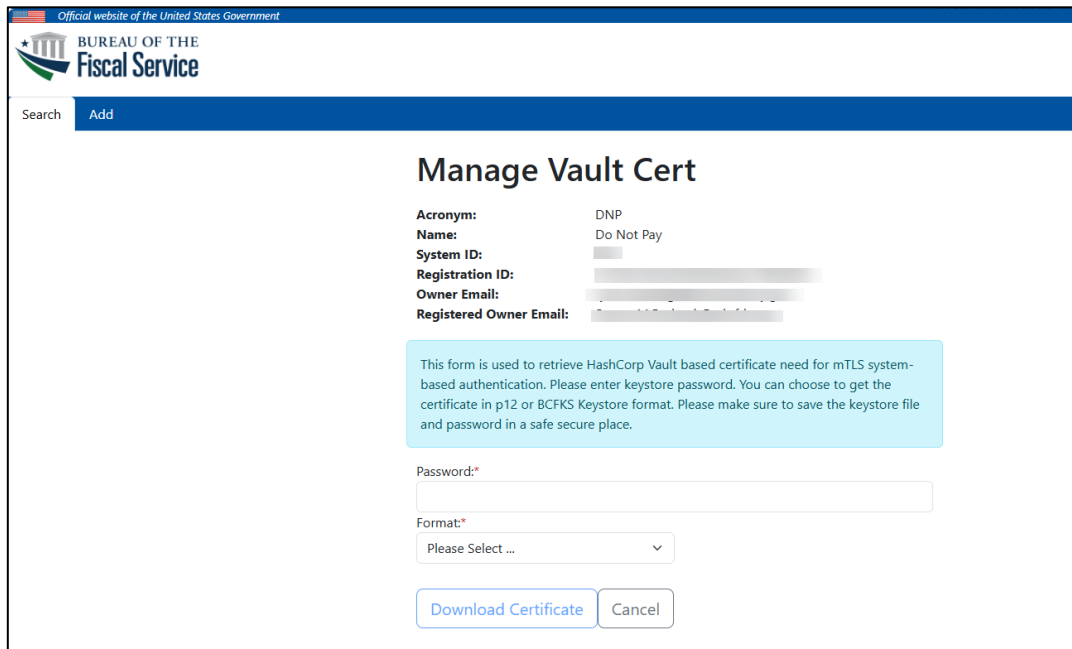
The screenshot shows the "BUREAU OF THE Fiscal Service" logo in the top left corner. Below the logo is a navigation bar with "Search" and "Add" buttons. The main content area is titled "Search System Registration" and features a text input field labeled "Registration ID:" with a search button below it.

- 4. If your application has been registered, you should be able to click on "Manage Certificate".



- 5. Complete the Vault Cert form by entering your password and selecting PKCS12 as the certificate format and click on "Download Certificate."

NOTE: Please make note of your password, as there is no way to retrieve or reset it. If you lose your password, your certificate will have to be revoked and you will need to generate a new one.



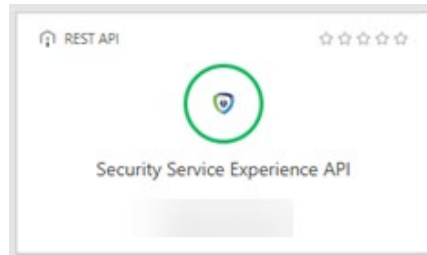
APPENDIX D

Rotating Certificates Programmatically

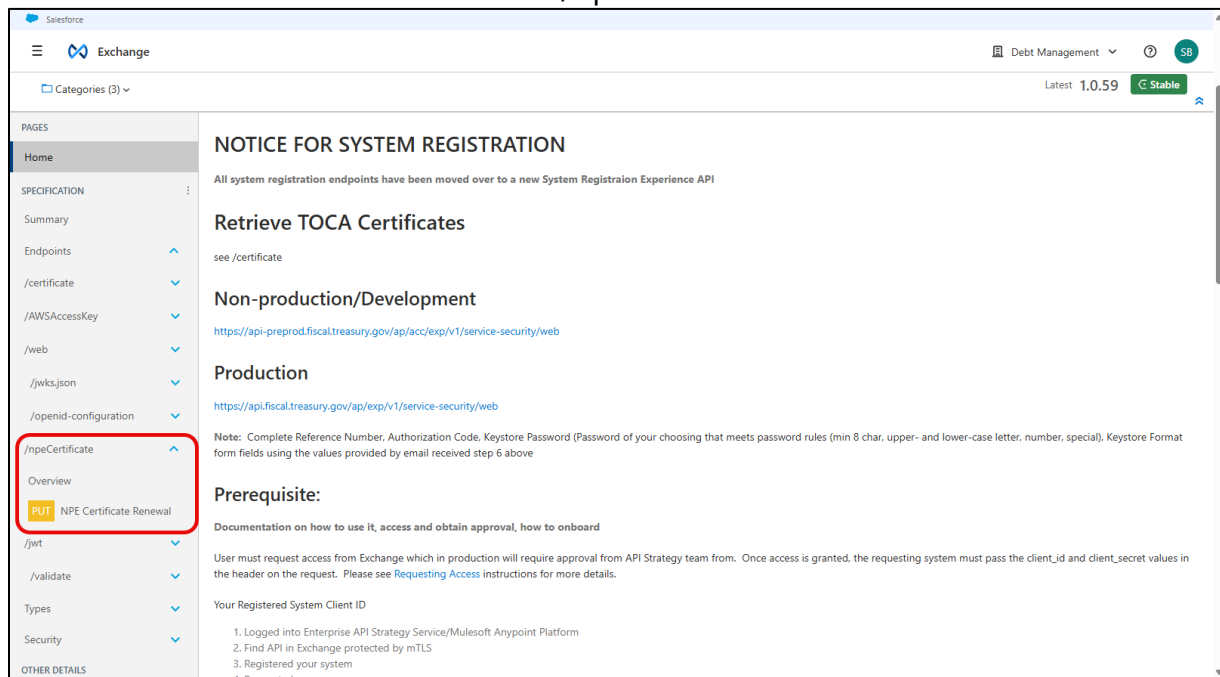
Important note: Certificates will expire every 180 days.

To find information on rotating certificates programmatically:

1. Go to the following URL: <https://gov.anypoint.mulesoft.com/accounts/login/fs>
2. Log in to MuleSoft using your PIV/CAC card.
3. Under “All Bureau of the Fiscal Service assets” search for and locate the “Security Service Experience API” to find more information on rotating certificates programmatically.



4. The first time you access this Experience API, you will need to request access, as you did with the DNP Experience API. Access to the Security Service Experience API is approved automatically.
5. Once you have access to the service, navigate to the list of pages on the left side of the screen and select the overview of the /npeCertificate Renewal.



- Here you will find the endpoints and specifications you will need to use in order to leverage the programmatic rotation of your vault certificates.

NPE Certificate Renewal

PUT `https://api-preprod.fiscal.treasury.gov/aps/{environment}/exp/v1/service-security/npeCertificate`

Mixes in hasStandardErrors.

Renew an NPE certificate by revoking your current certificate and getting a new p12 certificate or bundled keystore

Code examples Show ▾

Security Show ▾

URI parameters Hide ▲

environment

String Required Enum

Default value: dev

Enum values: • dev

- An example of the body of the PUT call is provided in the specification:

Body Hide ▲

Media type: application/json

npeCertificate-request-type

Example

```

<> Copy Table view
{
  "keystorePassword": "Password#01",
  "format": "PKCS12",
  "commonName": "commonName",
  "alternateNames": "test1@fiscal.treasury.gov,test2@fiscal.treasury.gov",
  "exclude_cn_from_sans": false
}
```

- The "commonName" in the body should always be the client ID that was issued to your application.
- Once you have generated a new vault certificate (either manually or programmatically using this service), your expiring certificate will be revoked within 3 hours.** Please set up/save your new certificate as soon as possible once you have generated it to avoid service disruption due to an unauthorized/revoked certificate.

APPENDIX E

List of Acronyms

ABA	American Banking Association
ARL	Automatic Revocation of Exemption List
AVS	Account Verification Service
BOP	Bureau of Prisons
CAGE	Commercial and Government Entity
CAIVRS	Credit Alert System
CCR	Central Contractor Registration
CMS	Centers for Medicare and Medicaid Services
DBA	Database Administrator
DBCK	Debt Check
DMF-Full	Death Master File-Full
DOJ	Department of Justice
DDM	Disbursing and Debt Management
EFT	Electronic Funds Transfer
EIN	Employer Identification Number
EPLS	Excluded Parties List System
FSC	Federal Supply Class
Form 990-N.....	Form 990-N (e-Postcard)
GSA	General Services Administration
HHS	Health and Human Services
HREF.....	H ypertext REF erence
HTTP	Hypertext Transfer Protocol
HTTPS	Hypertext Transfer Protocol Secure
HUD	Housing and Urban Development
JSON API	JavaScript Object Notation Application Program Interface
LEIE	List of Excluded Individuals and Entities

NAICS	North American Industry Classification System
NCAGE	NATO Commercial and Government Entity
OIG	Office of the Inspector General
OFAC	Office of Foreign Assets Control
PC	Personal Computer
PUB 78	Publication 78
REST	REpresentational State Transfer
SAM	System for Award Management
SBA	Small Business Administration
SDN	Specially Designated Nationals
SOAP	Simple Object Access Protocol
SSL	Secure Socket Layer
SSN	Social Security Number
TIN	Tax Identification Number
TOP	Treasury Offset Program
UEI	Unique Entity Identifier
URI	Uniform Resource Identifier
URL	Uniform Resource Locator
USDA	United States Department of Agriculture
VA	Veterans Affairs