

# Monthly Treasury Statement

## Receipts and Outlays of the United States Government

For Fiscal Year 2022 Through November 30, 2021, and Other Periods





## Highlight

The scheduled Monthly Treasury Statement release dates for 2022 are listed on the back of this publication.

## Contents

Summary.....	Page 5
Receipts.....	Page 10
Outlays.....	Page 11
Means of Financing.....	Page 25
Receipts/Outlays by Month.....	Page 35
Federal Trust Funds/ Securities.....	Page 37
Receipts by Source/Outlays by Function.....	Page 38
Explanatory Notes.....	Page 39

## Introduction

*The Monthly Treasury Statement of Receipts and Outlays of the United States Government (MTS)* is prepared by the Bureau of the Fiscal Service, Department of the Treasury and, after approval by the Fiscal Assistant Secretary of the Treasury, is normally released on the 8th workday of the month following the reporting month. The publication is based on data provided by Federal entities, disbursing officers, and Federal Reserve banks.

### AUDIENCE

The *MTS* is published to meet the needs of those responsible for or interested in the cash position of the Treasury, those who are responsible or interested in the Government's budget results; and individuals and businesses whose operations depend upon or are related to the Government's financial operations.

### DISCLOSURE STATEMENT

This statement summarizes the financial activities of the Federal Government and off-budget Federal entities conducted in accordance with the Budget of the U.S. Government, i.e., receipts and outlays of funds, the surplus or deficit, and the means of financing the deficit or disposing of the surplus. Information is presented on a modified cash basis; receipts are accounted for on the basis of collections; refunds of receipts are treated as deductions from gross receipts; revolving and management fund receipts, reimbursements and refunds of monies previously expended are treated as deductions from gross outlays; and interest on the public debt (public issues) is recognized on the accrual basis. Major information sources include accounting data reported by Federal entities, disbursing officers, and Federal Reserve banks.

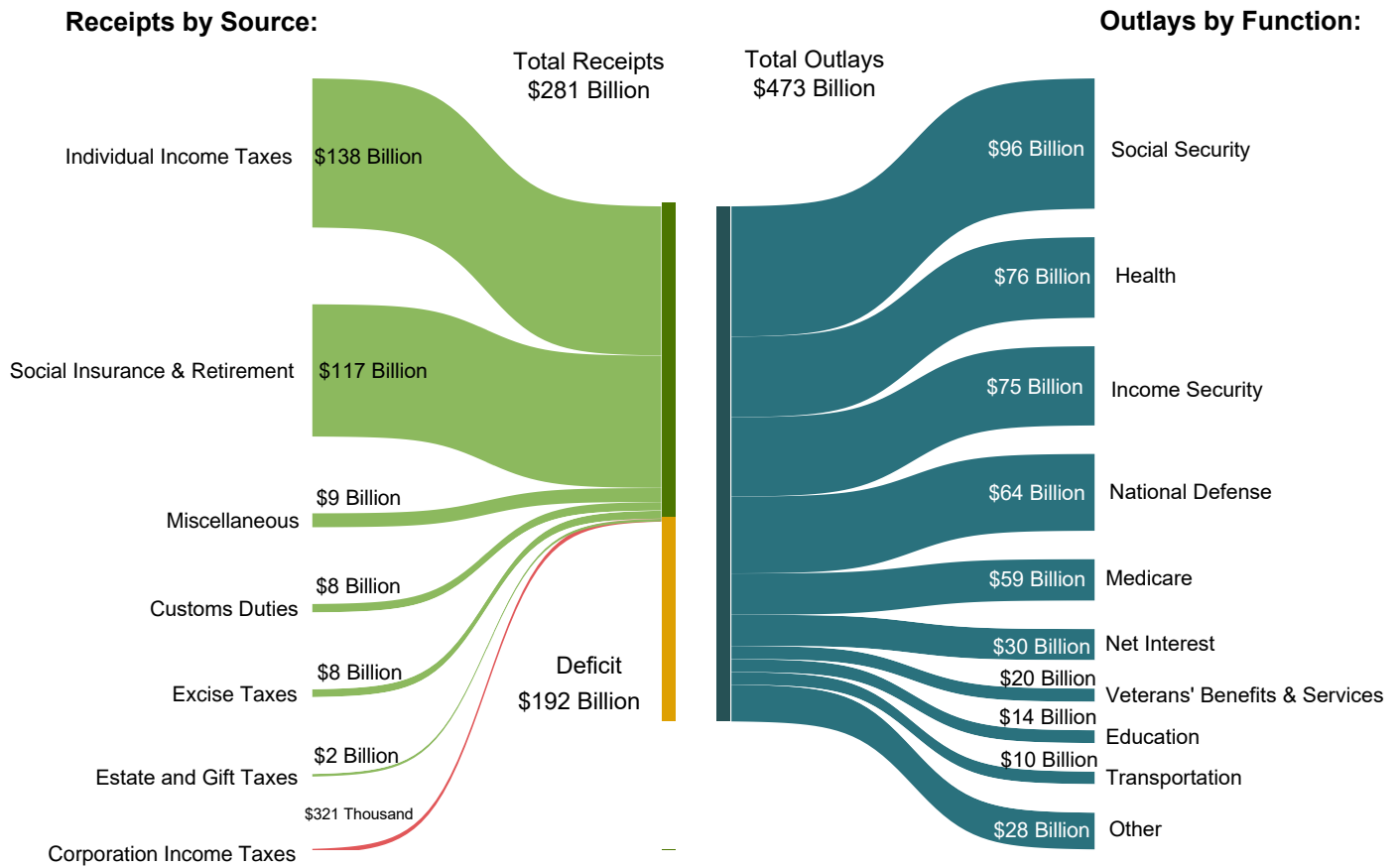
### TRIAD OF PUBLICATIONS

The *MTS* is part of a triad of Treasury financial reports. The *Daily Treasury Statement* is published each working day of the Federal Government. It provides data on the cash and debt operations of the Treasury based upon reporting of the Treasury account balances by Federal Reserve banks. The *MTS* is a report of Government receipts and outlays, based on agency reporting. The *Combined Statement of Receipts, Outlays, and Balances of the United States Government* is the official publication of the detailed receipts and outlays of the Government. It is published annually in accordance with legislative mandates given to the Secretary of the Treasury.

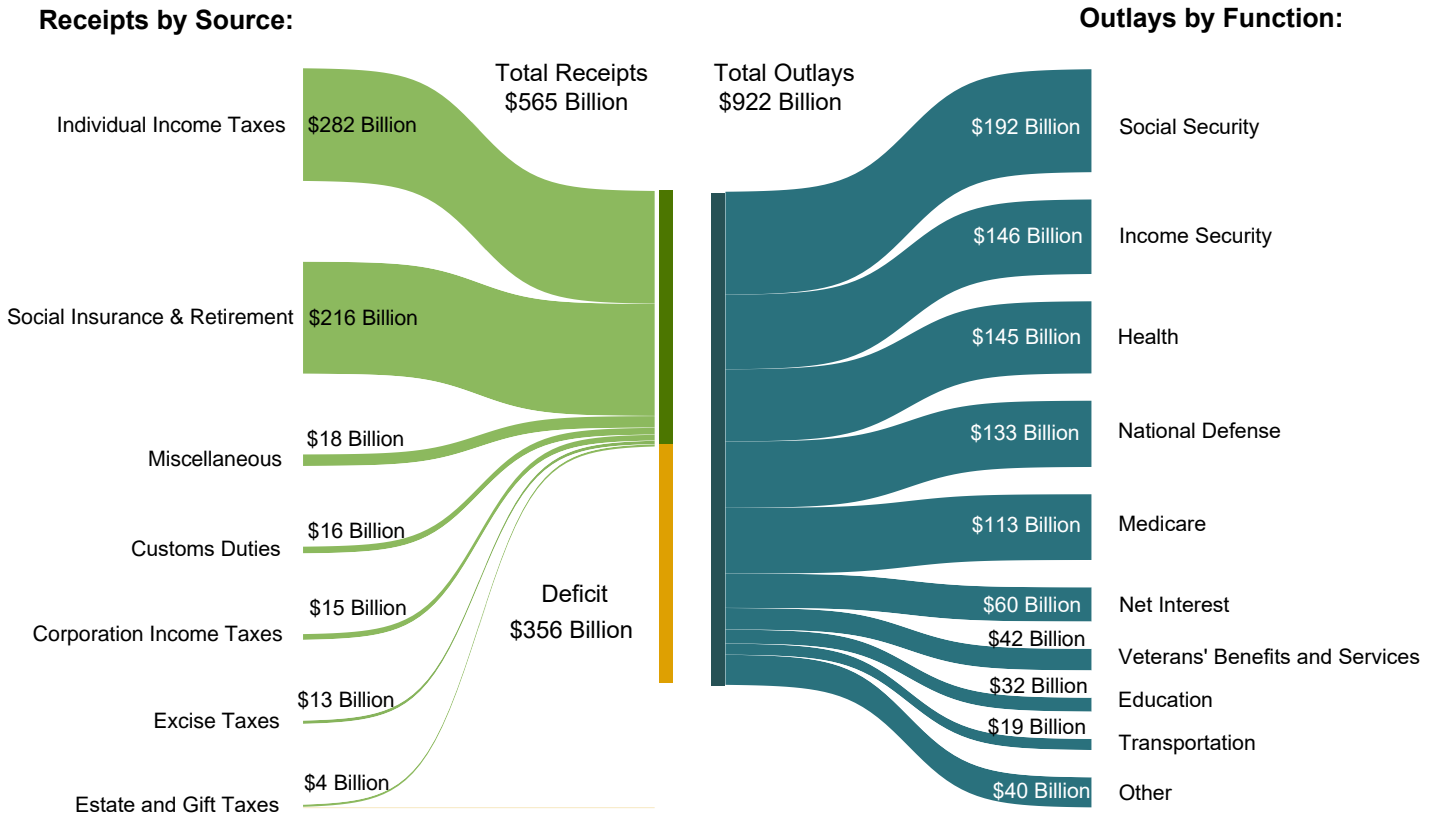
### DATA SOURCES AND INFORMATION

The Explanatory Notes section of this publication provides information concerning the flow of data into the *MTS* and sources of information relevant to the *MTS*.

**Figure 1. Receipts, Outlays, and Surplus/Deficit for November 2021**



**Figure 2. Cumulative Receipts, Outlays, and Surplus/Deficit through Fiscal Year 2022**



**Table 1. Summary of Receipts, Outlays, and the Deficit/Surplus of the U.S. Government, Fiscal Years 2021 and 2022, by Month**

[\$ millions]			
Period	Receipts	Outlays	Deficit/Surplus (-)
<b>FY 2021</b>			
October	237,697	521,768	284,071
November	219,553	364,819	145,266
December	346,119	489,682	143,562
January	384,651	547,483	162,832
February	248,314	559,236	310,922
March	267,614	927,217	659,603
April	439,186	664,766	225,579
May	463,745	595,698	131,953
June	449,199	623,359	174,161
July	262,000	564,050	302,050
August	268,378	439,013	170,635
September	459,523	521,138	61,615
<b>Year-to-Date</b>	<b>4,045,979</b>	<b>6,818,229</b>	<b>2,772,250</b>
<b>FY 2022</b>			
October	283,927	448,983	165,055
November	281,208	472,543	191,335
<b>Year-to-Date</b>	<b>565,135</b>	<b>921,526</b>	<b>356,390</b>

Note: Details may not add to totals due to rounding.

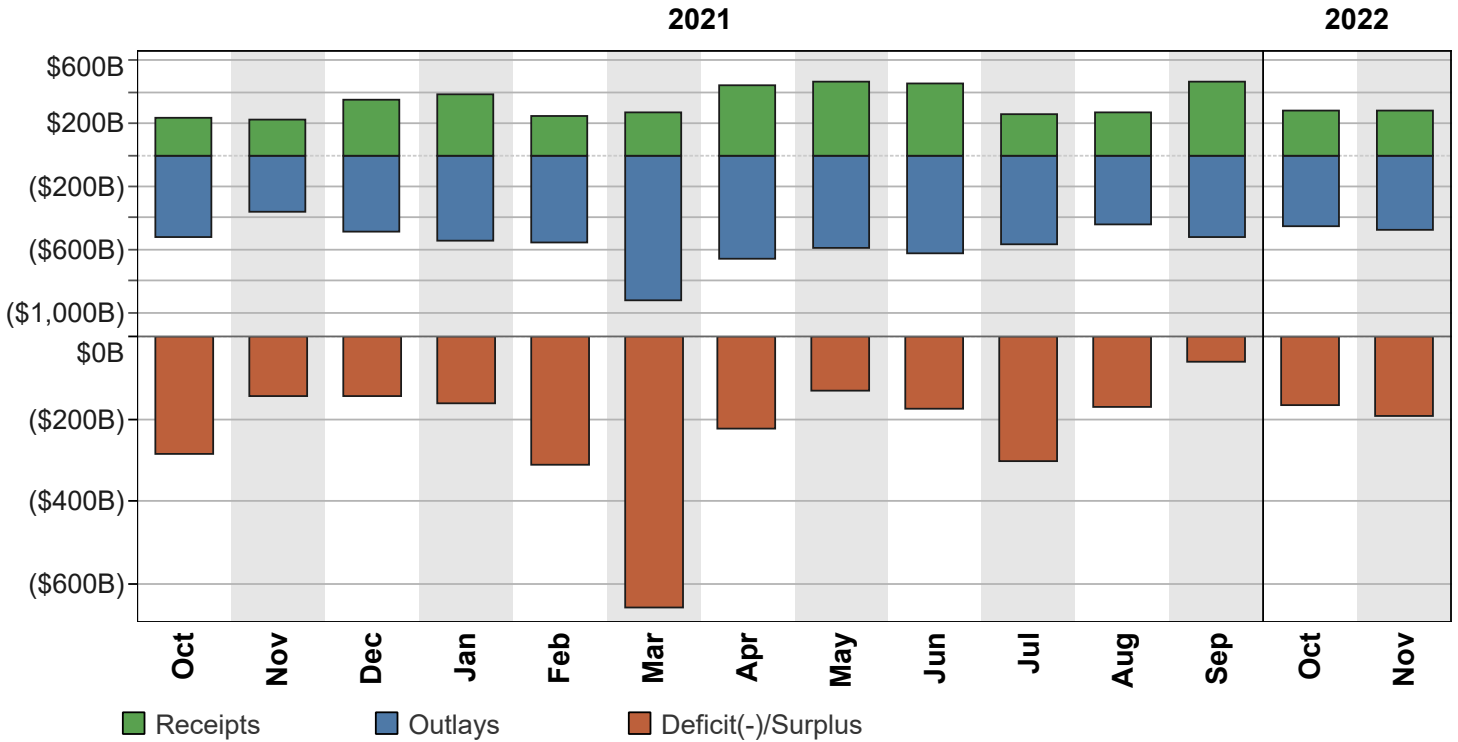
**Table 2. Summary of Budget and Off-Budget Results and Financing of the U.S. Government, November 2021 and Other Periods**

[\$ millions]					
Classification	This Month	Current Fiscal Year to Date	Budget Estimates Full Fiscal Year <sup>1</sup>	Comparable Prior Period Year to Date (2021)	Budget Estimates Next Fiscal Year (2023) <sup>1</sup>
<b>Total On-Budget and Off-Budget Results:</b>					
Total Receipts	281,208	565,135	4,174,197	457,250	4,641,026
On-Budget Receipts	204,153	416,788	3,141,598	312,508	3,569,434
Off-Budget Receipts	77,055	148,347	1,032,599	144,742	1,071,592
Total Outlays	472,543	921,526	6,011,148	886,587	6,012,960
On-Budget Outlays	379,420	744,732	4,930,558	713,982	4,870,518
Off-Budget Outlays	93,123	176,794	1,080,590	172,605	1,142,442
Total Surplus (+) or Deficit (-)	-191,335	-356,390	-1,836,951	-429,337	-1,371,934
On-Budget Surplus (+) or Deficit (-)	-175,267	-327,944	-1,788,960	-401,474	-1,301,084
Off-Budget Surplus (+) or Deficit (-)	-16,068	-28,447	-47,991	-27,863	-70,850
Total On-Budget and Off-Budget Financing	191,335	356,390	1,836,951	429,337	1,371,934
<b>Means of Financing:</b>					
Borrowing from the Public	7,512	364,114	2,098,073	329,866	1,418,298
Reduction of Operating Cash, Increase (-)	64,870	2,007	.....	158,693	.....
By Other Means	118,953	-9,730	-261,122	-59,221	-46,364

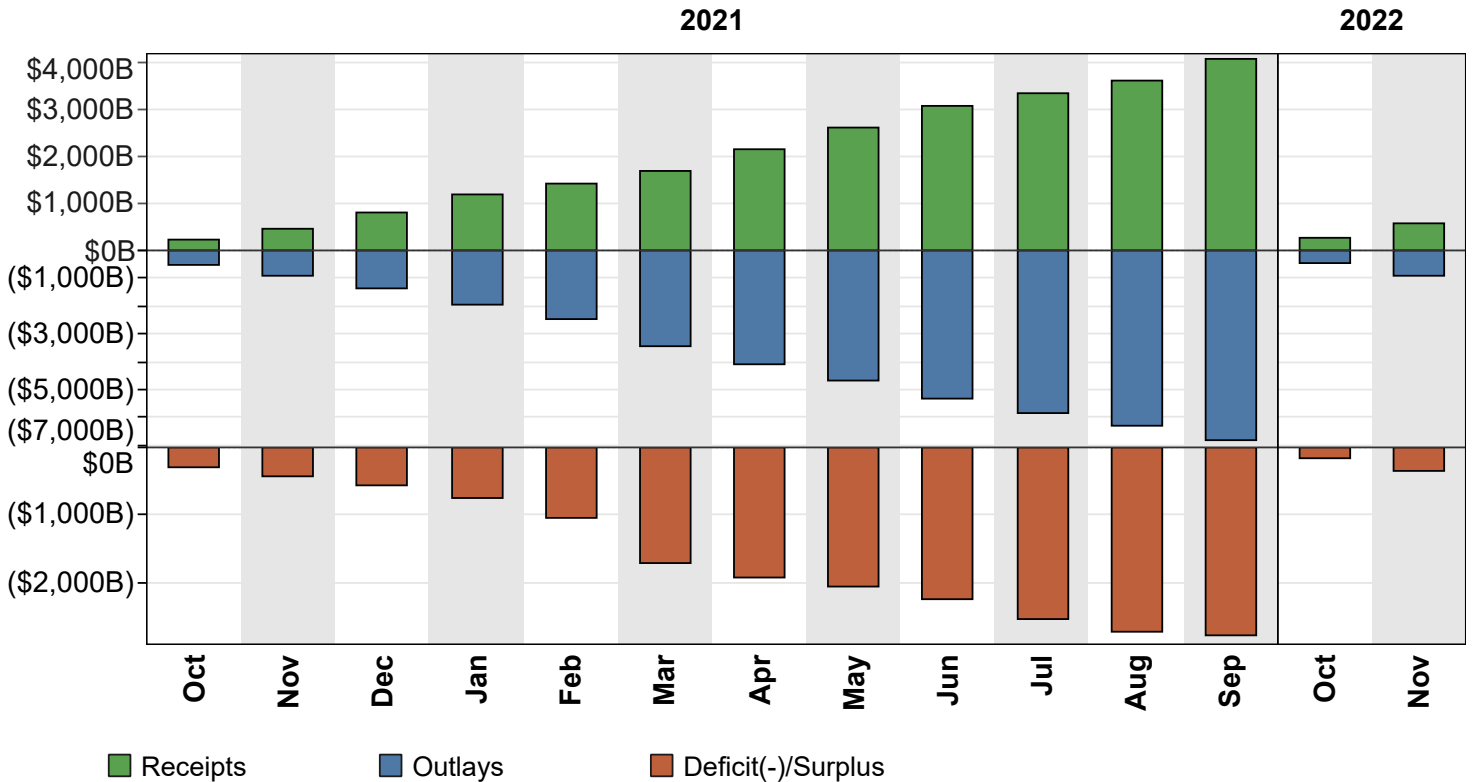
<sup>1</sup> These estimates are based on the FY 2022 Budget, released by the Office of Management and Budget on May 28, 2021.

Note: Details may not add to totals due to rounding.  
... No Transactions

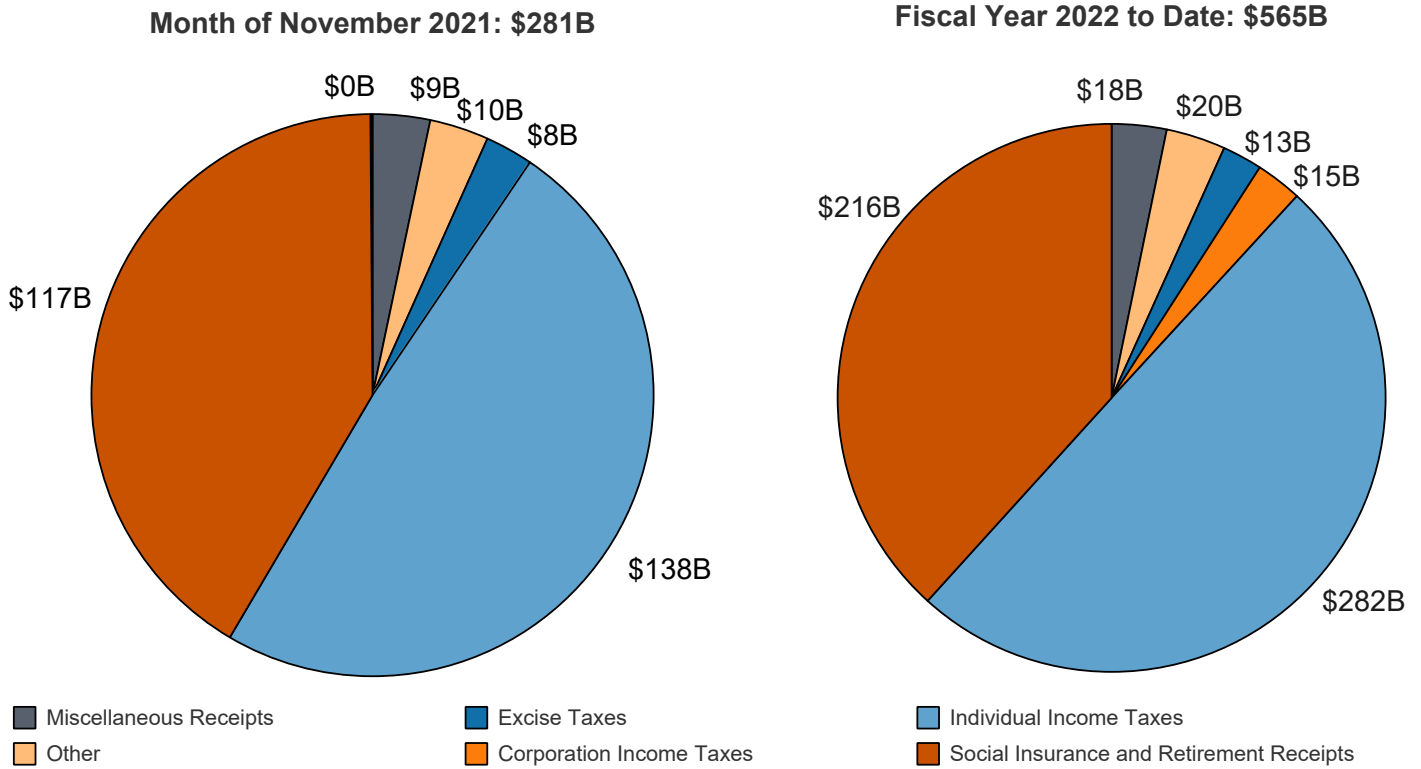
**Figure 3. Monthly Receipts, Outlays, and Budget Deficit/Surplus of the U.S. Government, Fiscal Years 2021 and 2022**



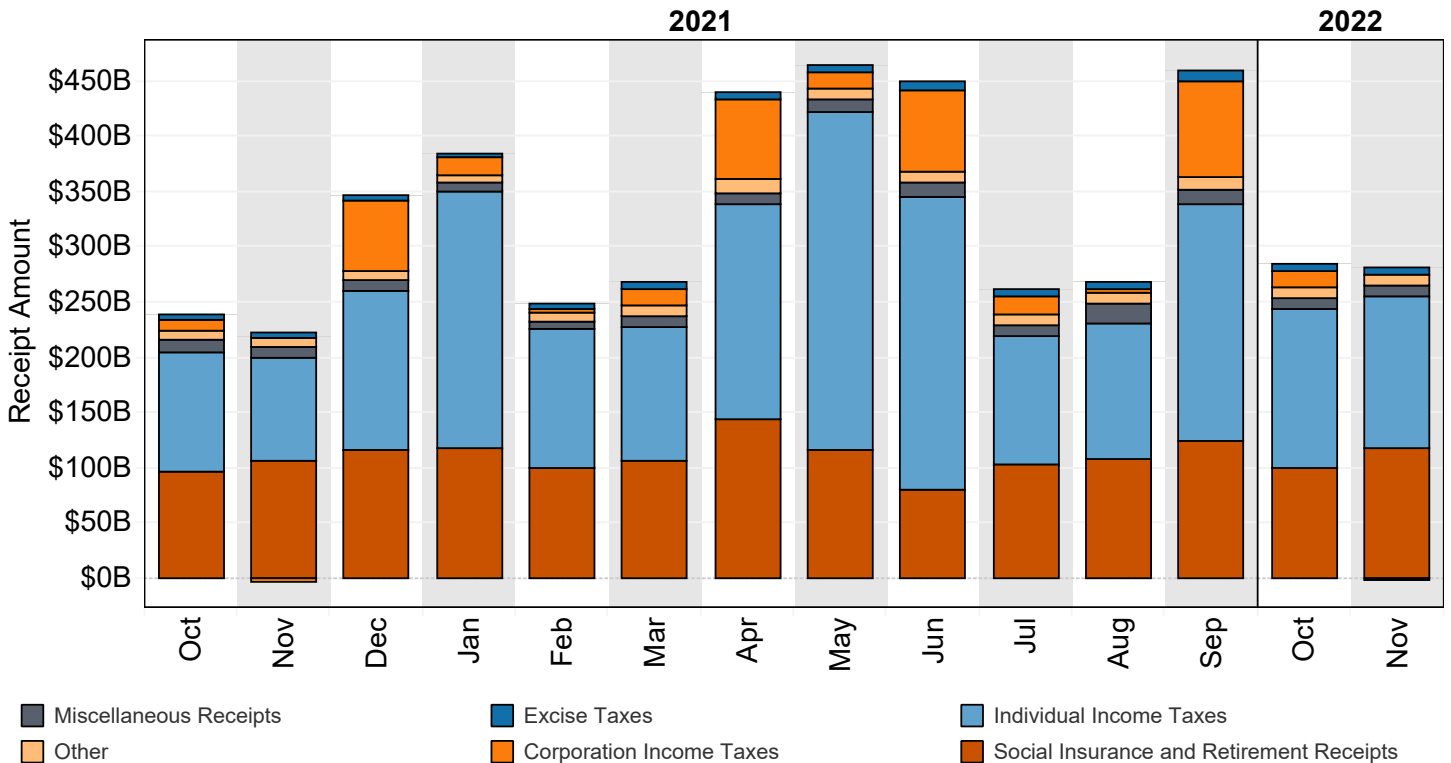
**Figure 4. Monthly Receipts, Outlays, and Budget Deficit/Surplus of the U.S. Government, Cumulative, Fiscal Years 2021 and 2022**



**Figure 5. Receipts of the U.S. Government, by Source, Fiscal Year 2022**

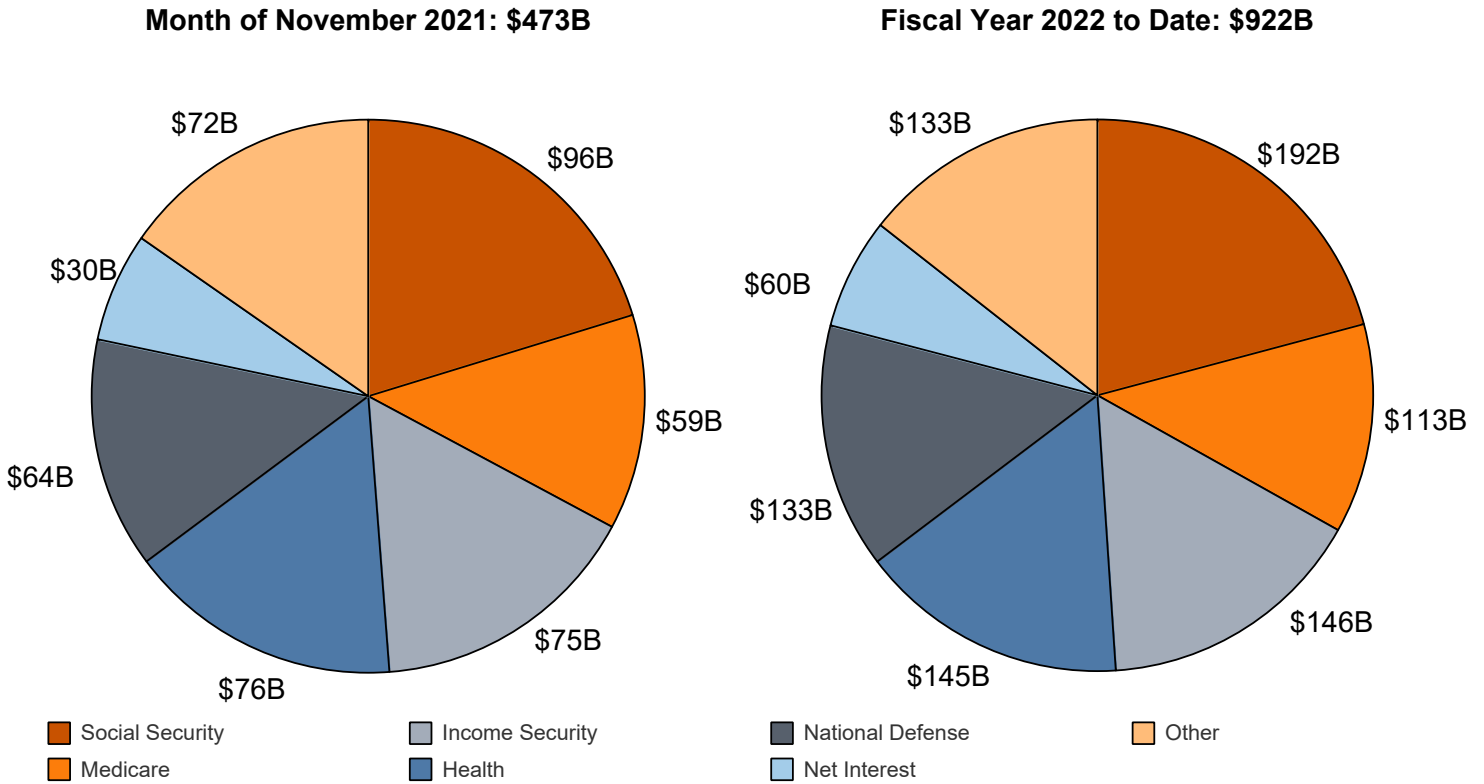


**Figure 6. Monthly Receipts of the U.S. Government, by Source, Fiscal Years 2021 and 2022**



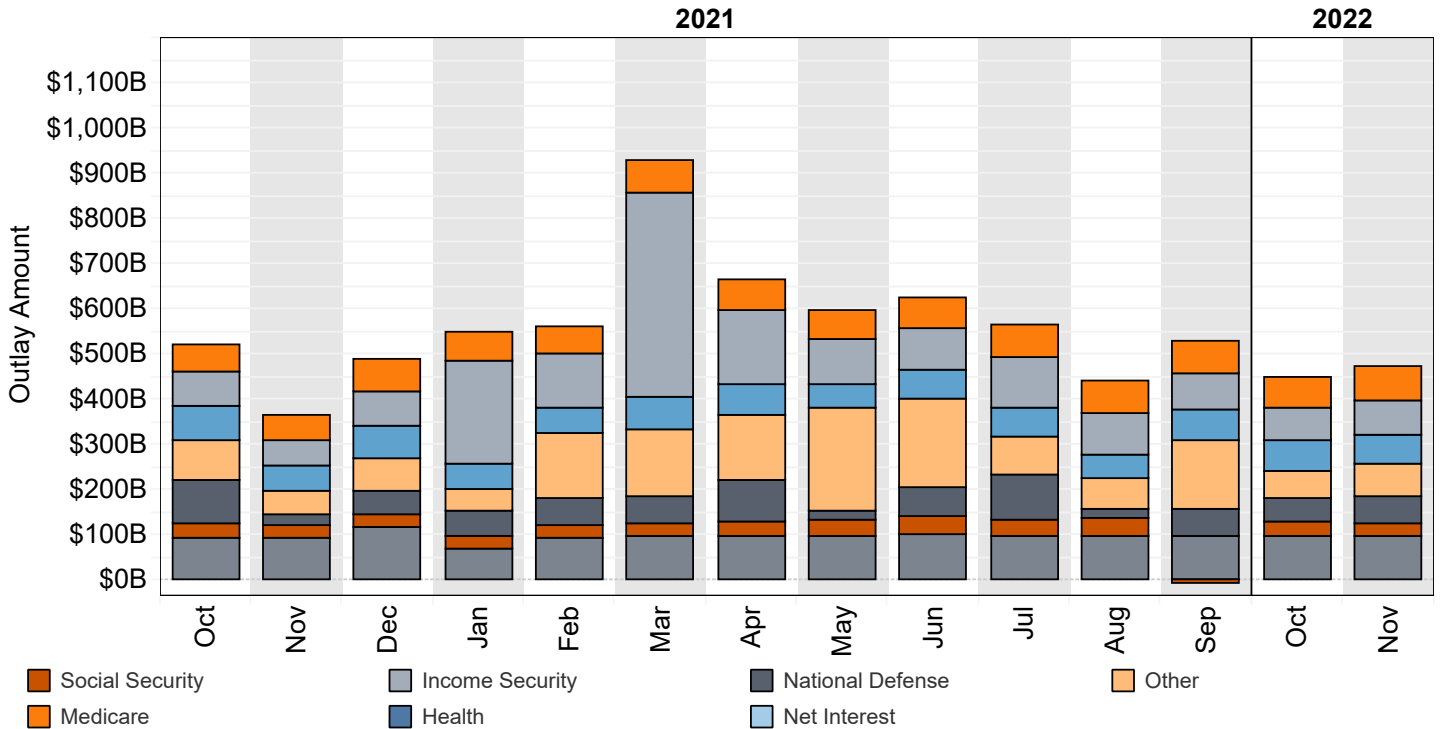
"Other" Includes: Customs Duties and Estate and Gift Taxes  
 \*Disclaimer: Other category is subject to change due to negative balances held.  
 Note: Details may not add to totals due to rounding

**Figure 7. Outlays of the U.S. Government, by Source, Fiscal Year 2022**



\*Disclaimer: Other category is subject to change due to negative balances held.

**Figure 8. Monthly Outlays of the U.S. Government, by Source, Fiscal Years 2021 and 2022**



"Other" Includes: Administration of Justice, Agriculture, Community and Regional Development, Education, Training, Employment, and Social Services, Energy, General Government, General Science, Space, and Technology, International Affairs, Natural Resources and Environment, Transportation, Undistributed Offsetting Receipts, Veterans' Benefits and Services.

Note: Details may not add to totals due to rounding



**Table 3. Summary of Receipts and Outlays of the U.S. Government, November 2021 and Other Periods**

[\$ millions]				
Classification	This Month	Current Fiscal Year to Date	Comparable Prior Period Year to Date	Budget Estimates Full Fiscal Year <sup>1</sup>
<b>Budget Receipts</b>				
Individual Income Taxes	138,186	282,094	202,523	2,038,575
Corporation Income Taxes	-321	15,385	5,960	370,985
Social Insurance and Retirement Receipts:				
Employment and General Retirement (Off-Budget)	77,055	148,347	144,742	1,032,599
Employment and General Retirement (On-Budget)	27,508	52,804	50,158	363,818
Unemployment Insurance	11,555	13,987	5,701	59,451
Other Retirement	563	1,134	988	6,145
Excise Taxes	7,775	13,360	10,349	84,277
Estate and Gift Taxes	1,804	4,262	3,987	20,781
Customs Duties	7,816	15,586	12,121	57,383
Miscellaneous Receipts	9,267	18,175	20,721	140,183
<b>Total Receipts</b>	<b>281,208</b>	<b>565,135</b>	<b>457,250</b>	<b>4,174,197</b>
<b>(On-Budget)</b>	<b>204,153</b>	<b>416,788</b>	<b>312,508</b>	<b>3,141,598</b>
<b>(Off-Budget)</b>	<b>77,055</b>	<b>148,347</b>	<b>144,742</b>	<b>1,032,599</b>
<b>Budget Outlays</b>				
Legislative Branch	548	1,056	973	6,130
Judicial Branch	738	1,553	1,494	9,250
Department of Agriculture	23,629	49,496	51,097	230,131
Department of Commerce	1,978	2,778	2,682	26,415
Department of Defense--Military Programs	60,817	126,299	128,059	729,445
Department of Education	11,543	26,212	14,785	202,398
Department of Energy	2,251	5,685	5,693	50,910
Department of Health and Human Services	134,200	254,706	233,758	1,662,192
Department of Homeland Security	8,079	14,418	20,762	76,122
Department of Housing and Urban Development	4,386	9,074	7,841	64,950
Department of the Interior	1,242	2,517	2,114	21,079
Department of Justice	3,546	6,306	5,888	41,583
Department of Labor	5,481	7,574	49,681	109,039
Department of State	4,044	6,229	5,915	33,575
Department of Transportation	8,275	15,920	15,718	132,207
Department of the Treasury:				
Interest on Treasury Debt Securities (Gross)	36,029	54,968	52,819	480,403
Other	30,701	65,131	26,876	454,701
Department of Veterans Affairs	20,207	42,140	38,771	290,032
Corps of Engineers	812	1,461	1,464	10,770
Other Defense Civil Programs	5,037	11,932	12,150	72,009
Environmental Protection Agency	758	1,544	1,499	22,219
Executive Office of the President	35	83	77	544
General Services Administration	-53	-119	-179	2,249
International Assistance Programs	3,177	5,265	3,861	24,267
National Aeronautics and Space Administration	2,332	4,097	3,811	24,332
National Science Foundation	575	1,218	1,165	10,461
Office of Personnel Management	9,127	18,491	17,631	111,838
Small Business Administration	5,277	7,609	3,146	9,545
Social Security Administration	100,432	201,487	195,074	1,268,754
Independent Agencies	1,281	7,619	7,703	42,921
Allowances	.....	.....	.....	59,061
Undistributed Offsetting Receipts:				
Interest	-4,122	5,836	8,320	-124,570
Other	-9,819	-37,062	-34,062	-143,814
<b>Total Outlays</b>	<b>472,543</b>	<b>921,526</b>	<b>886,587</b>	<b>6,011,148</b>
<b>(On-Budget)</b>	<b>379,420</b>	<b>744,732</b>	<b>713,982</b>	<b>4,930,558</b>
<b>(Off-Budget)</b>	<b>93,123</b>	<b>176,794</b>	<b>172,605</b>	<b>1,080,590</b>
<b>Surplus (+) or Deficit (-)</b>	<b>-191,335</b>	<b>-356,390</b>	<b>-429,337</b>	<b>-1,836,951</b>
<b>(On-Budget)</b>	<b>-175,267</b>	<b>-327,944</b>	<b>-401,474</b>	<b>-1,788,960</b>
<b>(Off-Budget)</b>	<b>-16,068</b>	<b>-28,447</b>	<b>-27,863</b>	<b>-47,991</b>

<sup>1</sup> These estimates are based on the FY 2022 Budget, released by the Office of Management and Budget on May 28, 2021.

Note: Details may not add to totals due to rounding.  
... No Transactions

**Table 4. Receipts of the U.S. Government, November 2021 and Other Periods**

Classification	This Month			Current Fiscal Year to Date			Prior Fiscal Year to Date		
	Gross Receipts	Refunds (Deduct)	Receipts	Gross Receipts	Refunds (Deduct)	Receipts	Gross Receipts	Refunds (Deduct)	Receipts
<b>Individual Income Taxes</b>									
Withheld	140,109			258,006			179,298		
Presidential Election Campaign Fund	(**)			1			2		
Other	12,373			48,544			42,905		
<b>Total -- Individual Income Taxes</b>	<b>152,483</b>	<b>14,296</b>	<b>138,186</b>	<b>306,551</b>	<b>24,457</b>	<b>282,094</b>	<b>222,204</b>	<b>19,681</b>	<b>202,523</b>
<b>Corporation Income Taxes</b>	<b>4,950</b>	<b>5,271</b>	<b>-321</b>	<b>25,670</b>	<b>10,285</b>	<b>15,385</b>	<b>20,061</b>	<b>14,101</b>	<b>5,960</b>
<b>Social Insurance and Retirement Receipts:</b>									
Employment and General Retirement:									
Federal Old-Age and Survivors Insurance Trust Fund:									
Federal Insurance Contributions Act Taxes	65,718	.....	65,718	126,357	.....	126,357	123,289	.....	123,289
Self-Employment Contributions Act Taxes	151	.....	151	455	.....	455	442	.....	442
<b>Total -- Federal Old-Age and Survivors Insurance Trust Fund</b>	<b>65,869</b>	<b>.....</b>	<b>65,869</b>	<b>126,812</b>	<b>.....</b>	<b>126,812</b>	<b>123,731</b>	<b>.....</b>	<b>123,731</b>
Federal Disability Insurance Trust Fund:									
Federal Insurance Contributions Act Taxes	11,160	.....	11,160	21,457	.....	21,457	20,936	.....	20,936
Self-Employment Contributions Act Taxes	26	.....	26	78	.....	78	75	.....	75
<b>Total -- Federal Disability Insurance Trust Fund</b>	<b>11,186</b>	<b>.....</b>	<b>11,186</b>	<b>21,535</b>	<b>.....</b>	<b>21,535</b>	<b>21,011</b>	<b>.....</b>	<b>21,011</b>
Federal Hospital Insurance Trust Fund:									
Federal Insurance Contributions Act Taxes	26,997	.....	26,997	51,735	.....	51,735	49,294	.....	49,294
Self-Employment Contributions Act Taxes	68	.....	68	204	.....	204	194	.....	194
<b>Total -- Federal Hospital Insurance Trust Fund</b>	<b>27,065</b>	<b>.....</b>	<b>27,065</b>	<b>51,939</b>	<b>.....</b>	<b>51,939</b>	<b>49,488</b>	<b>.....</b>	<b>49,488</b>
Railroad Retirement:									
Rail Pension and Supplemental Annuity	229	(**)	229	436	(**)	437	343	(**)	343
Social Security Equivalent Account	214	(**)	214	428	(**)	428	327	(**)	327
<b>Total -- Employment and General Retirement</b>	<b>104,563</b>	<b>(**)</b>	<b>104,563</b>	<b>201,151</b>	<b>(**)</b>	<b>201,151</b>	<b>194,900</b>	<b>(**)</b>	<b>194,900</b>
Unemployment Insurance:									
Deposits by States	11,008	.....	11,008	13,191	.....	13,191	5,139	.....	5,139
Federal Unemployment Taxes	540	8	533	757	8	750	568	15	553
Railroad Unemployment Taxes	14	.....	14	46	.....	46	9	.....	9
<b>Total -- Unemployment Insurance</b>	<b>11,562</b>	<b>8</b>	<b>11,555</b>	<b>13,995</b>	<b>8</b>	<b>13,987</b>	<b>5,716</b>	<b>15</b>	<b>5,701</b>
Other Retirement:									
Federal Employees' Retirement--Employee Share	561	.....	561	1,130	.....	1,130	983	.....	983
Non-Federal Employees Retirement	2	.....	2	4	.....	4	4	.....	4
<b>Total -- Other Retirement</b>	<b>563</b>	<b>.....</b>	<b>563</b>	<b>1,134</b>	<b>.....</b>	<b>1,134</b>	<b>988</b>	<b>.....</b>	<b>988</b>
<b>Total -- Social Insurance and Retirement Receipts</b>	<b>116,688</b>	<b>8</b>	<b>116,681</b>	<b>216,280</b>	<b>8</b>	<b>216,272</b>	<b>201,604</b>	<b>15</b>	<b>201,589</b>
<b>Excise Taxes:</b>									
Miscellaneous Excise Taxes	1,997	246	1,751	6,444	339	6,105	5,576	327	5,248
Airport and Airway Trust Fund	1,645	.....	1,645	1,968	.....	1,968	18	.....	18
Highway Trust Fund	4,373	29	4,344	5,290	44	5,246	5,087	44	5,043
Black Lung Disability Trust Fund	35	.....	35	42	.....	42	40	.....	40
<b>Total -- Excise Taxes</b>	<b>8,050</b>	<b>275</b>	<b>7,775</b>	<b>13,743</b>	<b>383</b>	<b>13,360</b>	<b>10,720</b>	<b>371</b>	<b>10,349</b>
<b>Estate and Gift Taxes</b>	<b>1,864</b>	<b>60</b>	<b>1,804</b>	<b>4,397</b>	<b>135</b>	<b>4,262</b>	<b>4,124</b>	<b>137</b>	<b>3,987</b>
<b>Customs Duties</b>	<b>8,434</b>	<b>618</b>	<b>7,816</b>	<b>16,814</b>	<b>1,228</b>	<b>15,586</b>	<b>13,636</b>	<b>1,515</b>	<b>12,121</b>
<b>Miscellaneous Receipts:</b>									
Deposit of Earnings, Federal Reserve System	7,945	.....	7,945	14,796	.....	14,796	14,877	.....	14,877
Universal Service Fund	744	.....	744	1,451	.....	1,451	1,374	.....	1,374
All Other	579	1	578	1,930	2	1,928	4,471	1	4,470
<b>Total -- Miscellaneous Receipts</b>	<b>9,269</b>	<b>1</b>	<b>9,267</b>	<b>18,177</b>	<b>2</b>	<b>18,175</b>	<b>20,722</b>	<b>1</b>	<b>20,721</b>
<b>Total -- Receipts</b>	<b>301,738</b>	<b>20,530</b>	<b>281,208</b>	<b>601,633</b>	<b>36,498</b>	<b>565,135</b>	<b>493,072</b>	<b>35,822</b>	<b>457,250</b>
<b>Total -- On-Budget</b>	<b>224,683</b>	<b>20,530</b>	<b>204,153</b>	<b>453,286</b>	<b>36,498</b>	<b>416,788</b>	<b>348,330</b>	<b>35,822</b>	<b>312,508</b>
<b>Total -- Off-Budget</b>	<b>77,055</b>	<b>.....</b>	<b>77,055</b>	<b>148,347</b>	<b>.....</b>	<b>148,347</b>	<b>144,742</b>	<b>.....</b>	<b>144,742</b>

Note: Details may not add to totals due to rounding.

(\*\*) Less than absolute value of \$500,000

... No Transactions

**Table 5. Outlays of the U.S. Government, November 2021 and Other Periods**

[\$ millions]

Classification	This Month			Current Fiscal Year to Date			Prior Fiscal Year to Date		
	Gross Outlays	Applicable Receipts	Outlays	Gross Outlays	Applicable Receipts	Outlays	Gross Outlays	Applicable Receipts	Outlays
<b>Legislative Branch:</b>									
Senate	84	(**)	84	186	(**)	186	176	(**)	176
House of Representatives	143	(**)	143	270	1	270	249	(**)	249
Joint Items	2	.....	2	4	.....	4	4	.....	4
Capitol Police	55	.....	55	93	.....	93	88	.....	88
Congressional Budget Office	6	.....	6	11	.....	11	11	.....	11
Architect of the Capitol	72	(**)	72	125	(**)	125	145	(**)	145
Library of Congress	82	1	81	138	2	137	133	1	132
Government Publishing Office	23	.....	23	84	.....	84	33	.....	33
Government Accountability Office	73	.....	73	129	.....	129	113	.....	113
United States Tax Court	4	.....	4	9	.....	9	10	.....	10
Other Legislative Branch Agencies	6	.....	6	12	.....	12	14	.....	14
Proprietary Receipts from the Public	.....	1	-1	.....	2	-2	.....	2	-2
Intrabudgetary Transactions	(**)	.....	(**)	-1	.....	-1	-1	.....	-1
<b>Total--Legislative Branch</b>	<b>550</b>	<b>2</b>	<b>548</b>	<b>1,060</b>	<b>4</b>	<b>1,056</b>	<b>976</b>	<b>3</b>	<b>973</b>
<b>Judicial Branch:</b>									
Supreme Court of the United States	10	.....	10	22	.....	22	21	.....	21
Courts of Appeals, District Courts, and Other Judicial Services	644	.....	644	1,454	.....	1,454	1,434	.....	1,434
Other	87	.....	87	125	.....	125	127	.....	127
Proprietary Receipts from the Public	.....	26	-26	.....	38	-38	.....	167	-167
Intrabudgetary Transactions	23	.....	23	-11	.....	-11	79	.....	79
<b>Total--Judicial Branch</b>	<b>764</b>	<b>26</b>	<b>738</b>	<b>1,591</b>	<b>38</b>	<b>1,553</b>	<b>1,661</b>	<b>167</b>	<b>1,494</b>
<b>Department of Agriculture:</b>									
Agricultural Research Service	160	.....	160	284	.....	284	260	.....	260
National Institute of Food and Agriculture:									
Research and Education Activities	64	.....	64	132	.....	132	112	.....	112
Extension Activities	45	.....	45	81	.....	81	77	.....	77
Other	12	.....	12	23	.....	23	17	.....	17
Animal and Plant Health Inspection Service	138	.....	138	249	.....	249	237	.....	237
Food Safety and Inspection Service	112	.....	112	192	.....	192	191	.....	191
Agricultural Marketing Service	232	.....	232	379	.....	379	407	.....	407
Risk Management Agency:									
Administrative and Operating Expenses	8	.....	8	13	.....	13	11	.....	11
Federal Crop Insurance Corporation Fund	-1,339	-795	-544	361	-1,462	1,823	4,228	2,726	1,502
Farm Service Agency:									
Salaries and Expenses	80	.....	80	183	.....	183	193	.....	193
USDA Supplemental Assistance	.....	.....	.....	(**)	.....	(**)	(**)	.....	(**)
Agricultural Disaster Relief Fund	(**)	.....	(**)	(**)	.....	(**)	(**)	.....	(**)
Commodity Credit Corporation	2,351	247	2,104	6,693	403	6,290	10,873	752	10,121
Tobacco Trust Fund	(**)	.....	(**)	(**)	.....	(**)	.....	.....	.....
Agricultural Credit Insurance Fund	54	2	52	56	3	54	68	4	64
Other	6	.....	6	13	.....	13	15	.....	15
<b>Total--Farm Service Agency</b>	<b>2,491</b>	<b>248</b>	<b>2,242</b>	<b>6,945</b>	<b>406</b>	<b>6,539</b>	<b>11,148</b>	<b>756</b>	<b>10,392</b>
Natural Resources Conservation Service:									
Conservation Operations	66	.....	66	146	.....	146	163	.....	163
Farm Security and Rural Investment Programs	485	.....	485	699	.....	699	895	.....	895
Other	24	.....	24	43	.....	43	82	.....	82
Rural Development	77	.....	77	51	.....	51	30	.....	30
Rural Housing Service:									
Rural Housing Insurance Fund	7	23	-16	84	60	25	96	86	10
Rental Assistance Program	106	.....	106	218	.....	218	278	.....	278
Other	17	.....	17	32	.....	32	32	.....	32
Rural Utilities Service:									
Rural Electrification and Telecommunications Fund	9	6	3	15	2	12	14	4	10
Other	58	4	54	137	8	129	115	8	108
Foreign Agricultural Service	345	.....	345	519	.....	519	470	.....	470
Food and Nutrition Service:									
Supplemental Nutrition Assistance Program	14,528	.....	14,528	27,909	.....	27,909	18,098	.....	18,098
Child Nutrition Programs	3,614	.....	3,614	6,664	.....	6,664	3,416	.....	3,416
Special Supplemental Nutrition Program for Women, Infants, and Children (WIC)	419	.....	419	864	.....	864	824	.....	824
Other	123	.....	123	252	.....	252	231	.....	231
<b>Total--Food and Nutrition Service</b>	<b>18,683</b>	<b>.....</b>	<b>18,683</b>	<b>35,689</b>	<b>.....</b>	<b>35,689</b>	<b>22,569</b>	<b>.....</b>	<b>22,569</b>

**Table 5. Outlays of the U.S. Government, November 2021 and Other Periods - Continued**

[\$ millions]

Classification	This Month			Current Fiscal Year to Date			Prior Fiscal Year to Date		
	Gross Outlays	Applicable Receipts	Outlays	Gross Outlays	Applicable Receipts	Outlays	Gross Outlays	Applicable Receipts	Outlays
<b>Department of Agriculture: - Continued</b>									
Forest Service:									
National Forest System	198	.....	198	338	.....	338	326	.....	326
Capital Improvement and Maintenance	19	.....	19	36	.....	36	68	.....	68
Wildland Fire Management	440	.....	440	971	.....	971	1,189	.....	1,189
Forest Service Permanent Appropriations	15	.....	15	26	.....	26	30	.....	30
Other	157	.....	157	269	.....	269	170	.....	170
<b>Total--Forest Service</b>	<b>829</b>	<b>.....</b>	<b>829</b>	<b>1,640</b>	<b>.....</b>	<b>1,640</b>	<b>1,783</b>	<b>.....</b>	<b>1,783</b>
Other	682	2	680	930	30	900	12,460	7	12,453
Proprietary Receipts from the Public	(**)	93	-93	(**)	252	-252	(**)	246	-246
Intrabudgetary Transactions	-99	.....	-99	-71	.....	-71	-745	.....	-745
<b>Total--Department of Agriculture</b>	<b>23,210</b>	<b>-419</b>	<b>23,629</b>	<b>48,792</b>	<b>-704</b>	<b>49,496</b>	<b>54,930</b>	<b>3,833</b>	<b>51,097</b>
<b>Department of Commerce:</b>									
Economic Development Administration	71	.....	71	140	.....	140	112	.....	112
Bureau of the Census	180	.....	180	332	.....	332	1,091	.....	1,091
International Trade Administration	41	.....	41	76	.....	76	77	.....	77
National Oceanic and Atmospheric Administration	516	(**)	516	968	3	964	938	2	936
National Institute of Standards and Technology	125	.....	125	211	.....	211	194	.....	194
National Telecommunications and Information Administration	919	(**)	919	934	(**)	934	27	(**)	27
Other	122	3	120	123	8	115	249	13	236
Proprietary Receipts from the Public	.....	-6	6	.....	-6	6	.....	-10	10
Intrabudgetary Transactions	(**)	.....	(**)	1	.....	1	(**)	.....	(**)
Offsetting Governmental Receipts	.....	(**)	(**)	.....	(**)	(**)	.....	(**)	(**)
<b>Total--Department of Commerce</b>	<b>1,975</b>	<b>-3</b>	<b>1,978</b>	<b>2,784</b>	<b>6</b>	<b>2,778</b>	<b>2,687</b>	<b>5</b>	<b>2,682</b>
<b>Department of Defense--Military Programs:</b>									
Military Personnel:									
Department of the Army	4,842	.....	4,842	12,705	.....	12,705	13,489	.....	13,489
Department of the Navy	4,241	.....	4,241	11,576	.....	11,576	11,222	.....	11,222
Department of the Air Force	3,604	.....	3,604	8,523	.....	8,523	8,531	.....	8,531
Defense Agencies	.....	.....	.....	10,569	.....	10,569	9,845	.....	9,845
<b>Total--Military Personnel</b>	<b>12,687</b>	<b>.....</b>	<b>12,687</b>	<b>43,373</b>	<b>.....</b>	<b>43,373</b>	<b>43,087</b>	<b>.....</b>	<b>43,087</b>
Operation and Maintenance:									
Department of the Army	4,998	.....	4,998	9,887	.....	9,887	12,328	.....	12,328
Department of the Navy	4,887	.....	4,887	10,462	.....	10,462	11,179	.....	11,179
Department of the Air Force	4,963	.....	4,963	9,931	.....	9,931	9,726	.....	9,726
Defense Agencies	7,155	.....	7,155	13,166	.....	13,166	12,713	.....	12,713
<b>Total--Operation and Maintenance</b>	<b>22,003</b>	<b>.....</b>	<b>22,003</b>	<b>43,445</b>	<b>.....</b>	<b>43,445</b>	<b>45,947</b>	<b>.....</b>	<b>45,947</b>
International Reconstruction and Other Assistance:									
Department of the Army	.....	.....	.....	.....	.....	.....	(**)	.....	(**)
Procurement:									
Department of the Army	2,084	.....	2,084	3,679	.....	3,679	3,973	.....	3,973
Department of the Navy	5,143	.....	5,143	9,153	.....	9,153	8,952	.....	8,952
Department of the Air Force	7,678	.....	7,678	10,222	.....	10,222	4,720	.....	4,720
Defense Agencies	611	.....	611	1,142	.....	1,142	2,006	.....	2,006
<b>Total--Procurement</b>	<b>15,516</b>	<b>.....</b>	<b>15,516</b>	<b>24,195</b>	<b>.....</b>	<b>24,195</b>	<b>19,651</b>	<b>.....</b>	<b>19,651</b>
Research, Development, Test, and Evaluation:									
Department of the Army	1,303	.....	1,303	492	.....	492	1,524	.....	1,524
Department of the Navy	1,807	.....	1,807	3,036	.....	3,036	2,881	.....	2,881
Department of the Air Force	3,448	.....	3,448	6,684	.....	6,684	7,999	.....	7,999
Defense Agencies	2,002	.....	2,002	3,680	.....	3,680	3,798	.....	3,798
<b>Total--Research, Development, Test, and Evaluation</b>	<b>8,561</b>	<b>.....</b>	<b>8,561</b>	<b>13,892</b>	<b>.....</b>	<b>13,892</b>	<b>16,202</b>	<b>.....</b>	<b>16,202</b>
Military Construction:									
Department of the Army	208	.....	208	545	.....	545	454	.....	454
Department of the Navy	272	.....	272	489	.....	489	369	.....	369
Department of the Air Force	149	.....	149	274	.....	274	391	.....	391
Defense Agencies	166	.....	166	316	.....	316	558	.....	558
<b>Total--Military Construction</b>	<b>795</b>	<b>.....</b>	<b>795</b>	<b>1,624</b>	<b>.....</b>	<b>1,624</b>	<b>1,772</b>	<b>.....</b>	<b>1,772</b>
Family Housing:									
Department of the Army	46	.....	46	76	.....	76	70	.....	70
Department of the Navy	33	.....	33	71	.....	71	44	.....	44
Department of the Air Force	19	.....	19	42	.....	42	54	.....	54
Defense Agencies	9	.....	9	17	.....	17	15	.....	15
Revolving and Management Funds:									

**Table 5. Outlays of the U.S. Government, November 2021 and Other Periods - Continued**

[\$ millions]

Classification	This Month			Current Fiscal Year to Date			Prior Fiscal Year to Date		
	Gross Outlays	Applicable Receipts	Outlays	Gross Outlays	Applicable Receipts	Outlays	Gross Outlays	Applicable Receipts	Outlays
<b>Department of Defense--Military Programs: - Continued</b>									
Department of the Navy	(**)	.....	(**)	10	.....	10	19	.....	19
Defense Agencies:									
Working Capital Fund	1,001	.....	1,001	-518	.....	-518	1,231	.....	1,231
Other	-3	.....	-3	51	.....	51	-8	.....	-8
Allowances	.....	.....	.....	.....	.....	.....	(**)	.....	(**)
Trust Funds:									
Department of the Army	-7	.....	-7	-5	.....	-5	1	.....	1
Department of the Navy	3	.....	3	6	.....	6	4	.....	4
Department of the Air Force	(**)	.....	(**)	(**)	.....	(**)	(**)	.....	(**)
Defense Agencies	41	.....	41	79	.....	79	45	.....	45
Proprietary Receipts from the Public:									
Department of the Army	.....	-140	140	.....	-168	168	.....	-10	10
Department of the Navy	.....	16	-16	.....	20	-20	.....	-42	42
Department of the Air Force	.....	10	-10	.....	11	-11	.....	-12	12
Defense Agencies	.....	6	-6	.....	175	-175	.....	325	-325
Intrabudgetary Transactions:									
Department of the Army	-1	.....	-1	-1	.....	-1	-14	.....	-14
Department of the Navy	-8	.....	-8	-20	.....	-20	-5	.....	-5
Department of the Air Force	-13	.....	-13	8	.....	8	205	.....	205
Defense Agencies	27	.....	27	-9	.....	-9	1	.....	1
Offsetting Governmental Receipts:									
Department of the Army	.....	.....	.....	.....	.....	.....	.....	(**)	(**)
<b>Total--Department of Defense--Military Programs</b>	<b>60,708</b>	<b>-109</b>	<b>60,817</b>	<b>126,337</b>	<b>38</b>	<b>126,299</b>	<b>128,319</b>	<b>260</b>	<b>128,059</b>
<b>Department of Education:</b>									
Office of Elementary and Secondary Education:									
Accelerating Achievement and Ensuring Equity	1,109	.....	1,109	2,512	.....	2,512	2,056	.....	2,056
Impact Aid	3	.....	3	215	.....	215	272	.....	272
Education Improvement Programs	415	.....	415	865	.....	865	589	.....	589
Other	6,589	.....	6,589	13,696	.....	13,696	2,628	.....	2,628
<b>Total--Office of Elementary and Secondary Education</b>	<b>8,116</b>	<b>.....</b>	<b>8,116</b>	<b>17,288</b>	<b>.....</b>	<b>17,288</b>	<b>5,543</b>	<b>.....</b>	<b>5,543</b>
Office of Innovation and Improvement	60	.....	60	137	.....	137	126	.....	126
Office of English Language Acquisition	58	.....	58	154	.....	154	106	.....	106
Office of Special Education and Rehabilitative Services:									
Special Education	1,048	.....	1,048	1,929	.....	1,929	2,078	.....	2,078
Rehabilitation Services and Disability Research	248	.....	248	533	.....	533	506	.....	506
Special Institutions for Persons with Disabilities	21	.....	21	42	.....	42	31	.....	31
Office of Vocational and Adult Education	143	.....	143	300	.....	300	272	.....	272
Office of Postsecondary Education:									
Higher Education	189	.....	189	380	.....	380	375	.....	375
Other	43	1	43	44	1	43	50	1	49
<b>Total--Office of Postsecondary Education</b>	<b>232</b>	<b>1</b>	<b>232</b>	<b>423</b>	<b>1</b>	<b>423</b>	<b>425</b>	<b>1</b>	<b>424</b>
Office of Federal Student Aid:									
Student Financial Assistance	1,328	.....	1,328	3,770	.....	3,770	4,017	.....	4,017
Student Aid Administration	205	.....	205	319	.....	319	278	.....	278
Federal Direct Student Loans	.....	.....	.....	2,861	.....	2,861	2,605	.....	2,605
Federal Family Education Loans	-7	.....	-7	-13	.....	-13	-18	.....	-18
Other	(**)	(**)	(**)	15	1	14	9	(**)	9
<b>Total--Office of Federal Student Aid</b>	<b>1,526</b>	<b>(**)</b>	<b>1,526</b>	<b>6,952</b>	<b>1</b>	<b>6,952</b>	<b>6,892</b>	<b>(**)</b>	<b>6,892</b>
Institute of Education Sciences	54	.....	54	80	.....	80	88	.....	88
Departmental Management	64	.....	64	114	.....	114	95	.....	95
Other	13	.....	13	25	.....	25	124	.....	124
Proprietary Receipts from the Public	.....	-41	41	.....	1,760	-1,760	.....	1,504	-1,504
Intrabudgetary Transactions	-80	.....	-80	-6	.....	-6	3	.....	3
<b>Total--Department of Education</b>	<b>11,503</b>	<b>-40</b>	<b>11,543</b>	<b>27,973</b>	<b>1,761</b>	<b>26,212</b>	<b>16,290</b>	<b>1,505</b>	<b>14,785</b>
<b>Department of Energy:</b>									
National Nuclear Security Administration:									
Naval Reactors	121	.....	121	253	.....	253	213	.....	213
Weapons Activities	995	.....	995	2,244	.....	2,244	2,083	.....	2,083
Defense Nuclear Nonproliferation	167	.....	167	344	.....	344	275	.....	275
Other	31	.....	31	62	.....	62	60	.....	60
Environmental and Other Defense Activities:									
Defense Environmental Cleanup	468	.....	468	1,007	.....	1,007	957	.....	957

**Table 5. Outlays of the U.S. Government, November 2021 and Other Periods - Continued**

[\$ millions]

Classification	This Month			Current Fiscal Year to Date			Prior Fiscal Year to Date		
	Gross Outlays	Applicable Receipts	Outlays	Gross Outlays	Applicable Receipts	Outlays	Gross Outlays	Applicable Receipts	Outlays
<b>Department of Energy: - Continued</b>									
Other Defense Activities	59	.....	59	136	.....	136	138	.....	138
Defense Nuclear Waste Disposal	(**)	.....	(**)	(**)	.....	(**)	(**)	.....	(**)
Energy Programs:									
Science	546	.....	546	1,211	.....	1,211	1,230	.....	1,230
Energy Supply	165	.....	165	332	.....	332	329	.....	329
Energy Efficiency and Renewable Energy	180	.....	180	354	.....	354	344	.....	344
Fossil Energy Research and Development	59	.....	59	116	.....	116	101	.....	101
Uranium Enrichment Decontamination and Decommissioning Fund	114	.....	114	149	.....	149	128	.....	128
Advanced Technology Vehicles Manufacturing Loan Program	(**)	.....	(**)	1	.....	1	1	.....	1
Title 17 Innovative Technology Loan Guarantee Program	3	.....	3	6	.....	6	5	.....	5
Other	120	30	90	249	31	218	235	20	215
<b>Total--Energy Programs</b>	<b>1,188</b>	<b>30</b>	<b>1,158</b>	<b>2,417</b>	<b>31</b>	<b>2,386</b>	<b>2,373</b>	<b>20</b>	<b>2,353</b>
Power Marketing Administration	297	307	-10	777	625	152	607	651	-43
Departmental Administration	27	.....	27	65	.....	65	79	.....	79
Proprietary Receipts from the Public	.....	606	-606	.....	693	-693	.....	163	-163
Intrabudgetary Transactions	-158	.....	-158	-270	.....	-270	-259	.....	-259
<b>Total--Department of Energy</b>	<b>3,194</b>	<b>943</b>	<b>2,251</b>	<b>7,034</b>	<b>1,349</b>	<b>5,685</b>	<b>6,526</b>	<b>833</b>	<b>5,693</b>
<b>Department of Health and Human Services:</b>									
Food and Drug Administration	319	1	318	440	1	438	443	1	441
Health Resources and Services Administration	1,281	.....	1,281	2,535	.....	2,535	2,381	.....	2,381
Indian Health Service	1,965	.....	1,965	2,492	.....	2,492	2,570	.....	2,570
Centers for Disease Control and Prevention	977	.....	977	2,027	.....	2,027	1,443	.....	1,443
National Institutes of Health	3,557	.....	3,557	6,866	.....	6,866	6,386	.....	6,386
Substance Abuse and Mental Health Services Administration	520	.....	520	1,128	.....	1,128	937	.....	937
Agency for Healthcare Research and Quality	23	.....	23	49	.....	49	54	.....	54
Centers for Medicare and Medicaid Services:									
Grants to States for Medicaid	44,289	.....	44,289	87,662	.....	87,662	79,209	.....	79,209
Payments to Health Care Trust Funds	29,789	.....	29,789	62,365	.....	62,365	67,734	.....	67,734
Children's Health Insurance Fund	1,292	.....	1,292	2,451	.....	2,451	2,336	.....	2,336
State Grants and Demonstrations	30	.....	30	60	.....	60	39	.....	39
Federal Hospital Insurance Trust Fund:									
Benefit Payments	27,392	.....	27,392	52,374	.....	52,374	54,288	.....	54,288
Administrative Expenses	270	.....	270	564	.....	564	510	.....	510
<b>Total--Federal Hospital Insurance Trust Fund</b>	<b>27,662</b>	<b>.....</b>	<b>27,662</b>	<b>52,938</b>	<b>.....</b>	<b>52,938</b>	<b>54,799</b>	<b>.....</b>	<b>54,799</b>
Health Care Fraud and Abuse Control	185	.....	185	325	.....	325	250	.....	250
Federal Supplementary Medical Insurance Trust Fund:									
Benefit Payments	35,169	.....	35,169	68,260	.....	68,260	65,056	.....	65,056
Administrative Expenses	376	.....	376	697	.....	697	619	.....	619
Medicare Prescription Drugs:									
Benefit Payments	8,483	.....	8,483	15,093	.....	15,093	20,570	.....	20,570
<b>Total--Federal Supplementary Medical Insurance Trust Fund</b>	<b>44,028</b>	<b>.....</b>	<b>44,028</b>	<b>84,050</b>	<b>.....</b>	<b>84,050</b>	<b>86,246</b>	<b>.....</b>	<b>86,246</b>
Other	954	.....	954	3,556	.....	3,556	3,983	.....	3,983
<b>Total--Centers for Medicare and Medicaid Services</b>	<b>148,230</b>	<b>.....</b>	<b>148,230</b>	<b>293,407</b>	<b>.....</b>	<b>293,407</b>	<b>294,594</b>	<b>.....</b>	<b>294,594</b>
Administration for Children and Families:									
Temporary Assistance for Needy Families	1,272	.....	1,272	2,538	.....	2,538	2,822	.....	2,822
Contingency Fund	16	.....	16	27	.....	27	2	.....	2
Payments to States for Child Support Enforcement and Family Support Programs	273	.....	273	535	.....	535	447	.....	447
Low Income Home Energy Assistance	804	.....	804	1,287	.....	1,287	707	.....	707
Refugee and Entrant Assistance	659	.....	659	1,152	.....	1,152	314	.....	314
Child Care Entitlement to States	228	.....	228	440	.....	440	409	.....	409
Payments to States for the Child Care and Development Block Grant	1,637	.....	1,637	2,991	.....	2,991	1,123	.....	1,123
Social Services Block Grant	119	.....	119	185	.....	185	238	.....	238
Children and Families Services Programs	1,082	.....	1,082	2,191	.....	2,191	2,117	.....	2,117
Payments to States for Foster Care and Adoption Assistance	764	.....	764	1,523	.....	1,523	1,508	.....	1,508
Other	41	.....	41	98	.....	98	67	.....	67
<b>Total--Administration for Children and Families</b>	<b>6,895</b>	<b>.....</b>	<b>6,895</b>	<b>12,967</b>	<b>.....</b>	<b>12,967</b>	<b>9,754</b>	<b>.....</b>	<b>9,754</b>
Administration for Community Living	183	.....	183	373	.....	373	448	.....	448

**Table 5. Outlays of the U.S. Government, November 2021 and Other Periods - Continued**

[\$ millions]

Classification	This Month			Current Fiscal Year to Date			Prior Fiscal Year to Date		
	Gross Outlays	Applicable Receipts	Outlays	Gross Outlays	Applicable Receipts	Outlays	Gross Outlays	Applicable Receipts	Outlays
<b>Department of Health and Human Services: - Continued</b>									
Departmental Management	12,500	.....	12,500	18,706	.....	18,706	7,056	.....	7,056
Other	117	.....	117	195	.....	195	222	.....	222
Proprietary Receipts from the Public	.....	12,157	-12,157	.....	23,607	-23,607	.....	24,391	-24,391
Intrabudgetary Transactions:									
Payments for Health Insurance for the Aged:									
Federal Supplementary Medical Insurance Trust Fund	-29,788	.....	-29,788	-62,359	.....	-62,359	-67,731	.....	-67,731
Payments for Tax and Other Credits:									
Federal Hospital Insurance Trust Fund	-3	.....	-3	-9	.....	-9	-8	.....	-8
Other	-419	.....	-419	-503	.....	-503	-399	.....	-399
<b>Total--Department of Health and Human Services</b>	<b>146,357</b>	<b>12,157</b>	<b>134,200</b>	<b>278,315</b>	<b>23,609</b>	<b>254,706</b>	<b>258,150</b>	<b>24,392</b>	<b>233,758</b>
<b>Department of Homeland Security:</b>									
Departmental Management and Operations	206	.....	206	328	.....	328	317	.....	317
Citizenship and Immigration Services	424	.....	424	721	.....	721	753	.....	753
United States Secret Service	288	.....	288	448	.....	448	445	.....	445
Transportation Security Administration	819	.....	819	1,088	.....	1,088	914	.....	914
Immigration and Customs Enforcement	789	.....	789	1,500	.....	1,500	1,460	.....	1,460
U.S. Customs and Border Protection	1,779	1	1,777	3,055	3	3,051	3,014	2	3,012
United States Coast Guard	791	.....	791	1,678	.....	1,678	2,145	.....	2,145
National Protection and Programs Directorate	123	.....	123	273	.....	273	289	.....	289
Federal Emergency Management Agency:									
State and Local Programs									
Firefighter Assistance Grants	1	.....	1	3	.....	3	10	.....	10
Disaster Relief	3,492	.....	3,492	6,270	.....	6,270	12,345	.....	12,345
National Flood Insurance Fund	406	87	319	762	156	606	304	163	141
Other	135	.....	135	216	.....	216	246	.....	246
<b>Total--Federal Emergency Management Agency</b>	<b>4,035</b>	<b>87</b>	<b>3,947</b>	<b>7,251</b>	<b>156</b>	<b>7,096</b>	<b>12,906</b>	<b>163</b>	<b>12,743</b>
Science and Technology	55	.....	55	117	.....	117	112	.....	112
Domestic Nuclear Detection Office	29	.....	29	58	.....	58	60	.....	60
Other	43	.....	43	85	.....	85	88	.....	88
Proprietary Receipts from the Public	.....	91	-91	.....	200	-200	.....	380	-380
Intrabudgetary Transactions	27	.....	27	89	.....	89	51	.....	51
Offsetting Governmental Receipts	.....	1,148	-1,148	.....	1,914	-1,914	.....	1,247	-1,247
<b>Total--Department of Homeland Security</b>	<b>9,407</b>	<b>1,328</b>	<b>8,079</b>	<b>16,691</b>	<b>2,272</b>	<b>14,418</b>	<b>22,554</b>	<b>1,792</b>	<b>20,762</b>
<b>Department of Housing and Urban Development:</b>									
Public and Indian Housing Programs:									
Tenant Based Rental Assistance	1,965	.....	1,965	4,171	.....	4,171	4,196	.....	4,196
Housing Certificate Fund	(**)	.....	(**)	1	.....	1	12	.....	12
Public Housing Capital Fund	157	.....	157	400	.....	400	393	.....	393
Public Housing Operating Fund	557	.....	557	1,112	.....	1,112	881	.....	881
Revitalization of Severely Distressed Public Housing (Hope VI)	(**)	.....	(**)	(**)	.....	(**)	(**)	.....	(**)
Native American Housing Block Grant	53	.....	53	100	.....	100	99	.....	99
Other	15	.....	15	32	.....	32	22	.....	22
<b>Total--Public and Indian Housing Programs</b>	<b>2,748</b>	.....	<b>2,748</b>	<b>5,816</b>	.....	<b>5,816</b>	<b>5,603</b>	.....	<b>5,603</b>
Community Planning and Development:									
Housing Opportunities for Persons with AIDS	28	.....	28	44	.....	44	54	.....	54
Community Development Fund	528	.....	528	1,076	.....	1,076	935	.....	935
Home Investment Partnership Program	57	.....	57	135	.....	135	135	.....	135
Neighborhood Stabilization Program	1	.....	1	3	.....	3	2	.....	2
Homeless Assistance Grants	273	.....	273	578	.....	578	385	.....	385
Other	19	.....	19	34	.....	34	37	.....	37
<b>Total--Community Planning and Development</b>	<b>907</b>	.....	<b>907</b>	<b>1,870</b>	.....	<b>1,870</b>	<b>1,549</b>	.....	<b>1,549</b>
Housing Programs:									
Credit Accounts:									
FHA-Mutual Mortgage Insurance Fund, Program Account	12	.....	12	22	.....	22	17	.....	17
FHA-Mutual Mortgage Insurance Capital Reserve Account	-693	.....	-693	-1,361	.....	-1,361	-1,859	.....	-1,859
FHA-Mutual Mortgage and Cooperative Housing Insurance Fund, Liquidating Account	(**)	1	(**)	1	2	-1	(**)	-3	3
FHA-General and Special Risk Fund, Liquidating Account	4	18	-14	11	51	-40	11	43	-31
Housing for the Elderly or Handicapped Fund, Liquidating Account	(**)	9	-9	(**)	24	-23	(**)	24	-24
HUD Project-Based Rental Assistance	1,154	.....	1,154	2,292	.....	2,292	2,211	.....	2,211

**Table 5. Outlays of the U.S. Government, November 2021 and Other Periods - Continued**

[\$ millions]

Classification	This Month			Current Fiscal Year to Date			Prior Fiscal Year to Date		
	Gross Outlays	Applicable Receipts	Outlays	Gross Outlays	Applicable Receipts	Outlays	Gross Outlays	Applicable Receipts	Outlays
<b>Department of Housing and Urban Development: - Continued</b>									
Housing for the Elderly	67	.....	67	134	.....	134	125	.....	125
Housing for Persons with Disabilities	19	.....	19	37	.....	37	33	.....	33
Other Assisted Housing Programs	4	.....	4	9	.....	9	12	.....	12
Other	5	(**)	4	7	1	6	7	1	5
<b>Total--Housing Programs</b>	<b>571</b>	<b>27</b>	<b>544</b>	<b>1,152</b>	<b>78</b>	<b>1,074</b>	<b>557</b>	<b>66</b>	<b>492</b>
Government National Mortgage Association:									
Guarantees of Mortgage-Backed Securities	10	(**)	10	14	(**)	14	-10	(**)	-10
Management and Administration	210	.....	210	366	.....	366	337	.....	337
Other	16	.....	16	36	.....	36	29	.....	29
Proprietary Receipts from the Public:									
FHA-General and Special Risk Fund	.....	45	-45	.....	97	-97	.....	155	-155
Other	.....	1	-1	.....	2	-2	.....	2	-2
Intrabudgetary Transactions	(**)	.....	(**)	-1	.....	-1	(**)	.....	(**)
Offsetting Governmental Receipts	.....	1	-1	.....	3	-3	.....	3	-3
<b>Total--Department of Housing and Urban Development</b>	<b>4,461</b>	<b>75</b>	<b>4,386</b>	<b>9,254</b>	<b>180</b>	<b>9,074</b>	<b>8,066</b>	<b>225</b>	<b>7,841</b>
<b>Department of the Interior:</b>									
Land and Minerals Management:									
Bureau of Land Management:									
Management of Lands and Resources	121	.....	121	220	.....	220	173	.....	173
Other	27	3	25	51	10	42	37	10	27
Bureau of Ocean Energy Management	13	.....	13	24	.....	24	20	.....	20
Office of Surface Mining Reclamation and Enforcement	56	.....	56	95	.....	95	108	.....	108
<b>Total--Land and Minerals Management</b>	<b>217</b>	<b>3</b>	<b>215</b>	<b>391</b>	<b>10</b>	<b>382</b>	<b>338</b>	<b>10</b>	<b>328</b>
Water and Science:									
Bureau of Reclamation:									
Water and Related Resources	107	.....	107	202	.....	202	137	.....	137
Other	37	9	27	68	14	54	68	95	-27
Central Utah Project	2	.....	2	3	.....	3	5	.....	5
United States Geological Survey	140	.....	140	254	.....	254	213	.....	213
<b>Total--Water and Science</b>	<b>285</b>	<b>9</b>	<b>276</b>	<b>527</b>	<b>14</b>	<b>513</b>	<b>423</b>	<b>95</b>	<b>328</b>
Fish and Wildlife and Parks:									
United States Fish and Wildlife Service	366	.....	366	602	.....	602	504	.....	504
National Park Service	365	(**)	365	635	(**)	634	517	.....	517
<b>Total--Fish and Wildlife and Parks</b>	<b>731</b>	<b>(**)</b>	<b>731</b>	<b>1,236</b>	<b>(**)</b>	<b>1,236</b>	<b>1,021</b>	.....	<b>1,021</b>
Indian Affairs:									
Bureau of Indian Affairs and Bureau of Indian Education	164	.....	164	364	.....	364	253	(**)	253
<b>Total--Indian Affairs</b>	<b>164</b>	.....	<b>164</b>	<b>364</b>	.....	<b>364</b>	<b>253</b>	<b>(**)</b>	<b>253</b>
Departmental Offices:									
Mineral Leasing and Associated Payments	252	.....	252	603	.....	603	303	.....	303
Other	27	.....	27	50	.....	50	31	.....	31
Insular Affairs	12	.....	12	113	.....	113	100	.....	100
Office of the Special Trustee for American Indians	12	.....	12	18	.....	18	13	.....	13
Department-Wide Programs	157	.....	157	414	.....	414	332	.....	332
<b>Total--Departmental Offices</b>	<b>460</b>	.....	<b>460</b>	<b>1,197</b>	.....	<b>1,197</b>	<b>779</b>	.....	<b>779</b>
Other	127	.....	127	184	.....	184	236	.....	236
Proprietary Receipts from the Public	.....	627	-627	.....	1,253	-1,253	.....	740	-740
Intrabudgetary Transactions	-103	.....	-103	-106	.....	-106	-92	.....	-92
<b>Total--Department of the Interior</b>	<b>1,882</b>	<b>639</b>	<b>1,242</b>	<b>3,795</b>	<b>1,277</b>	<b>2,517</b>	<b>2,958</b>	<b>844</b>	<b>2,114</b>
<b>Department of Justice:</b>									
General Administration									
General Administration	165	.....	165	265	.....	265	261	.....	261
Legal Activities and U.S. Marshals:									
General Legal Activities	185	.....	185	396	.....	396	333	.....	333
United States Attorneys	259	.....	259	403	.....	403	382	.....	382
United States Marshals Service	151	.....	151	265	.....	265	264	.....	264
Assets Forfeiture Fund	58	.....	58	104	.....	104	174	.....	174
Other	228	.....	228	382	.....	382	376	.....	376
Federal Bureau of Investigation	954	.....	954	1,739	.....	1,739	1,906	.....	1,906
Drug Enforcement Administration	279	.....	279	507	.....	507	513	.....	513
Bureau of Alcohol, Tobacco, Firearms, and Explosives	148	.....	148	255	.....	255	253	.....	253
Federal Prison System	736	4	732	1,156	9	1,147	1,412	56	1,356
Office of Justice Programs:									
State and Local Law Enforcement Assistance	120	.....	120	229	.....	229	68	.....	68



**Table 5. Outlays of the U.S. Government, November 2021 and Other Periods - Continued**

[\$ millions]

Classification	This Month			Current Fiscal Year to Date			Prior Fiscal Year to Date		
	Gross Outlays	Applicable Receipts	Outlays	Gross Outlays	Applicable Receipts	Outlays	Gross Outlays	Applicable Receipts	Outlays
<b>Department of Justice: - Continued</b>									
Community Oriented Policing Services	19	.....	19	34	.....	34	9	.....	9
Crime Victims Fund	226	.....	226	572	.....	572	304	.....	304
Other	128	.....	128	132	.....	132	42	.....	42
Other	162	.....	162	201	.....	201	156	.....	156
Proprietary Receipts from the Public	.....	5	-5	.....	9	-9	.....	209	-209
Intrabudgetary Transactions	-204	.....	-204	-208	.....	-208	-143	.....	-143
Offsetting Governmental Receipts	.....	61	-61	.....	108	-108	.....	156	-156
<b>Total--Department of Justice</b>	<b>3,616</b>	<b>70</b>	<b>3,546</b>	<b>6,432</b>	<b>126</b>	<b>6,306</b>	<b>6,308</b>	<b>420</b>	<b>5,888</b>
<b>Department of Labor:</b>									
Employment and Training Administration:									
Training and Employment Services	260	.....	260	513	.....	513	486	.....	486
Office of Job Corps	123	.....	123	263	.....	263	265	.....	265
Community Service Employment for Older Americans	33	.....	33	60	.....	60	59	.....	59
Federal Unemployment Benefits and Allowances	27	.....	27	43	.....	43	32	.....	32
Federal Additional Unemployment Compensation Program-Recovery Act	464	.....	464	2,209	.....	2,209	5,883	.....	5,883
State Unemployment Insurance and Employment Service Operations	-2	.....	-2	75	.....	75	-262	.....	-262
Payments to the Unemployment Trust Fund	.....	.....	.....	850	.....	850	60,766	.....	60,766
Program Administration	10	.....	10	17	.....	17	8	.....	8
Unemployment Trust Fund:									
Federal-State Unemployment Insurance:									
State Unemployment Benefits	2,976	.....	2,976	5,934	.....	5,934	45,123	.....	45,123
State Administrative Expenses	480	.....	480	890	.....	890	1,120	.....	1,120
Federal Administrative Expenses	65	.....	65	85	.....	85	89	.....	89
Other	(**)	.....	(**)	66	.....	66	13	.....	13
<b>Total--Unemployment Trust Fund</b>	<b>3,522</b>	<b>.....</b>	<b>3,522</b>	<b>6,975</b>	<b>.....</b>	<b>6,975</b>	<b>46,345</b>	<b>.....</b>	<b>46,345</b>
Other	2	.....	2	10	.....	10	55	.....	55
<b>Total--Employment and Training Administration</b>	<b>4,439</b>	<b>.....</b>	<b>4,439</b>	<b>11,015</b>	<b>.....</b>	<b>11,015</b>	<b>113,636</b>	<b>.....</b>	<b>113,636</b>
Pension Benefit Guaranty Corporation	608	261	347	1,214	3,906	-2,692	1,110	4,565	-3,455
Office of Workers' Compensation Programs:									
Special Benefits	221	.....	221	-867	.....	-867	-885	.....	-885
Energy Employees Occupational Illness Compensation Fund	119	.....	119	245	.....	245	274	.....	274
Special Benefits for Disabled Coal Miners	-5	.....	-5	-1	.....	-1	9	.....	9
Black Lung Disability Trust Fund	16	.....	16	32	.....	32	34	.....	34
Other	34	.....	34	58	.....	58	55	.....	55
Wage and Hour Division	26	.....	26	45	.....	45	44	.....	44
Occupational Safety and Health Administration	46	.....	46	86	.....	86	87	.....	87
Mine Safety and Health Administration	31	.....	31	54	.....	54	54	.....	54
Bureau of Labor Statistics	57	.....	57	92	.....	92	65	.....	65
Departmental Management	23	.....	23	118	.....	118	156	.....	156
Other	28	.....	28	49	.....	49	52	.....	52
Proprietary Receipts from the Public	.....	(**)	(**)	.....	1	-1	.....	1	-1
Intrabudgetary Transactions	99	.....	99	-657	.....	-657	-60,444	.....	-60,444
<b>Total--Department of Labor</b>	<b>5,742</b>	<b>261</b>	<b>5,481</b>	<b>11,481</b>	<b>3,907</b>	<b>7,574</b>	<b>54,247</b>	<b>4,566</b>	<b>49,681</b>
<b>Department of State:</b>									
Administration of Foreign Affairs:									
Diplomatic and Consular Programs	589	.....	589	1,162	.....	1,162	1,166	.....	1,166
Educational and Cultural Exchange Programs	46	.....	46	122	.....	122	108	.....	108
Embassy Security, Construction, and Maintenance	180	.....	180	346	.....	346	316	.....	316
Foreign Service Retirement and Disability Fund	86	.....	86	170	.....	170	169	.....	169
Other	568	.....	568	940	.....	940	798	.....	798
<b>Total--Administration of Foreign Affairs</b>	<b>1,469</b>	<b>.....</b>	<b>1,469</b>	<b>2,740</b>	<b>.....</b>	<b>2,740</b>	<b>2,557</b>	<b>.....</b>	<b>2,557</b>
International Organizations and Conferences	1,239	.....	1,239	1,468	.....	1,468	373	.....	373
Global Health and Child Survival	1,231	.....	1,231	1,622	.....	1,622	2,297	.....	2,297
Migration and Refugee Assistance	236	.....	236	419	.....	419	650	.....	650
International Narcotics Control and Law Enforcement	83	.....	83	178	.....	178	155	.....	155
Other	63	.....	63	113	.....	113	97	.....	97
Proprietary Receipts from the Public	.....	220	-220	.....	411	-411	.....	197	-197
Intrabudgetary Transactions	-57	.....	-57	100	.....	100	-17	.....	-17
<b>Total--Department of State</b>	<b>4,264</b>	<b>220</b>	<b>4,044</b>	<b>6,639</b>	<b>411</b>	<b>6,229</b>	<b>6,112</b>	<b>197</b>	<b>5,915</b>
<b>Department of Transportation:</b>									
Office of the Secretary	187	.....	187	347	.....	347	184	.....	184

**Table 5. Outlays of the U.S. Government, November 2021 and Other Periods - Continued**

[\$ millions]

Classification	This Month			Current Fiscal Year to Date			Prior Fiscal Year to Date		
	Gross Outlays	Applicable Receipts	Outlays	Gross Outlays	Applicable Receipts	Outlays	Gross Outlays	Applicable Receipts	Outlays
<b>Department of Transportation: - Continued</b>									
Federal Aviation Administration:									
Operations	1,081	.....	1,081	516	.....	516	-15	.....	-15
Airport and Airway Trust Fund:									
Grants-In-Aid for Airports	509	.....	509	1,204	.....	1,204	1,646	.....	1,646
Facilities and Equipment	258	.....	258	429	.....	429	401	.....	401
Research, Engineering, and Development	15	.....	15	27	.....	27	19	.....	19
Trust Fund Share of FAA Operations	100	.....	100	1,450	.....	1,450	1,603	.....	1,603
Total--Airport and Airway Trust Fund	883	.....	883	3,111	.....	3,111	3,670	.....	3,670
Other	130	1	129	198	5	193	13,997	14	13,983
Total--Federal Aviation Administration	2,094	1	2,092	3,825	5	3,820	17,652	14	17,637
Federal Highway Administration:									
Highway Trust Fund:									
Federal-Aid Highways	3,504	.....	3,504	7,231	.....	7,231	7,731	.....	7,731
Other	1	.....	1	2	.....	2	1	.....	1
Other Programs	265	.....	265	575	.....	575	13,998	.....	13,998
Total--Federal Highway Administration	3,771	.....	3,771	7,808	.....	7,808	21,730	.....	21,730
Federal Motor Carrier Safety Administration	50	.....	50	87	.....	87	78	.....	78
National Highway Traffic Safety Administration	124	.....	124	202	.....	202	182	.....	182
Federal Railroad Administration:									
Other	45	.....	45	76	.....	76	58	.....	58
Total--Federal Railroad Administration	45	.....	45	76	.....	76	58	.....	58
Federal Transit Administration:									
Formula Grants	(**)	.....	(**)	(**)	.....	(**)	1	.....	1
Capital Investment Grants	93	.....	93	193	.....	193	199	.....	199
Transit Formula Grants	434	.....	434	875	.....	875	1,014	.....	1,014
Other	1,454	.....	1,454	2,366	.....	2,366	2,124	.....	2,124
Total--Federal Transit Administration	1,981	.....	1,981	3,433	.....	3,433	3,337	.....	3,337
Maritime Administration	-10	(**)	-10	69	(**)	69	49	(**)	48
Other	42	(**)	42	95	7	88	80	8	72
Proprietary Receipts from the Public	.....	7	-7	.....	9	-9	.....	8	-8
Intrabudgetary Transactions:									
Payment from the General Fund, Highway Trust Fund	.....	.....	.....	.....	.....	.....	-13,600	.....	-13,600
Other	(**)	.....	(**)	(**)	.....	(**)	-14,001	.....	-14,001
Offsetting Governmental Receipts	.....	(**)	(**)	.....	1	-1	.....	(**)	(**)
<b>Total--Department of Transportation</b>	<b>8,284</b>	<b>8</b>	<b>8,275</b>	<b>15,942</b>	<b>22</b>	<b>15,920</b>	<b>15,748</b>	<b>30</b>	<b>15,718</b>
<b>Department of the Treasury:</b>									
Departmental Offices:									
Exchange Stabilization Fund	7	1	5	7	3	4	11	2	9
Housing and Economic Recovery Programs	(**)	.....	(**)	(**)	.....	(**)	(**)	.....	(**)
Troubled Asset Relief Program	9	.....	9	30	.....	30	73	.....	73
ESF - Economic Stabilization Program	(**)	.....	(**)	1	.....	1	47	.....	47
Air Carrier Worker Support	5	.....	5	6	.....	6	50	.....	50
Coronavirus Relief Fund	56	.....	56	2,257	.....	2,257	.....	.....	.....
Emergency Capital Investment Program	16	.....	16	46	.....	46	.....	.....	.....
Emergency Rental Assistance	1,834	.....	1,834	3,307	.....	3,307	.....	.....	.....
Transportation Services	(**)	.....	(**)	683	.....	683	.....	.....	.....
Other	857	.....	857	1,020	.....	1,020	377	.....	377
Bureau of the Fiscal Service:									
Payment to the Resolution Funding Corporation	.....	.....	.....	244	.....	244	479	.....	479
Financial Agent Services	87	.....	87	173	.....	173	154	.....	154
Claims, Judgements, and Relief Acts	112	.....	112	308	.....	308	5,784	.....	5,784
Other	62	(**)	62	120	(**)	119	177	(**)	177
Total--Bureau of the Fiscal Service	261	(**)	261	845	(**)	845	6,594	(**)	6,593
Federal Financing Bank	-83	.....	-83	-160	.....	-160	-154	.....	-154
Alcohol and Tobacco Tax and Trade Bureau:									
Salaries and Expenses	14	.....	14	25	.....	25	22	.....	22
Internal Revenue Collections for Puerto Rico	44	.....	44	84	.....	84	80	.....	80
Bureau of Engraving and Printing	-22	.....	-22	-41	.....	-41	3	.....	3
United States Mint	380	441	-61	581	925	-343	654	981	-327
Internal Revenue Service:									
Taxpayer Services	342	.....	342	562	.....	562	578	.....	578
Enforcement	574	.....	574	969	.....	969	940	.....	940

**Table 5. Outlays of the U.S. Government, November 2021 and Other Periods - Continued**

[\$ millions]

Classification	This Month			Current Fiscal Year to Date			Prior Fiscal Year to Date		
	Gross Outlays	Applicable Receipts	Outlays	Gross Outlays	Applicable Receipts	Outlays	Gross Outlays	Applicable Receipts	Outlays
<b>Department of the Treasury: - Continued</b>									
Operations Support	456	.....	456	849	.....	849	840	.....	840
Build America Bond Payments, Recovery Act	226	.....	226	610	.....	610	541	.....	541
Refundable Premium Tax Credits and Cost Sharing Reductions	5,978	.....	5,978	12,140	.....	12,140	7,637	.....	7,637
Payment Where Earned Income Credit Exceeds Liability for Tax	257	.....	257	1,037	.....	1,037	1,146	.....	1,146
Payment Where Child Tax Credit Exceeds Liability for Tax	15,851	.....	15,851	31,788	.....	31,788	590	.....	590
Payment Where American Opportunity Tax Credit Exceeds Liability for Tax	19	.....	19	102	.....	102	73	.....	73
Refunding Internal Revenue Collections, Interest	222	.....	222	453	.....	453	607	.....	607
Other	<sup>1</sup> 4,399	(**)	4,399	<sup>2</sup> 9,560	(**)	9,560	7,047	(**)	7,046
<b>Total--Internal Revenue Service</b>	<b>28,324</b>	<b>(**)</b>	<b>28,324</b>	<b>58,070</b>	<b>(**)</b>	<b>58,069</b>	<b>19,999</b>	<b>(**)</b>	<b>19,999</b>
Comptroller of the Currency	125	6	119	226	15	211	196	11	186
<b>Interest on the Public Debt:</b>									
Interest on Treasury Debt Securities (Gross):									
Public Issues (Accrual Basis)	29,258	.....	29,258	58,424	.....	58,424	59,623	.....	59,623
Special Issues (Cash Basis)	6,772	.....	6,772	-3,456	.....	-3,456	-6,804	.....	-6,804
<b>Total--Interest on Treasury Debt Securities (Gross)</b>	<b>36,029</b>	.....	<b>36,029</b>	<b>54,968</b>	.....	<b>54,968</b>	<b>52,819</b>	.....	<b>52,819</b>
<b>Total--Interest on the Public Debt</b>	<b>36,029</b>	.....	<b>36,029</b>	<b>54,968</b>	.....	<b>54,968</b>	<b>52,819</b>	.....	<b>52,819</b>
Other	17	.....	17	29	.....	29	23	.....	23
Proprietary Receipts from the Public	.....	574	-574	.....	638	-638	.....	-359	359
Intrabudgetary Transactions	-122	.....	-122	-305	.....	-305	-464	.....	-464
<b>Total--Department of the Treasury</b>	<b>67,753</b>	<b>1,022</b>	<b>66,730</b>	<b>121,680</b>	<b>1,581</b>	<b>120,099</b>	<b>80,329</b>	<b>634</b>	<b>79,695</b>
<b>Department of Veterans Affairs:</b>									
Joint DOD-VA Medical Facility Demonstration Fund	40	.....	40	86	.....	86	71	.....	71
Veterans Health Administration:									
Veterans Choice Fund, Veterans Health Administration	(**)	.....	(**)	(**)	.....	(**)	3	.....	3
Medical Services	7,248	.....	7,248	15,294	.....	15,294	13,655	.....	13,655
Medical Support and Compliance	592	.....	592	1,447	.....	1,447	1,420	.....	1,420
Medical Facilities	575	.....	575	1,182	.....	1,182	1,077	.....	1,077
Other	120	27	93	242	54	188	216	52	164
Benefits Programs:									
Public Enterprise Funds:									
Housing Accounts	(**)	(**)	(**)	(**)	1	-1	(**)	1	-1
Other	58	265	-207	123	345	-222	28	426	-398
Compensation and Pensions	9,856	.....	9,856	19,692	.....	19,692	18,452	.....	18,452
Readjustment Benefits	1,035	.....	1,035	2,277	.....	2,277	2,397	.....	2,397
Insurance Funds:									
National Service Life	35	.....	35	74	.....	74	82	.....	82
Veterans Special Life	14	1	13	28	1	26	30	2	28
Other	2	.....	2	24	.....	24	19	.....	19
<b>Total--Benefits Programs</b>	<b>11,000</b>	<b>266</b>	<b>10,734</b>	<b>22,218</b>	<b>348</b>	<b>21,870</b>	<b>21,008</b>	<b>429</b>	<b>20,580</b>
Departmental Administration:									
Construction	110	.....	110	239	.....	239	206	.....	206
Information Technology Systems	360	.....	360	865	.....	865	956	.....	956
General Operating Expenses	453	.....	453	935	(**)	935	877	(**)	877
Other	337	.....	337	700	.....	700	601	.....	601
Proprietary Receipts from the Public:									
National Service Life	.....	1	-1	.....	3	-3	.....	4	-4
Other	.....	348	-348	.....	645	-645	.....	836	-836
Intrabudgetary Transactions	15	.....	15	-18	.....	-18	2	.....	2
<b>Total--Department of Veterans Affairs</b>	<b>20,850</b>	<b>643</b>	<b>20,207</b>	<b>43,190</b>	<b>1,050</b>	<b>42,140</b>	<b>40,092</b>	<b>1,321</b>	<b>38,771</b>
<b>Corps of Engineers:</b>									
Construction	276	.....	276	418	.....	418	533	.....	533
Operation and Maintenance	335	.....	335	639	.....	639	657	.....	657
Flood Control and Coastal Emergencies	39	.....	39	113	.....	113	134	.....	134
Rivers and Harbors Contributed Funds	25	.....	25	53	.....	53	80	.....	80
Other	159	.....	159	299	.....	299	289	.....	289
Proprietary Receipts from the Public	.....	23	-23	.....	62	-62	.....	229	-229
Intrabudgetary Transactions	(**)	.....	(**)	(**)	.....	(**)	1	.....	1
<b>Total--Corps of Engineers</b>	<b>834</b>	<b>23</b>	<b>812</b>	<b>1,522</b>	<b>62</b>	<b>1,461</b>	<b>1,694</b>	<b>229</b>	<b>1,464</b>
<b>Other Defense Civil Programs:</b>									
Military Retirement:									

**Table 5. Outlays of the U.S. Government, November 2021 and Other Periods - Continued**

[\$ millions]

Classification	This Month			Current Fiscal Year to Date			Prior Fiscal Year to Date		
	Gross Outlays	Applicable Receipts	Outlays	Gross Outlays	Applicable Receipts	Outlays	Gross Outlays	Applicable Receipts	Outlays
<b>Other Defense Civil Programs: - Continued</b>									
Payment to Military Retirement Fund	.....	.....	.....	114,463	.....	114,463	98,106	.....	98,106
Military Retirement Fund	5,284	.....	5,284	10,568	.....	10,568	10,403	.....	10,403
Retiree Health Care:									
Payment to Department of Defense Medicare-Eligible Retiree Health Care Fund	.....	.....	.....	7,503	.....	7,503	6,983	.....	6,983
Department of Defense Medicare-Eligible Retiree Health Care Fund	654	.....	654	2,037	.....	2,037	2,074	.....	2,074
Educational Benefits	17	.....	17	33	.....	33	35	.....	35
Other	22	.....	22	52	.....	52	56	.....	56
Proprietary Receipts from the Public	.....	(**)	(**)	.....	10	-10	.....	4	-4
Intrabudgetary Transactions	-939	.....	-939	-122,714	.....	-122,714	-105,502	.....	-105,502
<b>Total--Other Defense Civil Programs</b>	<b>5,037</b>	<b>(**)</b>	<b>5,037</b>	<b>11,943</b>	<b>10</b>	<b>11,932</b>	<b>12,154</b>	<b>4</b>	<b>12,150</b>
<b>Environmental Protection Agency:</b>									
Science and Technology	56	.....	56	131	.....	131	128	.....	128
Environmental Programs and Management	207	.....	207	476	.....	476	466	.....	466
State and Tribal Assistance Grants	379	.....	379	716	.....	716	671	.....	671
Payment to the Hazardous Substance Superfund	.....	.....	.....	202	.....	202	.....	.....	.....
Hazardous Substance Superfund	113	.....	113	251	.....	251	270	.....	270
Other	25	2	23	-12	5	-16	(**)	4	-4
Proprietary Receipts from the Public	.....	21	-21	.....	48	-48	.....	12	-12
Intrabudgetary Transactions	2	.....	2	-166	.....	-166	-17	.....	-17
Offsetting Governmental Receipts	.....	1	-1	.....	2	-2	.....	2	-2
<b>Total--Environmental Protection Agency</b>	<b>782</b>	<b>24</b>	<b>758</b>	<b>1,599</b>	<b>55</b>	<b>1,544</b>	<b>1,518</b>	<b>18</b>	<b>1,499</b>
<b>Executive Office of the President:</b>									
The White House	5	.....	5	13	.....	13	11	.....	11
Office of Management and Budget	9	.....	9	23	.....	23	20	.....	20
Unanticipated Needs	3	.....	3	6	.....	6	5	.....	5
Other	18	.....	18	41	.....	41	42	.....	42
Proprietary Receipts from the Public	.....	(**)	(**)	.....	(**)	(**)	.....	(**)	(**)
Intrabudgetary Transactions	(**)	.....	(**)	(**)	.....	(**)	(**)	.....	(**)
<b>Total--Executive Office of the President</b>	<b>35</b>	<b>(**)</b>	<b>35</b>	<b>83</b>	<b>(**)</b>	<b>83</b>	<b>77</b>	<b>(**)</b>	<b>77</b>
<b>General Services Administration:</b>									
Real Property Activities	-45	.....	-45	-94	.....	-94	-53	.....	-53
Supply and Technology Activities	19	.....	19	-11	.....	-11	-145	.....	-145
General Activities	12	.....	12	45	.....	45	52	.....	52
Proprietary Receipts from the Public	.....	36	-36	.....	59	-59	.....	33	-33
Intrabudgetary Transactions	-2	.....	-2	(**)	.....	(**)	-1	.....	-1
<b>Total--General Services Administration</b>	<b>-16</b>	<b>36</b>	<b>-53</b>	<b>-60</b>	<b>59</b>	<b>-119</b>	<b>-146</b>	<b>33</b>	<b>-179</b>
<b>International Assistance Programs:</b>									
Millennium Challenge Corporation	57	.....	57	94	.....	94	101	.....	101
International Security Assistance:									
Foreign Military Financing Program	701	.....	701	1,840	.....	1,840	1,100	.....	1,100
Economic Support Fund	561	.....	561	778	.....	778	571	.....	571
Other	91	.....	91	187	.....	187	126	.....	126
<b>Total--International Security Assistance</b>	<b>1,353</b>	.....	<b>1,353</b>	<b>2,805</b>	.....	<b>2,805</b>	<b>1,797</b>	.....	<b>1,797</b>
Multilateral Assistance:									
Other	-3	.....	-3	4	.....	4	32	.....	32
<b>Total--Multilateral Assistance</b>	<b>-3</b>	.....	<b>-3</b>	<b>4</b>	.....	<b>4</b>	<b>32</b>	.....	<b>32</b>
Agency for International Development:									
Development Assistance Program	232	.....	232	414	.....	414	341	.....	341
Assistance for Europe, Eurasia and Central Asia	65	.....	65	120	.....	120	99	.....	99
International Disaster Assistance	690	.....	690	879	.....	879	1,034	.....	1,034
Operating Expenses	134	.....	134	233	.....	233	216	.....	216
Other	31	(**)	31	72	(**)	72	30	(**)	30
Proprietary Receipts from the Public	.....	2	-2	.....	5	-5	.....	7	-7
Intrabudgetary Transactions	-11	.....	-11	-9	.....	-9	-6	.....	-6
<b>Total--Agency for International Development</b>	<b>1,142</b>	<b>2</b>	<b>1,140</b>	<b>1,708</b>	<b>5</b>	<b>1,703</b>	<b>1,714</b>	<b>7</b>	<b>1,707</b>
Overseas Private Investment Corporation:									
Overseas Private Investment Corporation Accounts	1	.....	1	1	.....	1	1	.....	1
<b>Total--Overseas Private Investment Corporation</b>	<b>1</b>	.....	<b>1</b>	<b>1</b>	.....	<b>1</b>	<b>1</b>	.....	<b>1</b>
Peace Corps	30	(**)	30	53	(**)	52	42	(**)	42
Proprietary Receipts	.....	(**)	(**)	.....	(**)	(**)	.....	(**)	(**)

**Table 5. Outlays of the U.S. Government, November 2021 and Other Periods - Continued**

[\$ millions]

Classification	This Month			Current Fiscal Year to Date			Prior Fiscal Year to Date		
	Gross Outlays	Applicable Receipts	Outlays	Gross Outlays	Applicable Receipts	Outlays	Gross Outlays	Applicable Receipts	Outlays
<b>International Assistance Programs: - Continued</b>									
Military Sales Program:									
Foreign Military Sales Trust Fund	3,404	.....	3,404	5,402	.....	5,402	5,103	.....	5,103
Other	17	(**)	17	26	10	15	-21	18	-39
Proprietary Receipts from the Public	.....	2,805	-2,805	.....	4,808	-4,808	.....	4,876	-4,876
Other	37	54	-17	64	69	-4	70	79	-9
<b>Total--International Assistance Programs</b>	<b>6,038</b>	<b>2,861</b>	<b>3,177</b>	<b>10,157</b>	<b>4,892</b>	<b>5,265</b>	<b>8,841</b>	<b>4,980</b>	<b>3,861</b>
<b>National Aeronautics and Space Administration:</b>									
Science	615	.....	615	1,173	.....	1,173	1,150	.....	1,150
Aeronautics	60	.....	60	132	.....	132	140	.....	140
Exploration	950	.....	950	1,347	.....	1,347	1,045	.....	1,045
Cross Agency Support	251	.....	251	499	.....	499	574	.....	574
Space Operations	311	.....	311	665	.....	665	637	.....	637
Other	145	.....	145	281	.....	281	266	.....	266
Proprietary Receipts from the Public	.....	(**)	(**)	.....	(**)	(**)	.....	1	-1
Intrabudgetary Transactions	(**)	.....	(**)	(**)	.....	(**)	(**)	.....	(**)
<b>Total--National Aeronautics and Space Administration</b>	<b>2,332</b>	<b>(**)</b>	<b>2,332</b>	<b>4,097</b>	<b>(**)</b>	<b>4,097</b>	<b>3,812</b>	<b>1</b>	<b>3,811</b>
<b>National Science Foundation:</b>									
Research and Related Activities	434	.....	434	951	.....	951	917	.....	917
Education and Human Resources	75	.....	75	159	.....	159	152	.....	152
Other	63	.....	63	110	.....	110	96	.....	96
Proprietary Receipts from the Public	.....	-3	3	.....	1	-1	.....	(**)	(**)
<b>Total--National Science Foundation</b>	<b>571</b>	<b>-3</b>	<b>575</b>	<b>1,220</b>	<b>1</b>	<b>1,218</b>	<b>1,165</b>	<b>(**)</b>	<b>1,165</b>
<b>Office of Personnel Management:</b>									
Government Payment for Annuitants, Employees Health and Life Insurance Benefits									
	1,155	.....	1,155	2,303	.....	2,303	2,243	.....	2,243
Postal Service Retiree Health Benefits Fund	343	.....	343	683	.....	683	659	.....	659
Civil Service Retirement and Disability Fund	7,623	.....	7,623	15,559	.....	15,559	15,278	.....	15,278
Employees Life Insurance Fund	323	333	-10	649	691	-43	585	674	-89
Employees and Retired Employees Health Benefits Fund	5,157	5,152	5	10,383	10,538	-155	9,649	10,175	-526
Other	15	.....	15	152	.....	152	80	.....	80
Proprietary Receipts from the Public	.....	(**)	(**)	.....	(**)	(**)	.....	(**)	(**)
Intrabudgetary Transactions:									
Postal Service Contributions	(**)	.....	(**)	(**)	.....	(**)	-6	.....	-6
Civil Service Retirement and Disability Fund:									
Other	-4	.....	-4	-7	.....	-7	-7	.....	-7
<b>Total--Office of Personnel Management</b>	<b>14,611</b>	<b>5,485</b>	<b>9,127</b>	<b>29,721</b>	<b>11,229</b>	<b>18,491</b>	<b>28,480</b>	<b>10,849</b>	<b>17,631</b>
<b>Small Business Administration:</b>									
Salaries and Expenses	182	.....	182	-212	.....	-212	385	.....	385
Business Loans Program	-35	13	-47	-97	30	-127	2,305	1	2,305
Disaster Loans Program	2,232	(**)	2,232	3,923	(**)	3,923	433	(**)	433
Other	2,878	2	2,876	3,993	4	3,989	24	4	20
Proprietary Receipts from the Public	.....	-33	33	.....	-41	41	.....	-2	2
Intrabudgetary Transactions	1	.....	1	-6	.....	-6	1	.....	1
<b>Total--Small Business Administration</b>	<b>5,258</b>	<b>-19</b>	<b>5,277</b>	<b>7,602</b>	<b>-8</b>	<b>7,609</b>	<b>3,148</b>	<b>2</b>	<b>3,146</b>
<b>Social Security Administration:</b>									
Payments to Social Security Trust Funds									
Supplemental Security Income Program	5,078	.....	5,078	9,824	.....	9,824	10,057	.....	10,057
Federal Old-Age and Survivors Insurance Trust Fund (Off-Budget):									
Benefit Payments	83,847	.....	83,847	167,863	.....	167,863	160,753	.....	160,753
Administrative Expenses	269	.....	269	702	.....	702	632	.....	632
<b>Total--Federal Old-Age and Survivors Insurance Trust Fund (Off-Budget)</b>	<b>84,115</b>	<b>.....</b>	<b>84,115</b>	<b>168,566</b>	<b>.....</b>	<b>168,566</b>	<b>161,384</b>	<b>.....</b>	<b>161,384</b>
Federal Disability Insurance Trust Fund (Off-Budget):									
Benefit Payments	11,348	.....	11,348	22,976	.....	22,976	23,442	.....	23,442
Administrative Expenses	201	.....	201	445	.....	445	504	.....	504
<b>Total--Federal Disability Insurance Trust Fund (Off-Budget)</b>	<b>11,549</b>	<b>.....</b>	<b>11,549</b>	<b>23,421</b>	<b>.....</b>	<b>23,421</b>	<b>23,946</b>	<b>.....</b>	<b>23,946</b>
Other	27	.....	27	35	.....	35	26	.....	26
Proprietary Receipts from the Public:									
On-Budget	.....	335	-335	.....	354	-354	.....	331	-331
Off-Budget	.....	2	-2	.....	3	-3	.....	8	-8
Intrabudgetary Transactions:									
Off-Budget <sup>3</sup>	-22	.....	-22	-12,971	.....	-12,971	-10,163	.....	-10,163
<b>Total--Social Security Administration</b>	<b>100,769</b>	<b>337</b>	<b>100,432</b>	<b>201,845</b>	<b>358</b>	<b>201,487</b>	<b>195,413</b>	<b>339</b>	<b>195,074</b>

**Table 5. Outlays of the U.S. Government, November 2021 and Other Periods - Continued**

[\$ millions]

Classification	This Month			Current Fiscal Year to Date			Prior Fiscal Year to Date		
	Gross Outlays	Applicable Receipts	Outlays	Gross Outlays	Applicable Receipts	Outlays	Gross Outlays	Applicable Receipts	Outlays
Independent Agencies	.....	.....	.....	.....	.....	.....	.....	.....	.....
Broadcasting Board of Governors	65	(**)	65	114	(**)	114	90	(**)	90
Bureau of Consumer Financial Protection	50	.....	50	102	.....	102	89	.....	89
Corporation for National and Community Service	65	1	64	164	1	163	154	(**)	154
Corporation for Public Broadcasting	.....	.....	.....	465	.....	465	445	.....	445
District of Columbia:									
Courts	29	.....	29	63	.....	63	49	.....	49
General and Special Payments	38	(**)	38	104	21	83	123	19	104
Equal Employment Opportunity Commission	39	(**)	39	82	(**)	82	77	(**)	77
Export-Import Bank of the United States	2	.....	2	12	.....	12	-3	.....	-3
Federal Communications Commission:									
Universal Service Fund	764	.....	764	1,506	.....	1,506	1,464	.....	1,464
Other	452	4	449	757	6	751	361	5	356
Federal Deposit Insurance Corporation:									
Deposit Insurance Fund	-797	.....	-797	-488	.....	-488	63	.....	63
FSLIC Resolution Fund	(**)	(**)	(**)	(**)	(**)	(**)	(**)	(**)	(**)
Total--Federal Deposit Insurance Corporation	-797	(**)	-798	-488	(**)	-488	63	(**)	63
Federal Drug Control Programs	47	.....	47	67	.....	67	94	.....	94
Federal Housing Finance Agency	25	.....	25	58	.....	58	60	.....	60
Institute of Museum and Library Services	25	(**)	25	58	(**)	58	39	.....	39
Intelligence Community Management Account	44	.....	44	75	.....	75	70	.....	70
Legal Services Corporation	82	.....	82	81	.....	81	87	.....	87
National Archives and Records Administration	28	(**)	28	79	2	77	74	(**)	73
National Credit Union Administration	23	103	-79	60	1,093	-1,033	1,309	1,767	-459
National Endowment for the Arts	18	(**)	18	41	2	39	36	(**)	36
National Endowment for the Humanities	21	(**)	20	40	(**)	39	30	(**)	30
National Labor Relations Board	20	(**)	20	54	(**)	54	51	(**)	51
Nuclear Regulatory Commission	66	98	-32	155	178	-23	153	183	-30
Postal Service:									
Off-Budget:									
Public Enterprise Funds	6,409	7,155	-746	15,007	13,827	1,180	14,367	13,663	704
Other	.....	.....	.....	47	.....	47	53	.....	53
Railroad Retirement Board:									
Federal Windfall Subsidy	1	.....	1	2	.....	2	2	.....	2
Federal Payments to the Railroad Retirement Accounts	(**)	.....	(**)	205	.....	205	176	.....	176
Railroad Unemployment Insurance Trust Fund:									
Benefit Payments	8	.....	8	18	.....	18	36	.....	36
Transfer To Administrative Funds	1	.....	1	3	.....	3	3	.....	3
Other	(**)	.....	(**)	(**)	.....	(**)	1	.....	1
Rail Industry Pension Fund:									
Benefit Payments	468	.....	468	934	.....	934	934	.....	934
OASDI Certifications	(**)	.....	(**)	(**)	.....	(**)	(**)	.....	(**)
Transfer to Administrative Funds	7	.....	7	14	.....	14	17	.....	17
Other	(**)	.....	(**)	(**)	.....	(**)	(**)	.....	(**)
National Railroad Retirement Investment Trust:									
Administrative Expenses	1	.....	1	8	.....	8	8	.....	8
Transfers to the Railroad Retirement Trust Funds from the National Railroad Retirement Investment Trust	.....	.....	.....	.....	.....	.....	558	.....	558
Railroad Social Security Equivalent Benefit Account:									
Benefit Payments	625	.....	625	1,250	.....	1,250	1,252	.....	1,252
Transfer To Administrative Funds	2	.....	2	4	.....	4	5	.....	5
Other	-1	.....	-1	4	.....	4	-3	.....	-3
Proprietary Receipts from the Public	.....	813	-813	.....	228	-228	.....	-405	405
Intrabudgetary Transactions:									
Other	(**)	.....	(**)	-205	.....	-205	-732	.....	-732
Total--Railroad Retirement Board	1,113	813	300	2,239	228	2,010	2,258	-405	2,663
Securities and Exchange Commission	215	(**)	215	474	(**)	474	429	(**)	429
Smithsonian Institution	118	(**)	118	207	(**)	207	204	(**)	204
Tennessee Valley Authority	3,630	3,290	341	6,984	6,246	737	7,272	7,214	58
Other	196	44	152	704	86	618	693	39	654
<b>Total--Independent Agencies</b>	<b>12,787</b>	<b>11,506</b>	<b>1,281</b>	<b>29,309</b>	<b>21,690</b>	<b>7,619</b>	<b>30,190</b>	<b>22,486</b>	<b>7,703</b>

**Undistributed Offsetting Receipts:**

**Table 5. Outlays of the U.S. Government, November 2021 and Other Periods - Continued**

[\$ millions]

Classification	This Month			Current Fiscal Year to Date			Prior Fiscal Year to Date		
	Gross Outlays	Applicable Receipts	Outlays	Gross Outlays	Applicable Receipts	Outlays	Gross Outlays	Applicable Receipts	Outlays
<b>Undistributed Offsetting Receipts: - Continued</b>									
Other Interest	(**)	.....	(**)	(**)	.....	(**)	(**)	.....	(**)
Employer Share, Employee Retirement:									
Department of Health and Human Services:									
Federal Hospital Insurance Trust Fund:									
Federal Employer Contributions	-377	.....	-377	-754	.....	-754	-716	.....	-716
Postal Service Employer Contributions	-49	.....	-49	-98	.....	-98	-110	.....	-110
Department of State:									
Foreign Service Retirement and Disability Fund	-32	.....	-32	-62	.....	-62	-60	.....	-60
Other Defense Civil Programs:									
Military Retirement Fund	-2,850	.....	-2,850	-14,293	.....	-14,293	-13,857	.....	-13,857
Department of Defense Medicare-Eligible Retiree Health Care Fund	.....	.....	.....	-9,609	.....	-9,609	-8,622	.....	-8,622
Office of Personnel Management:									
Civil Service Retirement and Disability Fund	-4,184	.....	-4,184	-8,247	.....	-8,247	-7,324	.....	-7,324
Social Security Administration:									
Federal Old-Age and Survivors Insurance Trust Fund:									
Federal Employer Contributions	-1,373	.....	-1,373	-2,746	.....	-2,746	-2,606	.....	-2,606
Federal Disability Insurance Trust Fund:									
Federal Employer Contributions	-233	.....	-233	-466	.....	-466	-442	.....	-442
Other	(**)	.....	(**)	(**)	.....	(**)	(**)	.....	(**)
Total--Employer Share, Employee Retirement	-9,099	.....	-9,099	-36,274	.....	-36,274	-33,737	.....	-33,737
Interest Received by Trust Funds:									
Judicial Branch:									
Judicial Survivors Annuity Fund	-4	.....	-4	-5	.....	-5	-5	.....	-5
Department of Health and Human Services:									
Federal Hospital Insurance Trust Fund	-27	.....	-27	-56	.....	-56	-24	.....	-24
Federal Supplementary Medical Insurance Trust Fund	-29	.....	-29	-50	.....	-50	-24	.....	-24
Department of Homeland Security:									
Oil Spill Liability Trust Fund	-14	.....	-14	-14	.....	-14	-12	.....	-12
Other	-4	.....	-4	-4	.....	-4	-6	.....	-6
Department of Labor:									
Unemployment Trust Fund	-2	.....	-2	-7	.....	-7	-26	.....	-26
Department of State:									
Foreign Service Retirement and Disability Fund	(**)	.....	(**)	(**)	.....	(**)	(**)	.....	(**)
Department of Transportation:									
Airport and Airway Trust Fund	-3	.....	-3	-20	.....	-20	-2	.....	-2
Department of Veterans Affairs:									
National Service Life Insurance Fund	-1	.....	-1	-1	.....	-1	-1	.....	-1
United States Government Life Insurance Fund	(**)	.....	(**)	(**)	.....	(**)	(**)	.....	(**)
Corps of Engineers	-5	.....	-5	1	.....	1	-23	.....	-23
Other Defense Civil Programs:									
Military Retirement Fund	-3,822	.....	-3,822	6,310	.....	6,310	8,801	.....	8,801
Educational Benefits Fund	-2	.....	-2	-3	.....	-3	-6	.....	-6
Armed Forces Retirement Home	(**)	.....	(**)	(**)	.....	(**)	(**)	.....	(**)
Environmental Protection Agency	(**)	.....	(**)	(**)	.....	(**)	(**)	.....	(**)
Office of Personnel Management:									
Civil Service Retirement and Disability Fund	.....	.....	.....	-26	.....	-26	-34	.....	-34
Social Security Administration:									
Federal Old-Age and Survivors Insurance Trust Fund	-152	.....	-152	-208	.....	-208	-258	.....	-258
Federal Disability Insurance Trust Fund	-15	.....	-15	-26	.....	-26	-5	.....	-5
Independent Agencies:									
Railroad Retirement Board	-16	.....	-16	-25	.....	-25	-9	.....	-9
Other	-1	.....	-1	-1	.....	-1	-1	.....	-1
Other	-26	.....	-26	-30	.....	-30	-44	.....	-44
Total--Interest Received by Trust Funds	-4,122	.....	-4,122	5,836	.....	5,836	8,320	.....	8,320
Rents and Royalties on the Outer Continental Shelf Lands	.....	720	-720	.....	788	-788	.....	324	-324
<b>Total--Undistributed Offsetting Receipts</b>	<b>-13,221</b>	<b>720</b>	<b>-13,941</b>	<b>-30,439</b>	<b>788</b>	<b>-31,226</b>	<b>-25,417</b>	<b>324</b>	<b>-25,742</b>
<b>Total Outlays</b>	<b>510,340</b>	<b>37,797</b>	<b>472,543</b>	<b>997,588</b>	<b>76,062</b>	<b>921,526</b>	<b>966,884</b>	<b>80,297</b>	<b>886,587</b>
<b>Total On-Budget</b>	<b>410,061</b>	<b>30,641</b>	<b>379,420</b>	<b>806,964</b>	<b>62,232</b>	<b>744,732</b>	<b>780,607</b>	<b>66,626</b>	<b>713,982</b>
<b>Total Off-Budget</b>	<b>100,280</b>	<b>7,157</b>	<b>93,123</b>	<b>190,624</b>	<b>13,830</b>	<b>176,794</b>	<b>186,276</b>	<b>13,671</b>	<b>172,605</b>
<b>Total Surplus (+) or Deficit (-)</b>			<b>-191,335</b>			<b>-356,390</b>			<b>-429,337</b>
<b>Total On-Budget</b>			<b>-175,267</b>			<b>-327,944</b>			<b>-401,474</b>
<b>Total Off-Budget</b>			<b>-16,068</b>			<b>-28,447</b>			<b>-27,863</b>

**Table 5. Outlays of the U.S. Government, November 2021 and Other Periods - Continued**  
 [\$ millions]

**MEMORANDUM**

Receipts Offset Against Outlays (In Millions)

	Current Fiscal Year to Date	Comparable Period Prior Fiscal Year
Proprietary Receipts	36,009	34,358
Intrabudgetary Transactions	230,885	299,733
Governmental Receipts	2,227	1,591
Total Receipts Offset Against Outlays	<u>269,121</u>	<u>335,682</u>

1 Includes \$1.7 billion for Economic Impact Payments to individuals and families.

2 Includes \$4.3 billion for Economic Impact Payments to individuals and families.

3 Includes FICA and SECA tax credits, non-contributory military service credits,  
 special benefits for the aged and credit for the unnegotiated OASI benefit

checks.

Note: Details may not add to totals due to rounding.

... No Transactions

(\*\*) Less than absolute value of \$500,000



**Table 6. Means of Financing the Deficit or Disposition of Surplus by the U.S. Government, November 2021 and Other Periods**

[\$ millions]

Assets and Liabilities Directly Related to Budget Off-Budget Activity	Net Transactions (-) denotes net reduction of either liability or asset accounts			Account Balances Current Fiscal Year		
	This Month	Fiscal Year to Date		Beginning of		Close of This Month
		This Year	Prior Year	This Year	This Month	
<b>Liability Accounts:</b>						
Borrowing from the Public:						
Treasury Securities, Issued Under General Financing Authorities:						
Debt Held by the Public	8,822	363,012	330,538	22,282,899	22,637,089	22,645,911
Intragovernmental Holdings	-9,601	116,057	170,359	6,146,018	6,271,676	6,262,075
Total Treasury Securities Outstanding	-778	479,068	500,897	28,428,919	28,908,765	28,907,987
Plus Premium on Treasury Securities	1,409	2,650	1,908	64,875	66,116	67,525
Less Discount on Treasury Securities	3,120	3,577	2,196	128,837	129,294	132,414
Total Treasury Securities Net of Premium and Discount	-2,490	478,141	500,610	28,364,956	28,845,586	28,843,097
Agency Securities, Issued Under Special Financing Authorities (See Schedule B; for Other Agency Borrowing, See Schedule C)						
Total Federal Securities	350	747	59	19,502	19,898	20,248
	-2,139	478,887	500,669	28,384,458	28,865,484	28,863,345
Deduct:						
Federal Securities Held as Investments of Government Accounts (See Schedule D)						
Less Discount on Federal Securities Held as Investments of Government Accounts	-9,675	114,685	170,474	6,123,040	6,247,399	6,237,725
Net Federal Securities Held as Investments of Government Accounts	-23	-88	-329	25,601	25,536	25,513
	-9,651	114,773	170,803	6,097,438	6,221,863	6,212,212
Total Borrowing from the Public	7,512	364,114	329,866	22,287,019	22,643,622	22,651,133
Accrued Interest Payable to the Public	-35,382	-13,456	-12,782	69,214	91,140	55,758
Allocations of Special Drawing Rights	-1,675	-927	795	161,825	162,573	160,899
Uninvested Balances, Deposit Funds	199,176	99,267	1,860	263,940	164,032	363,207
Miscellaneous Liability Accounts (Includes Checks Outstanding Etc.)	2,063	4,456	4,368	29,964	32,357	34,420
<b>Total Liability Accounts</b>	<b>171,694</b>	<b>453,454</b>	<b>324,107</b>	<b>22,811,963</b>	<b>23,093,723</b>	<b>23,265,417</b>
<b>Asset Accounts (Deduct)</b>						
Cash and Monetary Assets:						
U.S. Treasury Operating Cash:						
Federal Reserve Account <sup>1</sup>	-64,870	-2,007	-158,693	215,160	278,023	213,153
Balance	-64,870	-2,007	-158,693	215,160	278,023	213,153
Special Drawing Rights:						
Total Holdings	-1,421	-664	835	163,874	164,631	163,210
SDR Certificates Issued to Federal Reserve Banks	.....	.....	.....	-5,200	-5,200	-5,200
Balance	-1,421	-664	835	158,674	159,431	158,010
Reserve Position on the U.S. Quota in the IMF:						
U.S. Subscription to International Monetary Fund:						
Direct Quota Payments	.....	.....	.....	111,629	111,629	111,629
Maintenance of Value Adjustments	-1,210	-670	1,869	5,299	5,839	4,629
Letter of Credit Issued to IMF	44	1,479	186	-85,286	-83,851	-83,807
Dollar Deposits with the IMF	13	35	28	-375	-353	-340
Receivable/Payable (-) for Interim Maintenance of Value Adjustments	855	468	-1,364	1,476	1,088	1,943
Balance	-299	1,311	719	32,743	34,353	34,054
Loans to International Monetary Fund	.....	-12	.....	933	921	921
Other Cash and Monetary Assets	50	349	241	26,272	26,572	26,622
Total Cash and Monetary Assets	-66,540	-1,022	-156,898	433,782	499,300	432,760
Non-Federal Securities of the National Railroad Retirement Investment Trust						
Net Activity, Guaranteed Loan Financing (See Schedule E)	910	360	-950	28,087	27,537	28,447
Net Activity, Direct Loan Financing (See Schedule E)	32,628	73,232	44,543	-156,439	-115,835	-83,207
Net Activity, Direct Loan Financing (See Schedule E)	12,945	23,419	7,483	1,595,079	1,605,552	1,618,498
Miscellaneous Asset Accounts	417	1,227	1,098	-590	220	637
<b>Total Asset Accounts</b>	<b>-19,641</b>	<b>97,216</b>	<b>-104,724</b>	<b>1,899,918</b>	<b>2,016,775</b>	<b>1,997,134</b>
<b>Excess of Liabilities (+) or Assets (-)</b>	<b>191,335</b>	<b>356,238</b>	<b>428,832</b>	<b>20,912,045</b>	<b>21,076,948</b>	<b>21,268,283</b>
Transactions Not Applied to Current Year's Surplus or Deficit (See Schedule A for Details)						
	.....	152	505	.....	152	152
<b>Total Budget and Off-Budget Federal Entities (Financing of Deficit (+) or Disposition of Surplus (-))</b>	<b>191,335</b>	<b>356,390</b>	<b>429,337</b>	<b>20,912,045</b>	<b>21,077,100</b>	<b>21,268,435</b>

1 Major sources of information used to determine Treasury's operating cash balance include Federal Reserve Banks, Treasury Regional Finance Centers, Internal Revenue Service Centers, various electronic systems, and information on the Public Debt. Information is presented on a modified cash basis. Deposits are

reflected as received and withdrawals are reflected as processed.

Note: Details may not add to totals due to rounding.

... No Transactions

**Table 6. Schedule A-Analysis of Change in Excess of Liabilities of the U.S. Government, November 2021 and Other Periods**

Classification	[\$ millions]		
	This Month	Fiscal Year to Date	
		This Year	Prior Year
<b>Excess of Liabilities Beginning of Period:</b>			
Based on Composition of Unified Budget in Preceding Period	21,076,948	20,912,045	18,057,271
Adjustments During Current Fiscal Year for Changes in Composition of Unified Budget:			
Revisions by Federal Agencies to the Prior Budget Results	.....	.....	82,592
Excess of Liabilities Beginning of Period (Current Basis)	21,076,948	20,912,045	18,139,863
<b>Budget Surplus (-) or Deficit:</b>			
Based on Composition of Unified Budget in Prior Fiscal Year	191,335	356,390	429,337
Total Surplus (-) or Deficit (Table 2)	191,335	356,390	429,337
Total-On-Budget (Table 2)	175,267	327,944	401,474
Total-Off-Budget (Table 2)	16,068	28,447	27,863
<b>Transactions Not Applied to Current Year's Surplus or Deficit:</b>			
Other	.....	-152	-505
Total-Transactions Not Applied to Current Year's Surplus or Deficit	.....	-152	-505
<b>Excess of Liabilities Close of Period</b>	<b>21,268,283</b>	<b>21,268,283</b>	<b>18,568,694</b>

Note: Details may not add to totals due to rounding.

... No Transactions

**Table 6. Schedule B-Securities Issued by Federal Agencies Under Special Financing Authorities, November 2021 and Other Periods**

Classification	Net Transactions (-) denotes net reduction of liability accounts			Account Balances Current Fiscal Year		
	This Month	Fiscal Year to Date		Beginning of		Close of This Month
		This Year	Prior Year	This Year	This Month	
<b>Agency Securities, Issued Under Special Financing Authorities:</b>						
Obligations Guaranteed by the United States, Issued By:						
Department of Housing and Urban Development:						
Federal Housing Administration	.....	.....	.....	19	19	19
Obligations Not Guaranteed by the United States, Issued By:						
Legislative Branch:						
Architect of the Capitol	(**)	1	1	45	45	46
Independent Agencies:						
Federal Communications Commission	.....	.....	.....	(**)	(**)	(**)
National Archives and Records Administration	.....	.....	.....	(**)	(**)	(**)
Tennessee Valley Authority	350	746	58	19,438	19,834	20,184
<b>Total Agency Securities</b>	<b>350</b>	<b>747</b>	<b>59</b>	<b>19,502</b>	<b>19,898</b>	<b>20,248</b>

Note: Details may not add to totals due to rounding.

(\*\*) Less than absolute value of \$500,000

... No Transactions

**Table 6. Schedule C (Memorandum)-Federal Agency Borrowing Financed Through the Issue of Treasury Securities, November 2021 and Other Periods**

Classification	[\$ millions]					
	Transactions			Account Balances Current Fiscal Year		
	This Month	Fiscal Year to Date		Beginning of		Close of This Month
This Year		Prior Year	This Year	This Month		
<b>Borrowing from the US Treasury:</b>						
Department of Agriculture:						
Farm Service Agency:						
Commodity Credit Corporation	2,405	10,351	-10,133	13,594	21,539	23,945
Agricultural Credit Insurance Fund	201	415	417	16,538	16,753	16,954
Farm Storage Facility Loans	.....	234	243	1,460	1,694	1,694
Apple Loans Fund	.....	.....	.....	(**)	(**)	(**)
Emergency Boll Weevil Loan Fund	(**)	(**)	-3	(**)	(**)	(**)
Rural Housing Service:						
Rural Housing Insurance	80	153	124	17,957	18,030	18,110
Rural Community Facility Loans Fund	28	108	351	11,796	11,876	11,903
Multifamily Housing Revitalization Loan Account	4	4	4	533	533	537
Rural Business - Cooperative Service:						
Rural Business and Industry Loans	.....	.....	.....	88	88	88
Rural Development Loan Fund	(**)	1	1	291	291	292
Rural Economic Development Loan Fund	2	4	9	231	233	235
Renewable Energy Guaranteed Loan Account	.....	.....	.....	1	1	1
Rural Microenterprise Investment Loans	(**)	(**)	(**)	42	42	42
Biorefinery Assistance Loan Account	.....	.....	.....	5	5	5
Rural Utilities Service:						
Rural Water and Waste Disposal Fund	81	219	146	14,510	14,648	14,729
Rural Electrification and Telecommunications Fund	36	53	53	6,100	6,118	6,154
Rural Telephone Bank	.....	.....	.....	72	72	72
Distance Learning and Telemedicine Program	14	26	4	514	526	539
Foreign Agricultural Service	.....	.....	.....	317	317	317
Department of Commerce:						
National Oceanic and Atmospheric Administration:						
Fisheries Finance	(**)	50	45	387	436	437
Department of Defense--Military Programs:						
Family Housing Improvement Loans	-6	-6	24	1,600	1,600	1,594
Department of Education:						
College Housing and Academic Facilities Loans	(**)	-7	.....	9	2	2
Historically Black College and University Capital Financing Fund	.....	.....	.....	257	257	257
Federal Direct Student Loans	.....	37,087	42,561	1,155,827	1,192,915	1,192,915
Teach Grant Loans	-1	23	24	637	661	660
Temporary Student Loan Purchase Authority	-7	-7	.....	29,914	29,914	29,908
Federal Family Education Loans	.....	.....	.....	34,737	34,737	34,737
Department of Energy:						
Bonneville Power Administration Fund	.....	-8	-6	5,629	5,621	5,621
Western Area Power Administration - Recovery Act	.....	.....	.....	76	76	76
Advanced Technology Vehicles Manufacturing Loans	.....	.....	.....	582	582	582
Title 17 Innovative Technology Loans	.....	.....	9	681	681	681
Department of Health and Human Services:						
Consumer Operated and Oriented Plan	.....	.....	.....	369	369	369
Consumer Operated and Oriented Plan Program Contingency Fund	.....	.....	.....	100	100	100
Department of Homeland Security:						
National Flood Insurance Fund	.....	.....	.....	20,525	20,525	20,525
Disaster Assistance Loan Fund	(**)	(**)	8	93	93	93
Department of Housing and Urban Development:						
Public and Indian Housing Programs:						
Low-Rent Public Housing - Loans and Other Expenses	.....	.....	.....	(**)	(**)	(**)
Native Hawaiian Housing Loans	.....	(**)	(**)	(**)	(**)	(**)
Housing Programs:						
Emergency Homeowners' Relief Fund	.....	.....	.....	2	2	2
Federal Housing Administration	.....	.....	.....	66,271	66,271	66,271
Home Ownership Preservation Equity Fund	.....	.....	.....	6	6	6
Green Retrofit Program for Multifamily Housing-Recovery Act	.....	.....	.....	10	10	10
Department of the Interior:						
Bureau of Indian Affairs and Bureau of Indian Education	.....	.....	.....	1	1	1
Bureau of Reclamation Loan Fund	.....	.....	.....	27	27	27

**Table 6. Schedule C (Memorandum)-Federal Agency Borrowing Financed Through the Issue of Treasury Securities, November 2021 and Other Periods - Continued**

Classification	Transactions			Account Balances Current Fiscal Year		
	This Month	Fiscal Year to Date		Beginning of		Close of This Month
		This Year	Prior Year	This Year	This Month	
<b>Borrowing from the US Treasury: - Continued</b>						
Assistance to American Samoa Loan Fund	(**)	(**)	(**)	7	7	7
Department of Labor:						
Black Lung Disability Trust Fund	.....	.....	.....	4,621	4,621	4,621
Department of State:						
Repatriation Loans	.....	1	1	4	5	5
Department of Transportation:						
Federal Highway Administration:						
Transportation Infrastructure Finance and Innovation Fund	92	140	216	13,904	13,951	14,044
Federal Railroad Administration:						
Railroad Rehabilitation and Improvement Loan Fund	338	338	.....	749	749	1,087
Other	.....	.....	.....	(**)	(**)	(**)
Maritime Administration:						
Maritime Guaranteed Loan (Title XI) Fund	.....	.....	.....	101	101	101
Department of the Treasury:						
Departmental Offices:						
Community Development Financial Institutions Fund	(**)	(**)	1	100	100	101
Temporary Credit and Liquidity Program	.....	.....	.....	1,331	1,331	1,331
Troubled Asset Relief Program	.....	.....	.....	17	17	17
Small Business Lending Financing Fund	.....	.....	.....	34	34	34
ESF - Economic Stabilization Program	-5,139	-5,139	371	23,998	23,998	18,859
Federal Financing Bank Revolving Fund	635	802	993	70,500	70,668	71,302
Department of Veterans Affairs:						
Veterans Housing Benefit Program Fund	.....	.....	613	471	471	471
Native American Veteran Housing Fund	.....	.....	6	87	87	87
Vocational Rehabilitation Loan Fund	.....	.....	2	1	1	1
Environmental Protection Agency:						
Water Infrastructure Finance and Innovation Loan Program	149	238	67	747	836	985
International Assistance Programs:						
International Security Assistance:						
Foreign Military Loan Program	.....	.....	.....	1,613	1,613	1,613
Military Debt Reduction	.....	.....	.....	39	39	39
United States International Development Finance Corporation	298	693	481	7,724	8,119	8,417
Small Business Administration:						
Business Loan Fund	.....	15	9	2,457	2,472	2,472
Disaster Loan Fund	19,000	31,599	11,914	260,198	272,797	291,797
Independent Agencies:						
Export-Import Bank of the United States	(**)	1	1	14,531	14,532	14,532
Presidio Trust	.....	.....	.....	62	62	62
Railroad Retirement Board:						
Social Security Equivalent Benefit Account	333	759	886	4,567	4,994	5,326
Smithsonian Institution:						
John F. Kennedy Center Parking Facilities	.....	.....	.....	20	20	20
Other:						
Borrowing from the US Treasury - Other	.....	.....	(**)	(**)	(**)	(**)
<b>Total Borrowing from the US Treasury</b>	<b>18,543</b>	<b>78,147</b>	<b>49,443</b>	<b>1,809,674</b>	<b>1,869,279</b>	<b>1,887,822</b>
<b>Borrowing from the Federal Financing Bank:</b>						
Department of Agriculture:						
Rural Utilities Service:						
Rural Electrification and Telecommunications Fund	649	742	593	48,742	48,835	49,484
Department of Education:						
Historically Black College and University Capital Financing Fund	15	29	20	160	175	190
Department of Energy:						
Advanced Technology Vehicles Manufacturing Loans	.....	.....	.....	437	437	437
Title 17 Innovative Technology Loans	-33	-78	357	15,175	15,131	15,097
Department of Health and Human Services:						
Health Maintenance Organization Loan and Loan Guarantee Fund	.....	.....	.....	(**)	(**)	(**)
Department of Housing and Urban Development:						
Housing Programs:						
Federal Housing Administration	-3	(**)	3	2,630	2,633	2,630
Department of Transportation:						

**Table 6. Schedule C (Memorandum)-Federal Agency Borrowing Financed Through the Issue of Treasury Securities, November 2021 and Other Periods - Continued**

[\$ millions]

Classification	Transactions			Account Balances Current Fiscal Year		
	This Month	Fiscal Year to Date		Beginning of		Close of This Month
		This Year	Prior Year	This Year	This Month	
<b>Borrowing from the Federal Financing Bank: - Continued</b>						
Maritime Administration:						
Maritime Guaranteed Loan (Title XI) FFB Financing Account	.....	-4	-4	312	308	308
Department of the Treasury:						
Departmental Offices:						
Community Development Financial Institutions Fund	7	9	18	1,208	1,209	1,217
Department of Veterans Affairs:						
Guaranteed Transitional Housing Loans for Homeless Veterans	.....	.....	.....	4	4	4
Independent Agencies:						
Postal Service	.....	.....	.....	11,000	11,000	11,000
<b>Total Borrowing from the Federal Financing Bank</b>	<b>635</b>	<b>698</b>	<b>988</b>	<b>79,667</b>	<b>79,731</b>	<b>80,365</b>

Note: Details may not add to totals due to rounding.

Note: This table includes lending by the Federal Financing Bank accomplished by the purchase of agency financial assets, by the acquisition of agency debt securities, and by direct loans on behalf of an agency. The Federal Financing Bank borrows from Treasury and issues its own securities and in turn may loan

these funds to agencies in lieu of agencies borrowing directly through Treasury or issuing their own securities.

... No Transactions

(\*\*) Less than absolute value of \$500,000

**Table 6. Schedule D-Investments of Federal Government Accounts in Federal Securities, November 2021 and Other Periods**  
 [\$ millions]

Classification	Net Purchases or Sales (-)			Securities Held as Investments Current Fiscal Year		
	This Month	Fiscal Year to Date		Beginning of		Close of This Month
		This Year	Prior Year	This Year	This Month	
<b>Federal Funds:</b>						
Department of Agriculture	53	53	.....	250	250	303
Department of Commerce	.....	2	2	.....	2	2
Department of Defense--Military Programs:						
Defense Cooperation Account	.....	.....	.....	8	8	8
Department of Energy	-32	1,403	87	55,662	57,098	57,066
Department of Health and Human Services	.....	19,181	15,968	.....	19,181	19,181
Department of Homeland Security	.....	.....	3	1,342	1,342	1,342
Department of Housing and Urban Development:						
Housing Programs:						
Federal Housing Administration Fund	-2,569	-1,739	1,590	94,132	94,962	92,393
Government National Mortgage Association:						
Guarantees of Mortgage-Backed Securities	1	2	2,322	14,294	14,294	14,295
Department of the Interior	63	1,754	82	12,806	14,497	14,560
Department of Justice	(**)	(**)	(**)	168	168	168
Department of Labor	-460	2,989	3,849	50,341	53,790	53,330
Department of State:						
Foreign Service Retirement and Disability Fund	(**)	1	2	44	46	46
Other	.....	.....	.....	12	12	12
Department of Transportation	.....	98	-296	2,249	2,347	2,347
Department of the Treasury	-243	-292	143	24,742	24,693	24,450
Department of Veterans Affairs:						
Veterans Reopened Insurance Fund	-1	-1	-2	49	49	48
Servicemen'S Group Life Insurance Fund	200	200	387	2,523	2,523	2,723
Other Defense Civil Programs:						
Uniformed Services Retiree Health Care Fund	345	15,800	13,729	289,738	305,193	305,538
International Assistance Programs	129	129	32	6,128	6,128	6,257
Office of Personnel Management:						
Postal Service Contributions	-81	-682	-653	38,849	38,247	38,167
Independent Agencies:						
Federal Deposit Insurance Corporation:						
Deposit Insurance Fund	810	516	-85	115,527	115,232	116,043
FSLIC Resolution Fund	(**)	(**)	(**)	882	882	882
Federal Housing Finance Agency	-27	85	123	130	242	215
National Credit Union Administration	87	1,090	390	19,804	20,807	20,894
Postal Service	803	-1,293	-940	24,655	22,559	23,362
Other						
Treasury Securities	-15	-860	-200	11,120	10,275	10,260
Other	-52	179	-1,939	2,135	2,367	2,314
Total Treasury Securities	-990	38,614	34,595	767,591	807,195	806,205
<b>Total Federal Funds</b>	<b>-990</b>	<b>38,614</b>	<b>34,595</b>	<b>767,591</b>	<b>807,195</b>	<b>806,205</b>
<b>Trust Funds:</b>						
Legislative Branch:						
Library of Congress	(**)	-1	(**)	36	35	35
United States Tax Court	(**)	(**)	(**)	13	13	13
Other	(**)	1	1	35	36	36
Judicial Branch:						
Judicial Retirement Funds	30	31	35	1,610	1,610	1,640
Department of Agriculture	92	92	.....	6	6	98
Department of Commerce	7	7	11	12,159	12,159	12,166
Department of Defense--Military Programs:						
Voluntary Separation Incentive Fund	-1	5	7	62	68	67
Other	-123	-158	-85	1,807	1,771	1,649
Department of Health and Human Services:						
Federal Supplementary Medical Insurance Trust Fund	-4,034	-3,530	43,943	170,677	171,181	167,147
Other	773	916	-2,836	140,251	140,394	141,168
Department of Homeland Security	77	206	165	10,059	10,189	10,266
Department of the Interior	1	-22	-1	96	73	74
Department of Labor:						
Unemployment Trust Fund	9,720	8,849	11,582	53,135	52,264	61,984
Other	-7	3	5	46	56	49
Department of State:						
Foreign Service Retirement and Disability Fund	-50	-101	-102	20,347	20,297	20,246

**Table 6. Schedule D-Investments of Federal Government Accounts in Federal Securities, November 2021 and Other Periods - Continued**  
 [\$ millions]

Classification	Net Purchases or Sales (-)			Securities Held as Investments Current Fiscal Year		
	This Month	Fiscal Year to Date		Beginning of		Close of This Month
		This Year	Prior Year	This Year	This Month	
<b>Trust Funds - Continued</b>						
Other	.....	4	-3	46	50	50
Department of Transportation:						
Airport and Airway Trust Fund	1,088	-1,936	11,888	15,902	12,878	13,966
Highway Trust Fund	315	2,348	12,384	12,043	14,076	14,392
Department of the Treasury	-122	-209	-197	3,995	3,908	3,786
Department of Veterans Affairs:						
General Post Fund, National Homes	.....	.....	.....	90	90	90
National Service Life Insurance	-36	-64	-77	1,476	1,447	1,412
United States Government Life Insurance Fund	(**)	(**)	(**)	2	2	2
Veterans Special Life Insurance Fund	-14	-26	-28	1,064	1,052	1,038
Corps of Engineers	174	306	268	9,451	9,583	9,757
Other Defense Civil Programs:						
Military Retirement Fund	746	111,246	92,516	1,032,000	1,142,500	1,143,246
Other	-9	-18	-24	1,104	1,094	1,085
Environmental Protection Agency	-103	39	-158	6,085	6,227	6,124
National Aeronautics and Space Administration	.....	.....	.....	15	15	15
Office of Personnel Management:						
Civil Service Retirement and Disability Fund						
Treasury Securities	.....	-14,570	-6,980	925,846	911,276	911,276
Employees Life Insurance Fund	10	43	89	50,151	50,184	50,194
Employees and Retired Employees Health Benefits Fund	-5	181	492	27,978	28,164	28,159
Social Security Administration:						
Federal Old-Age and Survivors Insurance Trust Fund	-16,693	-26,087	-25,024	2,755,785	2,746,390	2,729,698
Federal Disability Insurance Trust Fund	-106	-907	-2,072	98,032	97,231	97,125
Independent Agencies:						
Harry S Truman Scholarship Foundation	.....	.....	-4	20	20	20
Japan-United States Friendship Commission	.....	.....	.....	36	36	36
Railroad Retirement Board						
Treasury Securities	-389	-486	71	2,589	2,492	2,103
Agency Securities	.....	(**)	.....	1	1	1
Other						
Treasury Securities	-27	-89	12	1,399	1,337	1,309
<b>Total Treasury Securities</b>	<b>-8,685</b>	<b>76,071</b>	<b>135,879</b>	<b>5,355,447</b>	<b>5,440,203</b>	<b>5,431,518</b>
Total Agency Securities	.....	(**)	.....	1	1	1
<b>Total Trust Funds</b>	<b>-8,685</b>	<b>76,071</b>	<b>135,879</b>	<b>5,355,448</b>	<b>5,440,204</b>	<b>5,431,519</b>
<b>Grand Total</b>	<b>-9,675</b>	<b>114,685</b>	<b>170,474</b>	<b>6,123,040</b>	<b>6,247,399</b>	<b>6,237,725</b>

Note: Details may not add to totals due to rounding.

Note: Investments are in Treasury securities unless otherwise noted.

... No Transactions

(\*\*) Less than absolute value of \$500,000

**Table 6. Schedule E-Net Activity, Guaranteed and Direct Loan Financing, November 2021 and Other Periods**  
 [\$ millions]

Classification	Net Transactions (-) denotes net reduction of asset accounts			Account Balances Current Fiscal Year		
	This Month	Fiscal Year to Date		Beginning of		Close of This Month
		This Year	Prior Year	This Year	This Month	
<b>Guaranteed Loan Financing Activity:</b>						
Department of Agriculture:						
Farm Service Agency:						
Commodity Credit Corporation Export Fund	-2	-2	-2	147	147	145
Agricultural Credit Insurance Fund	-2	-3	4	-143	-144	-146
Natural Resources Conservation Service:						
Agricultural Resource Conservation Demonstration Program	.....	.....	.....	(**)	(**)	(**)
Rural Housing Service:						
Rural Community Facility Loans	(**)	-1	(**)	-18	-18	-19
Rural Housing Insurance Fund	-20	-50	-49	220	189	169
Rural Business - Cooperative Service:						
Rural Business and Industry Loans	-7	-8	-12	-134	-136	-142
Renewable Energy Guaranteed Loan Account	-1	-1	(**)	-27	-27	-28
Biorefinery Assistance Loan Account	.....	.....	.....	-76	-76	-76
Rural Utilities Service:						
Rural Water and Waste Disposal Fund	(**)	(**)	.....	-25	-25	-25
Department of Commerce:						
General Administration:						
Emergency Oil, Gas, and Steel Account	.....	.....	.....	5	5	5
Department of Defense--Military Programs						
.....						
Department of Education:						
Office of Student Financial Assistance:						
Federal Family Education Loans	-458	-776	-740	15,256	14,938	14,480
Department of Energy:						
Title 17 Innovative Technology Loans	.....	.....	(**)	-121	-121	-121
Department of Health and Human Services:						
Health Resources and Services Administration:						
Health Center Loans	.....	.....	.....	-1	-1	-1
Health Education Assistance Loans	.....	.....	.....	-70	-70	-70
Department of Housing and Urban Development:						
Public and Indian Housing Programs:						
Indian Housing Loans	-1	-3	-4	-141	-143	-144
Native Hawaiian Housing Loans	(**)	(**)	(**)	-1	-1	-1
Community Planning and Development:						
Community Development Loans	(**)	(**)	(**)	-7	-7	-7
Housing Programs:						
FHA-Mutual Mortgage Insurance Loans	81	103	398	52,649	52,671	52,752
FHA-General and Special Risk Fund	-37	-13	271	4,354	4,378	4,341
Home Ownership Preservation Entity Fund	(**)	(**)	(**)	1	1	1
Government National Mortgage Association:						
Guarantees of Mortgage-Backed Securities	-155	-310	-303	5,955	5,800	5,645
Department of the Interior:						
Bureau of Indian Affairs and Bureau of Indian Education	(**)	(**)	(**)	-78	-78	-78
Department of Transportation:						
Office of the Secretary:						
Minority Business Resource Center Fund	.....	.....	.....	(**)	(**)	(**)
Federal Highway Administration:						
Transportation Infrastructure Finance and Innovation Fund	.....	.....	.....	(**)	(**)	(**)
Maritime Administration:						
Maritime Guaranteed Loan (Title XI) Fund	(**)	(**)	(**)	-51	-51	-52
Department of the Treasury:						
Departmental Offices:						
Air Transportation Stabilization Fund	.....	.....	.....	(**)	(**)	(**)
Troubled Assets Insurance Financing Fund	.....	.....	.....	(**)	(**)	(**)
Troubled Asset Relief Program	.....	.....	.....	-1	-1	-1
Department of Veterans Affairs:						
Veterans Benefits Administration:						
Veterans Housing Benefit Program Fund	-202	-422	-246	-8,214	-8,434	-8,636
International Assistance Programs:						
Agency for International Development:						



**Table 6. Schedule E-Net Activity, Guaranteed and Direct Loan Financing, November 2021 and Other Periods - Continued**  
 [\$ millions]

Classification	Net Transactions (-) denotes net reduction of asset accounts			Account Balances Current Fiscal Year		
	This Month	Fiscal Year to Date		Beginning of		Close of This Month
		This Year	Prior Year	This Year	This Month	
<b>Guaranteed Loan Financing Activity: - Continued</b>						
Ukraine Export Credit Insurance Fund	.....	.....	.....	-267	-267	-267
Loan Guarantees to Israel	.....	.....	.....	-1,034	-1,034	-1,034
Urban and Environmental Credit Guaranteed Loans	.....	.....	.....	-38	-38	-38
Microenterprise and Small Enterprise Development	.....	.....	.....	(**)	(**)	(**)
Development Credit Authority Loan Fund	.....	.....	.....	-99	-99	-99
Tunisia Loan Fund	.....	.....	.....	-1,074	-1,074	-1,074
Overseas Private Investment Corporation	.....	.....	.....	278	278	278
United States International Development Finance Corporation	63	205	92	-7	135	198
Microenterprise and Small Enterprise Development	.....	.....	.....	(**)	(**)	(**)
Urban and Environmental Credit	1	1	1	10	10	11
Small Business Administration:						
Business Loan Fund	32,982	73,660	44,909	-224,092	-183,414	-150,432
Independent Agencies:						
Export-Import Bank of the United States	-40	-150	127	-44	-155	-195
<b>Net Activity, Guaranteed Loan Financing</b>	<b>32,204</b>	<b>72,231</b>	<b>44,446</b>	<b>-156,935</b>	<b>-116,907</b>	<b>-84,704</b>
<b>Direct Loan Financing Activity:</b>						
Department of Agriculture:						
Farm Service Agency:						
Agricultural Credit Insurance Fund	-21	30	4	14,015	14,066	14,045
Farm Storage Facility Loans	11	22	17	1,032	1,043	1,054
Apple Loans Fund	.....	.....	.....	(**)	(**)	(**)
Emergency Boll Weevil Loan Fund	.....	.....	-2	(**)	(**)	(**)
Rural Housing Service:						
Rural Community Facility Loans Fund	-81	-71	218	10,970	10,980	10,899
Rural Housing Insurance Fund	-102	-218	-169	15,370	15,254	15,152
Multifamily Housing Revitalization Loan Account	2	1	2	524	523	525
Rural Business - Cooperative Service:						
Rural Business and Industry Loan Fund	(**)	(**)	(**)	-1	-1	-1
Rural Development Loan Fund	-2	-6	-5	260	256	254
Rural Economic Development Loan Fund	-2	-4	5	184	183	181
Rural Microenterprise Investment Loans	(**)	-1	(**)	39	38	38
Rural Utilities Service:						
Rural Water and Waste Disposal Loans	-10	-2	-112	12,788	12,796	12,786
Rural Electrification and Telecommunications Fund	629	675	574	50,771	50,816	51,445
Rural Telephone Bank	(**)	-1	-1	62	61	61
Distance Learning and Telemedicine Program	-2	4	-19	478	485	482
Rural Development Insurance Fund	.....	.....	.....	1,065	1,065	1,065
Foreign Agricultural Service:						
P.L. 480 Direct Loan Fund	-12	-17	-18	290	285	273
International Debt Reduction	(**)	(**)	(**)	-84	-84	-84
Department of Commerce:						
National Oceanic and Atmospheric Administration:						
Fisheries Finance	(**)	2	(**)	359	361	361
Department of Defense--Military Programs	-17	-25	10	1,597	1,590	1,572
Department of Education:						
Office of Postsecondary Education:						
College Housing and Academic Facilities Loans	(**)	(**)	(**)	2	2	2
Historically Black College and University Capital Financing Fund	15	29	66	130	144	159
Office of Student Financial Assistance:						
Federal Direct Student Loans	926	3,103	4,178	1,119,566	1,121,743	1,122,669
Teach Grant Loans	3	-7	(**)	596	586	589
Temporary Student Loan Purchase Authority	-208	-328	-342	43,452	43,331	43,124
Department of Energy:						
Advanced Technology Vehicles Manufacturing Loans	.....	.....	.....	1,005	1,005	1,005
Title 17 Innovative Technology Loans	-33	-78	367	15,015	14,971	14,937
Department of Health and Human Services:						
Consumer Operated and Oriented Plan	-2	-2	-13	61	61	59
Consumer Operated and Oriented Plan Program Contingency Fund	-1	-1	-1	49	49	48
Department of Homeland Security:						

**Table 6. Schedule E-Net Activity, Guaranteed and Direct Loan Financing, November 2021 and Other Periods - Continued**

[\$ millions]

Classification	Net Transactions (-) denotes net reduction of asset accounts			Account Balances Current Fiscal Year		
	This Month	Fiscal Year to Date		Beginning of		Close of This Month
		This Year	Prior Year	This Year	This Month	
<b>Direct Loan Financing Activity: - Continued</b>						
Disaster Assistance Loan Fund	-3	-5	7	56	54	52
Department of Housing and Urban Development:						
Housing Programs:						
Emergency Homeowners' Relief Fund	.....	(**)	(**)	1	1	1
FHA-Mutual Mortgage Insurance Loans	.....	.....	.....	(**)	(**)	(**)
FHA-General and Special Risk Fund	-3	-1	4	2,526	2,528	2,525
Green Retrofit Program for Multifamily Housing Fund	.....	-1	-1	10	9	9
Department of the Interior:						
Bureau of Reclamation	.....	(**)	.....	28	28	28
Bureau of Indian Affairs and Bureau of Indian Education	(**)	(**)	(**)	1	1	1
Assistance to American Samoa Loan Fund	.....	.....	.....	7	7	7
Department of State:						
Administration of Foreign Affairs:						
Repatriation Loans	(**)	-1	-1	-1	-2	-2
Department of Transportation:						
Federal Highway Administration:						
Transportation Infrastructure Finance and Innovation Fund	-13	-546	-164	12,385	11,852	11,838
Tiger Tifia Loan Fund	(**)	(**)	(**)	62	62	62
Federal Railroad Administration:						
Railroad Rehabilitation and Improvement Loan Fund	(**)	-1	-42	541	540	539
Maritime Administration:						
Maritime Guaranteed Loan (Title XI) FFB Financing Account	.....	-4	-4	300	296	296
Department of the Treasury:						
Departmental Offices:						
Community Development Financial Institutions Fund	7	9	18	1,306	1,307	1,314
GSE Mortgage-Backed Securities Purchase Program	.....	.....	.....	4,613	4,613	4,613
Temporary Credit and Liquidity Program	-26	-111	-547	1,257	1,172	1,146
Troubled Asset Relief Program	(**)	(**)	(**)	13	13	13
Small Business Lending Program	.....	-1	-1	31	30	30
ESF - Economic Stabilization Program	-5,604	-5,606	367	23,468	23,465	17,862
Bureau of the Fiscal Service	.....	.....	.....	(**)	(**)	(**)
Department of Veterans Affairs:						
Veterans Benefits Administration:						
Veterans Housing Benefit Program Fund	-5	-12	-10	395	388	383
Native American Veteran Housing Fund	(**)	(**)	(**)	60	59	59
Transitional Housing Loans	(**)	(**)	(**)	-1	-1	-1
Vocational Rehabilitation Loan Fund	(**)	(**)	(**)	(**)	(**)	(**)
Environmental Protection Agency:						
Water Infrastructure Finance and Innovation Loan Program	149	238	67	716	805	954
International Assistance Programs:						
International Security Assistance:						
Foreign Military Loan Program	.....	.....	.....	1,558	1,558	1,558
Military Debt Reduction	.....	.....	.....	39	39	39
Agency for International Development:						
International Debt Reduction	.....	.....	.....	-172	-172	-172
Overseas Private Investment Corporation	.....	.....	.....	2,902	2,902	2,902
International Monetary Programs	.....	.....	.....	-278	-278	-278
United States International Development Finance Corporation	145	317	227	3,291	3,463	3,608
International Debt Reduction	.....	.....	.....	-19	-19	-19
Small Business Administration:						
Business Loan Fund	(**)	1	-1	183	184	184
Disaster Loan Fund	15,618	24,007	2,603	239,986	248,375	263,993
Independent Agencies:						
Export-Import Bank of the United States	-11	-52	-63	8,831	8,790	8,779
Federal Communications Commission:						
Spectrum Auction Loan Fund	(**)	(**)	.....	(**)	(**)	(**)
<b>Net Activity, Direct Loan Financing</b>	<b>11,345</b>	<b>21,337</b>	<b>7,217</b>	<b>1,593,687</b>	<b>1,603,679</b>	<b>1,615,024</b>

Note: Details may not add to totals due to rounding.

Note: Federal credit programs provide benefits to the public in the form of direct loans and loan guarantees. This table reflects cash transactions and balances of the nonbudgetary financing fund accounts that result from the disbursement of loans, collection of fees, repayment of principal, sale of collateral, interest, and subsidy received from the credit program accounts at

net present value in accordance with the Credit Reform Act of 1990. Unreimbursed costs such as administrative expenses and subsidy payments are reported on a cash basis and included within each program's budgetary totals in Table 5.

... No Transactions

(\*\*) Less than absolute value of \$500,000

**Table 7. Receipts and Outlays of the U.S. Government by Month, Fiscal Year 2022**

[\$ millions]

Classification	Oct.	Nov.	Dec.	Jan.	Feb.	March	April	May	June	July	Aug.	Sept.	Fiscal Year to Date	Comparable Period Prior F.Y.
<b>Receipts:</b>														
Individual Income Taxes	143,908	138,186											282,094	202,523
Corporation Income Taxes	15,707	-321											15,385	5,960
<b>Social Insurance and Retirement Receipts:</b>														
Employment and General Retirement	96,588	104,563											201,151	194,900
Unemployment Insurance	2,433	11,555											13,987	5,701
Other Retirement	571	563											1,134	988
Excise Taxes	5,586	7,775											13,360	10,349
Estate and Gift Taxes	2,458	1,804											4,262	3,987
Customs Duties	7,770	7,816											15,586	12,121
Miscellaneous Receipts	8,908	9,267											18,175	20,721
<b>Total--Receipts This Year</b>	<b>283,927</b>	<b>281,208</b>											<b>565,135</b>	<b>.....</b>
<b>(On-Budget)</b>	<b>212,635</b>	<b>204,153</b>											<b>416,788</b>	<b>.....</b>
<b>(Off-Budget)</b>	<b>71,292</b>	<b>77,055</b>											<b>148,347</b>	<b>.....</b>
<i>Total--Receipts Prior Year</i>	<i>237,697</i>	<i>219,553</i>											<i>.....</i>	<i>457,250</i>
<i>(On-Budget)</i>	<i>168,234</i>	<i>144,274</i>											<i>.....</i>	<i>312,508</i>
<i>(Off-Budget)</i>	<i>69,463</i>	<i>75,279</i>											<i>.....</i>	<i>144,742</i>
<b>Outlays:</b>														
Legislative Branch	508	548											1,056	973
Judicial Branch	815	738											1,553	1,494
<b>Department of Agriculture:</b>														
Commodity Credit Corporation	4,186	2,104											6,290	10,121
Foreign Agricultural Service	175	345											519	470
Other	21,506	21,180											42,687	40,506
Department of Commerce	801	1,978											2,778	2,682
<b>Department of Defense--Military Programs:</b>														
Military Personnel	30,686	12,687											43,373	43,087
Operation and Maintenance	21,442	22,003											43,445	45,947
<b>International Reconstruction and Other Assistance</b>														
Procurement	8,679	15,516											24,195	19,651
Research, Development, Test, and Evaluation	5,332	8,561											13,892	16,202
Military Construction	829	795											1,624	1,772
Family Housing	99	107											206	182
Revolving and Management Funds	-1,454	998											-456	1,242
Other	-131	150											19	-25
<b>Total Department of Defense--Military Programs</b>	<b>65,482</b>	<b>60,817</b>											<b>126,299</b>	<b>128,059</b>
Department of Education	14,669	11,543											26,212	14,785
Department of Energy	3,434	2,251											5,685	5,693
<b>Department of Health and Human Services:</b>														
National Institutes of Health	3,309	3,557											6,866	6,386
<b>Centers for Medicare and Medicaid Services:</b>														
Grants to States for Medicaid	43,372	44,289											87,662	79,209
Federal Hospital Insurance Trust Fund	25,276	27,662											52,938	54,799
Federal Supplementary Medical Insurance Trust Fund	40,022	44,028											84,050	86,246
Other	36,506	32,251											68,757	74,341
Administration for Children and Families	6,072	6,895											12,967	9,754
Other	-34,051	-24,483											-58,534	-76,976
Department of Homeland Security	6,339	8,079											14,418	20,762
Department of Housing and Urban Development	4,689	4,386											9,074	7,841
Department of the Interior	1,275	1,242											2,517	2,114
Department of Justice	2,760	3,546											6,306	5,888
<b>Department of Labor:</b>														
Unemployment Trust Fund	3,454	3,522											6,975	46,345
Other	-1,360	1,959											599	3,336
Department of State	2,184	4,044											6,229	5,915
<b>Department of Transportation:</b>														
Highway Trust Fund	3,727	3,506											7,233	7,732
Other	3,918	4,770											8,687	7,986
<b>Department of the Treasury:</b>														
Interest on Treasury Debt Securities (Gross)	18,939	36,029											54,968	52,819

**Table 7. Receipts and Outlays of the U.S. Government by Month, Fiscal Year 2022 - Continued**

[\$ millions]

Classification	Oct.	Nov.	Dec.	Jan.	Feb.	March	April	May	June	July	Aug.	Sept.	Fiscal Year to Date	Comparable Period Prior F.Y.
<b>Outlays: - Continued</b>														
Other	34,430	30,701											65,131	26,876
<b>Department of Veterans Affairs:</b>														
Compensation and Pensions	9,836	9,856											19,692	18,452
National Service Life	38	33											72	78
Other	12,059	10,318											22,377	20,241
Corps of Engineers	649	812											1,461	1,464
Other Defense Civil Programs	6,895	5,037											11,932	12,150
Environmental Protection Agency	786	758											1,544	1,499
Executive Office of the President	48	35											83	77
General Services Administration	-67	-53											-119	-179
<b>International Assistance Programs:</b>														
International Security Assistance	1,452	1,353											2,805	1,797
Multilateral Assistance	7	-3											4	32
Agency for International Development	563	1,140											1,703	1,707
Other	66	688											753	324
National Aeronautics and Space Administration	1,765	2,332											4,097	3,811
National Science Foundation	644	575											1,218	1,165
Office of Personnel Management	9,365	9,127											18,491	17,631
Small Business Administration	2,333	5,277											7,609	3,146
<b>Social Security Administration:</b>														
Federal Old-Age and Survivors Insurance Trust Fund (Off-Budget)	84,450	84,115											168,566	161,384
Federal Disability Insurance Trust Fund (Off-Budget)	11,871	11,549											23,421	23,946
Other	4,734	4,767											9,501	9,744
Deposit Insurance Fund	309	-797											-488	63
FSLIC Resolution Fund	(**)	(**)											(**)	(**)
<b>Postal Service:</b>														
Off-Budget:														
Public Enterprise Funds	1,926	-746											1,180	704
Other	47	.....											47	53
Tennessee Valley Authority	396	341											737	58
Other	3,659	2,484											6,143	6,825
<b>Undistributed Offsetting Receipts:</b>														
Employer Share, Employee Retirement	-27,176	-9,099											-36,274	-33,737
Interest Received by Trust Funds	9,958	-4,122											5,836	8,320
Rents and Royalties on the Outer Continental Shelf Lands	-67	-720											-788	-324
Other	.....	(**)											(**)	(**)
<b>Totals This Year:</b>														
<b>Total Outlays</b>	<b>448,983</b>	<b>472,543</b>											<b>921,526</b>	.....
<b>(On-Budget)</b>	<b>365,312</b>	<b>379,420</b>											<b>744,732</b>	.....
<b>(Off-Budget)</b>	<b>83,671</b>	<b>93,123</b>											<b>176,794</b>	.....
<b>Total-Surplus (+) or Deficit (-)</b>	<b>-165,055</b>	<b>-191,335</b>											<b>-356,390</b>	.....
<b>(On-Budget)</b>	<b>-152,677</b>	<b>-175,267</b>											<b>-327,944</b>	.....
<b>(Off-Budget)</b>	<b>-12,379</b>	<b>-16,068</b>											<b>-28,447</b>	.....
<b>Total Borrowing from the Public</b>	<b>356,602</b>	<b>7,512</b>											<b>364,114</b>	<b>329,866</b>
<i>Total-Outlays Prior Year</i>	<i>521,768</i>	<i>364,819</i>											.....	<i>886,587</i>
<i>(On-Budget)</i>	<i>439,355</i>	<i>274,627</i>											.....	<i>713,982</i>
<i>(Off-Budget)</i>	<i>82,413</i>	<i>90,192</i>											.....	<i>172,605</i>
<i>Total-Surplus (+) or Deficit (-) Prior Year</i>	<i>-284,071</i>	<i>-145,266</i>											.....	<i>-429,337</i>
<i>(On-Budget)</i>	<i>-271,120</i>	<i>-130,354</i>											.....	<i>-401,474</i>
<i>(Off-Budget)</i>	<i>-12,950</i>	<i>-14,913</i>											.....	<i>-27,863</i>

Note: Details may not add to totals due to rounding.

... No Transactions

(\*\*) Less than absolute value of \$500,000

**Table 8. Trust Fund Impact on Budget Results and Investment Holdings as of November 30, 2021**

[\$ millions]

Classification	This Month			Fiscal Year to Date			Securities Held as Investments Current Fiscal Year		
	Receipts	Outlays	Excess	Receipts	Outlays	Excess	Beginning of		Close of
							This Year	This Month	
<b>Trust Receipts, Outlays, and Investments Held:</b>									
Airport and Airway	1,648	906	742	1,988	3,145	-1,157	15,902	12,878	13,966
Black Lung Disability	35	16	19	42	32	10	.....	.....	.....
Federal Disability Insurance	11,436	11,549	-113	22,436	23,421	-985	98,032	97,231	97,125
Federal Employees Life and Health	.....	-5	5	.....	-198	198	78,130	78,348	78,353
Federal Employees Retirement	4,794	7,724	-2,929	9,491	15,757	-6,267	947,816	933,196	933,175
Federal Hospital Insurance	28,571	27,847	723	54,411	53,263	1,148	.....	.....	.....
Federal Old-Age and Survivors Insurance	67,415	84,115	-16,700	142,331	168,566	-26,235	2,755,785	2,746,390	2,729,698
Federal Supplementary Medical Insurance	41,169	44,028	-2,859	84,960	84,050	910	170,677	171,181	167,147
Hazardous Substance Superfund	20	113	-93	246	251	-5	5,048	5,163	5,041
Highways	4,345	4,089	256	5,247	8,354	-3,106	12,043	14,076	14,392
Military Advances	2,805	3,404	-599	4,808	5,402	-594	.....	.....	.....
Military Retirement	6,673	5,284	1,389	122,445	10,568	111,877	1,032,000	1,142,500	1,143,246
Railroad Retirement	1,272	1,102	170	1,322	2,215	-893	2,590	2,493	2,104
Unemployment	11,457	3,531	7,926	14,651	6,996	7,654	53,135	52,264	61,984
Veterans Life Insurance	2	48	-46	4	100	-96	2,541	2,500	2,451
All Other Trust	896	819	76	911	686	224	181,749	181,984	182,838
<b>Total Trust Fund Receipts and Outlays and Investments Held from Table 6-D</b>	<b>182,536</b>	<b>194,571</b>	<b>-12,035</b>	<b>465,292</b>	<b>382,609</b>	<b>82,683</b>	<b>5,355,448</b>	<b>5,440,204</b>	<b>5,431,519</b>
Less: Interfund Transactions	59,478	59,478	.....	240,942	240,942	.....	.....	.....	.....
Trust Fund Receipts and Outlays on the Basis of Tables 4 & 5	123,058	135,093	-12,035	224,351	141,668	82,683			
<b>Total Federal Fund Receipts and Outlays</b>	<b>158,150</b>	<b>337,450</b>	<b>-179,300</b>	<b>340,785</b>	<b>779,858</b>	<b>-439,073</b>			
Less: Interfund Transactions	(**)	(**)	.....	(**)	(**)	.....			
Federal Fund Receipts and Outlays on the Basis of Table 4 & 5	158,150	337,450	-179,300	340,785	779,858	-439,073			
<b>Net Budget Receipts &amp; Outlays</b>	<b>281,208</b>	<b>472,543</b>	<b>-191,335</b>	<b>565,135</b>	<b>921,526</b>	<b>-356,390</b>			

Note: Details may not add to totals due to rounding.

Note: Interfund receipts and outlays are transactions between Federal funds and trust funds such as Federal payments and contributions, and interest and profits on investments in Federal securities. They have no net effect on overall budget receipts and outlays since the receipt side of such transactions is offset

against budget outlays. In this table, Interfund receipts are shown as an adjustment to arrive at total receipts and outlays of trust funds respectively.

... No Transactions

(\*\*) Less than absolute value of \$500,000

**Table 9. Summary of Receipts by Source, and Outlays by Function of the U.S. Government, November 2021 and Other Periods**

[\$ millions]

Classification	This Month	Fiscal Year to Date	Comparable Period Prior Fiscal Year
<b>Receipts</b>			
Individual Income Taxes	138,186	282,094	202,523
Corporation Income Taxes	-321	15,385	5,960
Social Insurance and Retirement Receipts:			
Employment and General Retirement	104,563	201,151	194,900
Unemployment Insurance	11,555	13,987	5,701
Other Retirement	563	1,134	988
Excise Taxes	7,775	13,360	10,349
Estate and Gift Taxes	1,804	4,262	3,987
Customs Duties	7,816	15,586	12,121
Miscellaneous Receipts	9,267	18,175	20,721
<b>Total</b>	<b>281,208</b>	<b>565,135</b>	<b>457,250</b>
<b>Net Outlays</b>			
National Defense	63,789	132,511	134,147
International Affairs	7,585	11,841	10,159
General Science, Space, and Technology	3,393	6,395	6,067
Energy	310	1,382	1,069
Natural Resources and Environment	4,194	7,731	8,047
Agriculture	2,808	10,048	25,076
Commerce and Housing Credit	4,029	7,573	9,874
Transportation	9,627	19,141	18,968
Community and Regional Development	7,248	13,114	15,036
Education, Training, Employment, and Social Services	14,097	31,780	19,947
Health	75,660	145,261	119,260
Medicare	59,484	113,398	118,304
Income Security	75,450	145,629	129,874
Social Security	95,667	191,987	185,323
Veterans Benefits and Services	20,199	42,211	38,823
Administration of Justice	7,027	12,335	12,105
General Government	1,648	6,187	6,876
Net Interest	30,147	60,063	61,694
Undistributed Offsetting Receipts	-9,819	-37,062	-34,062
<b>Total</b>	<b>472,543</b>	<b>921,526</b>	<b>886,587</b>

Note: Details may not add to totals due to rounding.

# Explanatory Notes

## 1. Flow of Data into Monthly Treasury Statement

The *Monthly Treasury Statement (MTS)* is assembled from data in the central accounting system. The major sources of data include monthly accounting reports by Federal entities and disbursing officers, and daily reports from the Federal Reserve banks. These reports detail accounting transactions affecting receipts and outlays of the Federal Government and off-budget Federal entities, and their related effect on the assets and liabilities of the U.S. Government. Information is presented in the *MTS* on a modified cash basis.

## 2. Notes on Receipts

Receipts included in the report are classified into the following major categories: (1) budget receipts and (2) offsetting collections (also called applicable receipts). Budget receipts are collections from the public that result from the exercise of the Government's sovereign or governmental powers, excluding receipts offset against outlays. These collections, also called governmental receipts, consist mainly of tax receipts (including social insurance taxes), receipts from court fines, certain licenses, and deposits of earnings by the Federal Reserve System. Refunds of receipts are treated as deductions from gross receipts.

Offsetting collections are from other Government accounts or the public that are of a business-type or market-oriented nature. They are classified into two major categories: (1) offsetting collections credited to appropriations or fund accounts, and (2) offsetting receipts (i.e., amounts deposited in receipt accounts). Collections credited to appropriation or fund accounts normally can be used without appropriation action by Congress. These occur in two instances: (1) when authorized by law, amounts collected for materials or services are treated as reimbursements to appropriations and (2) in the three types of revolving funds (public enterprise, intra governmental, and trust); collections are netted against spending, and outlays are reported as the net amount.

Offsetting receipts in receipt accounts cannot be used without being appropriated. They are subdivided into two categories: (1) proprietary receipts - these collections are from the public and they are offset against outlays by agency and by function, and (2) intra governmental funds - these are payments into receipt accounts from Governmental appropriation or fund accounts. The transactions may be intrabudgetary when the payment and receipt both occur within the budget or from receipts from off-budget Federal entities in those cases where payment is made by a Federal entity whose budget authority and outlays are excluded from the budget totals.

Intrabudgetary transactions are subdivided into three categories: (1) interfund transactions, where the payments are from one fund group (either Federal funds or trust funds) to a receipt account in the other fund group; (2) Federal intrafund transactions, where the payments and receipts both occur within the Federal fund group; and (3) trust intrafund transactions, where the payments and receipts both occur within the trust fund group.

Offsetting receipts are generally deducted from budget authority and outlays by function, by subfunction, or by agency. There are four types of receipts, however, that are deducted from budget totals as undistributed offsetting receipts. They are: (1) agencies' payments (including payments by off-budget Federal entities) as employers into employees retirement funds, (2) interest received by trust funds, (3) rents and royalties on the Outer Continental Shelf lands, and (4) other interest (i.e., interest collected on Outer Continental Shelf money in deposit funds when such money is transferred into the budget).

## 3. Notes on Outlays

Outlays are generally accounted for on the basis of checks issued, electronic funds transferred, or cash payments made. Certain outlays do not require issuance of cash or checks. An example is charges made against appropriations for that part of employees' salaries withheld for taxes or savings bond allotments - these are counted as payments to the employee and credits for whatever purpose the money was withheld. Outlays are stated net of offsetting collections (including receipts of revolving and management funds) and of refunds. Interest on the public debt (public issues) is recognized on the accrual basis. Federal credit programs subject to the Federal Credit Reform Act of 1990 use the cash

basis of accounting and are divided into two components. The portion of the credit activities that involve a cost to the Government (mainly subsidies) is included within the budget program accounts. The remaining portion of the credit activities are in non-budget financing accounts. Outlays of off-budget Federal entities are excluded by law from budget totals. However, they are shown separately and combined with the on-budget outlays to display total Federal outlays.

## 4. Processing

The data on payments and collections are reported by account symbol into the central accounting system. In turn, the data are extracted from this system for use in the preparation of the *MTS*.

There are two major checks which are conducted to assure consistency of the data reported:

1. Verification of payment data. The monthly payment activity reported by Federal entities on the Statements of Transactions is compared to the payment activity of Federal entities as reported by disbursing officers.

2. Verification of collection data. Reported collections appearing on Statements of Transactions are compared to deposits as reported by Federal Reserve Banks.

## 5. Other Sources of Information About Federal Government Financial Activities

- *A Glossary of Terms Used in the Federal Budget Process, 2005* (Available from the U.S. Government Accountability Office, at calling 202-512-6000. This glossary provides a basic reference document of standardized definitions of terms used by the Federal Government in the budget making process).
- *Daily Treasury Statement* (Available on the internet at <http://www.fms.treas.gov/dts/>). The *Daily Treasury Statement* is published each working day of the Federal Government and provides data on the cash and debt operations of the Treasury.
- *Monthly Statement of the Public Debt of the United States* (Available on the internet at <http://www.treasurydirect.gov/govt/reports/pd/mspd/mspd.htm>). This publication provides detailed information concerning the public debt.
- *Treasury Bulletin* (Available from GPO, Washington, D.C. 20401 on a subscription or single copy and on the internet at <https://fiscal.treasury.gov/reports-statements/treasury-bulletin/>). Quarterly, contains a mix of narrative, tables, and charts on Treasury issues, Federal financial operations, international statistics, and special reports.
- *Budget of the United States Government, Fiscal Year 20\_\_* (Available from GPO, Washington, D.C. 20401 on a subscription basis only and on the internet at <http://www.access.gpo.gov/usbudget>). This publication is a single volume which provides budget information and contains:
  - *Appendix, The Budget of the United States Government, FY 20\_\_*
  - *The United States Budget in Brief, FY 20\_\_*
  - *Analytical Perspectives*
  - *Historical Tables*
- *Combined Statement of Receipts, Outlays, and Balances of the United States Government* (Available from Bureau of the Fiscal Service, U.S. Department of Treasury, Washington, D.C. 20227 and on the internet at [http://www.fiscal.treasury.gov/fsreports/rpt/combStmt/combStmt\\_home.htm](http://www.fiscal.treasury.gov/fsreports/rpt/combStmt/combStmt_home.htm)). This report includes budgetary results at the summary level and presents individual receipt and appropriation accounts at the detail level.

**Scheduled Release**

**Listed below are the scheduled release dates for the Monthly Treasury Statement. The Statement is released at 2:00 p.m.  
The following release dates are subject to change:**

<b><u>Accounting Month</u></b>	<b><u>Release Date</u></b>
December 2021	January 12, 2022
January 2022	February 10, 2022
February 2022	March 10, 2022
March 2022	April 12, 2022
April 2022	May 11, 2022
May 2022	June 10, 2022
June 2022	July 13, 2022
July 2022	August 10, 2022
August 2022	September 13, 2022
September 2022	(1)
October 2022	November 10, 2022
November 2022	December 12, 2022
December 2022	January 12, 2023

(1) Release date subject to completion of year-end reporting requirements.

Internet service subscribers can access the current issue of the Monthly Treasury Statement through the  
Bureau of the Fiscal Service's website:

<https://www.fiscal.treasury.gov/reports-statements/mts/>