

# Monthly Treasury Statement

## Receipts and Outlays of the United States Government

For Fiscal Year 2024 Through July 31, 2024, and Other Periods





### Highlight

The budget estimates provided in Tables 2 and 3 are based on the Mid-Session Review of the FY 2025 Budget, which was released by the Office of Management and Budget on July 19, 2024.

July has been a deficit month 68 times out of 70 fiscal years since there are usually no major corporate or individual tax due dates in this month.

## Contents

Summary.....	Page 5
Receipts.....	Page 10
Outlays.....	Page 11
Means of Financing.....	Page 25
Receipts/Outlays by Month.....	Page 35
Federal Trust Funds/ Securities.....	Page 37
Receipts by Source/Outlays by Function.....	Page 38
Explanatory Notes.....	Page 39

## Introduction

The *Monthly Treasury Statement of Receipts and Outlays of the United States Government (MTS)* is prepared by the Bureau of the Fiscal Service, Department of the Treasury and, after approval by the Fiscal Assistant Secretary of the Treasury, is normally released on the 8th workday of the month following the reporting month. The publication is based on data provided by Federal entities, disbursing officers, and Federal Reserve banks.

### AUDIENCE

The *MTS* is published to meet the needs of those responsible for or interested in the cash position of the Treasury, those who are responsible or interested in the Government's budget results; and individuals and businesses whose operations depend upon or are related to the Government's financial operations.

### DISCLOSURE STATEMENT

This statement summarizes the financial activities of the Federal Government and off-budget Federal entities conducted in accordance with the Budget of the U.S. Government, i.e., receipts and outlays of funds, the surplus or deficit, and the means of financing the deficit or disposing of the surplus. Information is presented on a modified cash basis; receipts are accounted for on the basis of collections; refunds of receipts are treated as deductions from gross receipts; revolving and management fund receipts, reimbursements and refunds of monies previously expended are treated as deductions from gross outlays; and interest on the public debt (public issues) is recognized on the accrual basis. Major information sources include accounting data reported by Federal entities, disbursing officers, and Federal Reserve banks.

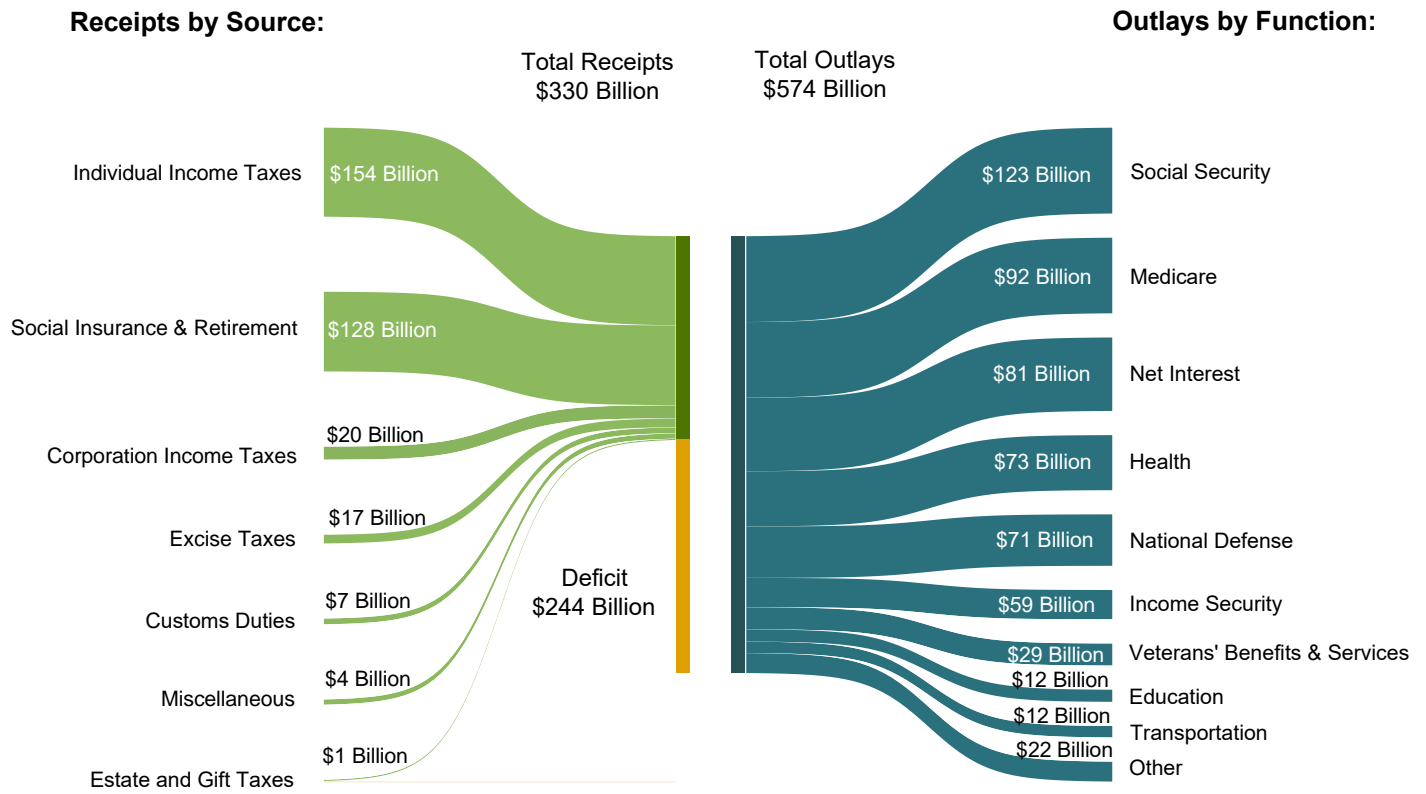
### TRIAD OF PUBLICATIONS

The *MTS* is part of a triad of Treasury financial reports. The *Daily Treasury Statement* is published each working day of the Federal Government. It provides data on the cash and debt operations of the Treasury based upon reporting of the Treasury account balances by Federal Reserve banks. The *MTS* is a report of Government receipts and outlays, based on agency reporting. The *Combined Statement of Receipts, Outlays, and Balances of the United States Government* is the official publication of the detailed receipts and outlays of the Government. It is published annually in accordance with legislative mandates given to the Secretary of the Treasury.

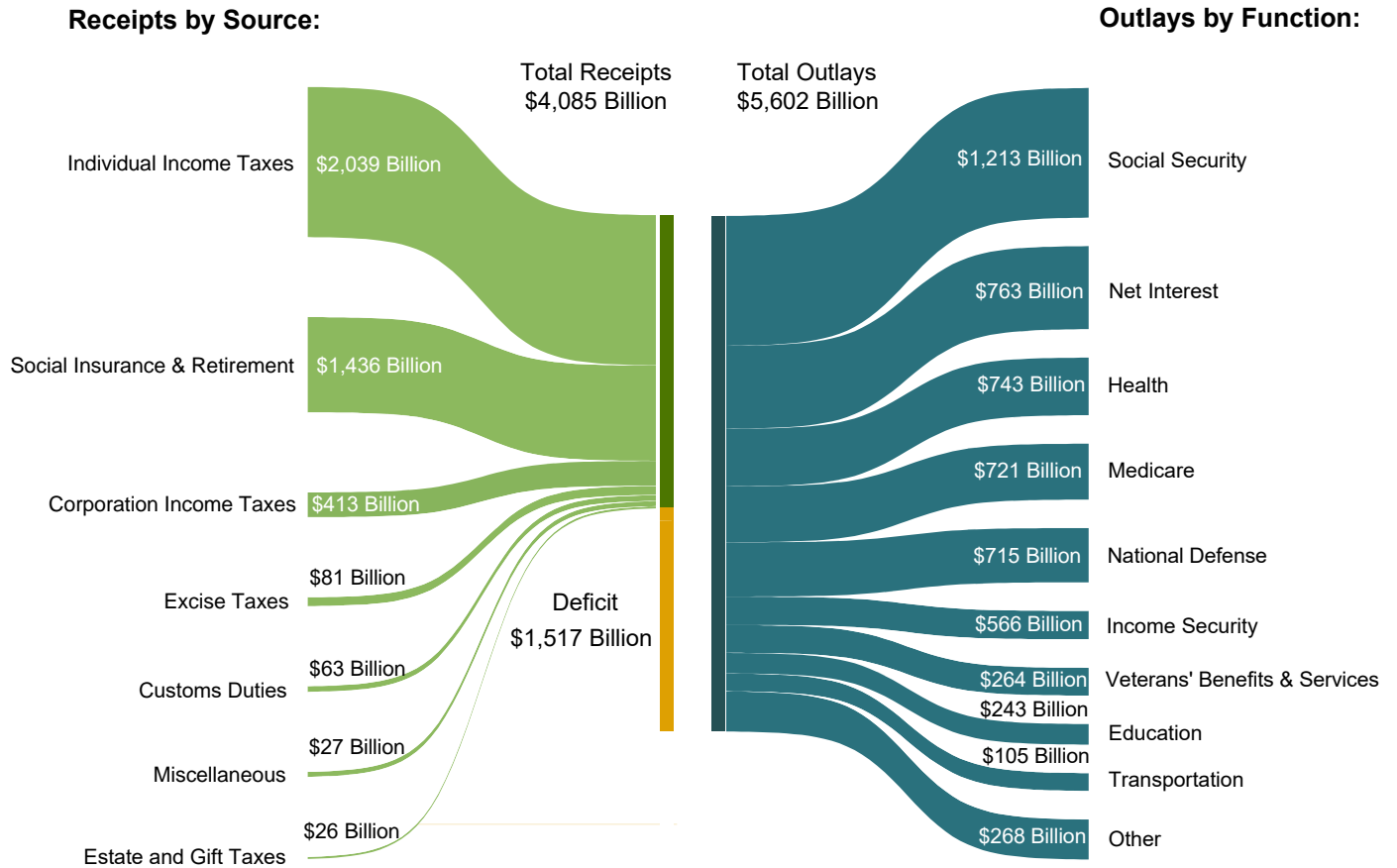
### DATA SOURCES AND INFORMATION

The Explanatory Notes section of this publication provides information concerning the flow of data into the *MTS* and sources of information relevant to the *MTS*.

**Figure 1. Receipts, Outlays, and Surplus/Deficit for July 2024**



**Figure 2. Cumulative Receipts, Outlays, and Surplus/Deficit through Fiscal Year 2024**



**Table 1. Summary of Receipts, Outlays, and the Deficit/Surplus of the U.S. Government, Fiscal Years 2023 and 2024, by Month**

[\$ millions]			
Period	Receipts	Outlays	Deficit/Surplus (-)
<b>FY 2023</b>			
October	318,500	406,374	87,874
November	252,111	500,646	248,535
December	454,942	539,943	85,001
January	447,288	486,072	38,784
February	262,114	524,548	262,434
March	313,240	691,675	378,435
April	638,520	462,340	-176,181
May	307,487	547,835	240,348
June	418,317	646,085	227,768
July	276,161	496,943	220,782
August	283,130	193,875	-89,256
September	467,475	638,190	170,715
<b>Year-to-Date</b>	<b>4,439,286</b>	<b>6,134,526</b>	<b>1,695,240</b>
<b>FY 2024</b>			
October	403,434	469,997	66,564
November	274,830	588,842	314,012
December	429,311	558,665	129,354
January	477,320	499,250	21,930
February	271,126	567,401	296,275
March	332,079	568,635	236,556
April	776,198	566,669	-209,529
May	323,647	670,778	347,131
June	466,255	537,220	70,965
July	330,377	574,119	243,741
<b>Year-to-Date</b>	<b>4,084,576</b>	<b>5,601,575</b>	<b>1,516,999</b>

1 Outlays increased by \$5 billion due to additional reporting by the Department of the Treasury.

Note: Details may not add to totals due to rounding.

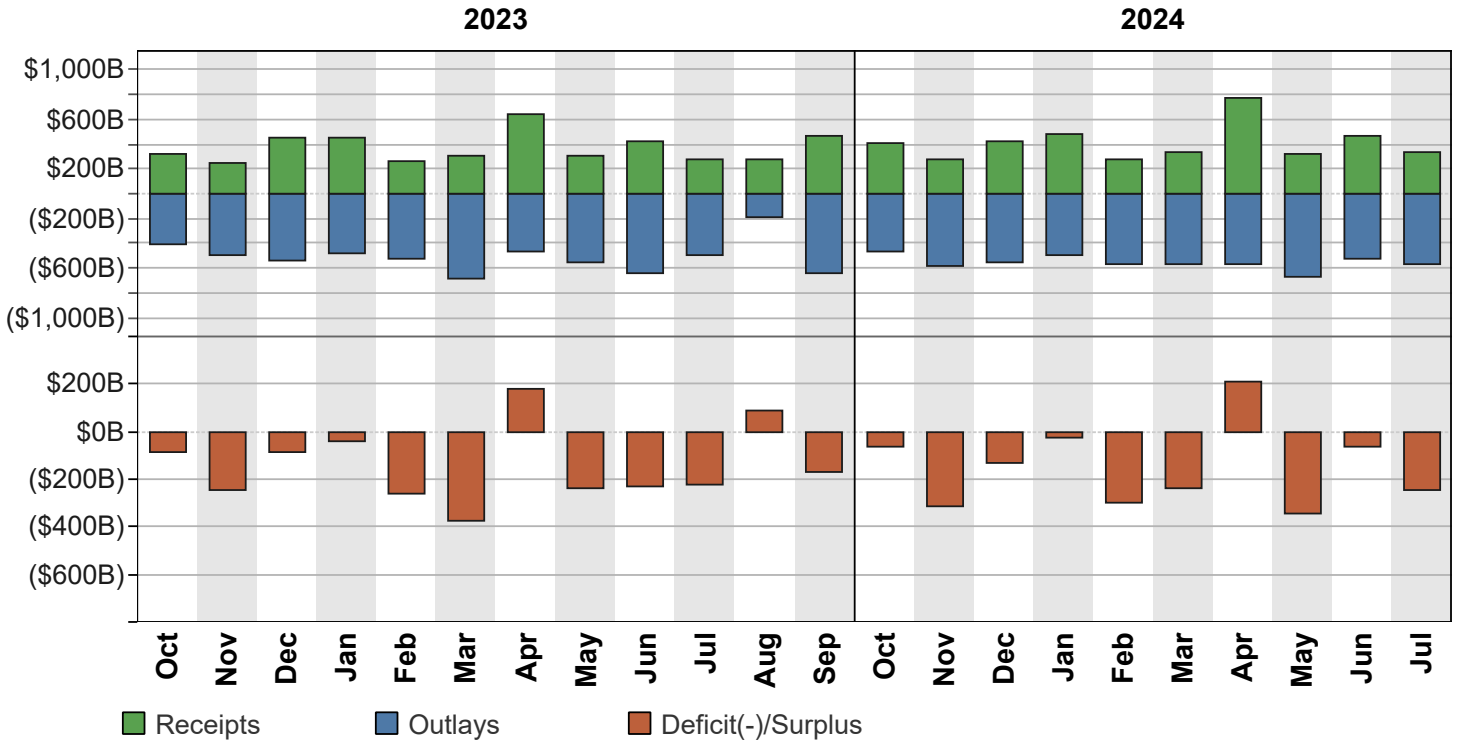
**Table 2. Summary of Budget and Off-Budget Results and Financing of the U.S. Government, July 2024 and Other Periods**

[\$ millions]					
Classification	This Month	Current Fiscal Year to Date	Budget Estimates Full Fiscal Year <sup>1</sup>	Comparable Prior Period Year to Date (2023)	Budget Estimates Next Fiscal Year (2025) <sup>1</sup>
<b>Total On-Budget and Off-Budget Results:</b>					
Total Receipts	330,377	4,084,576	5,001,091	3,688,681	5,561,646
On-Budget Receipts	235,959	3,027,731	3,742,033	2,681,689	4,255,251
Off-Budget Receipts	94,418	1,056,845	1,259,058	1,006,992	1,306,395
Total Outlays	574,119	5,601,575	6,874,608	5,302,461	7,439,295
On-Budget Outlays	464,572	4,527,062	5,559,018	4,310,104	6,035,465
Off-Budget Outlays	109,546	1,074,513	1,315,590	992,357	1,403,830
Total Surplus (+) or Deficit (-)	-243,741	-1,516,999	-1,873,517	-1,613,780	-1,877,649
On-Budget Surplus (+) or Deficit (-)	-228,613	-1,499,331	-1,816,985	-1,628,415	-1,780,214
Off-Budget Surplus (+) or Deficit (-)	-15,128	-17,668	-56,532	+14,634	-97,435
Total On-Budget and Off-Budget Financing	243,741	1,516,999	1,873,517	1,613,780	1,877,649
<b>Means of Financing:</b>					
Borrowing from the Public	319,364	1,579,794	1,965,673	1,370,466	1,901,128
Reduction of Operating Cash, Increase (-)	-76,203	-197,111	-193,111	134,165	.....
By Other Means	581	134,316	100,955	109,149	-23,479

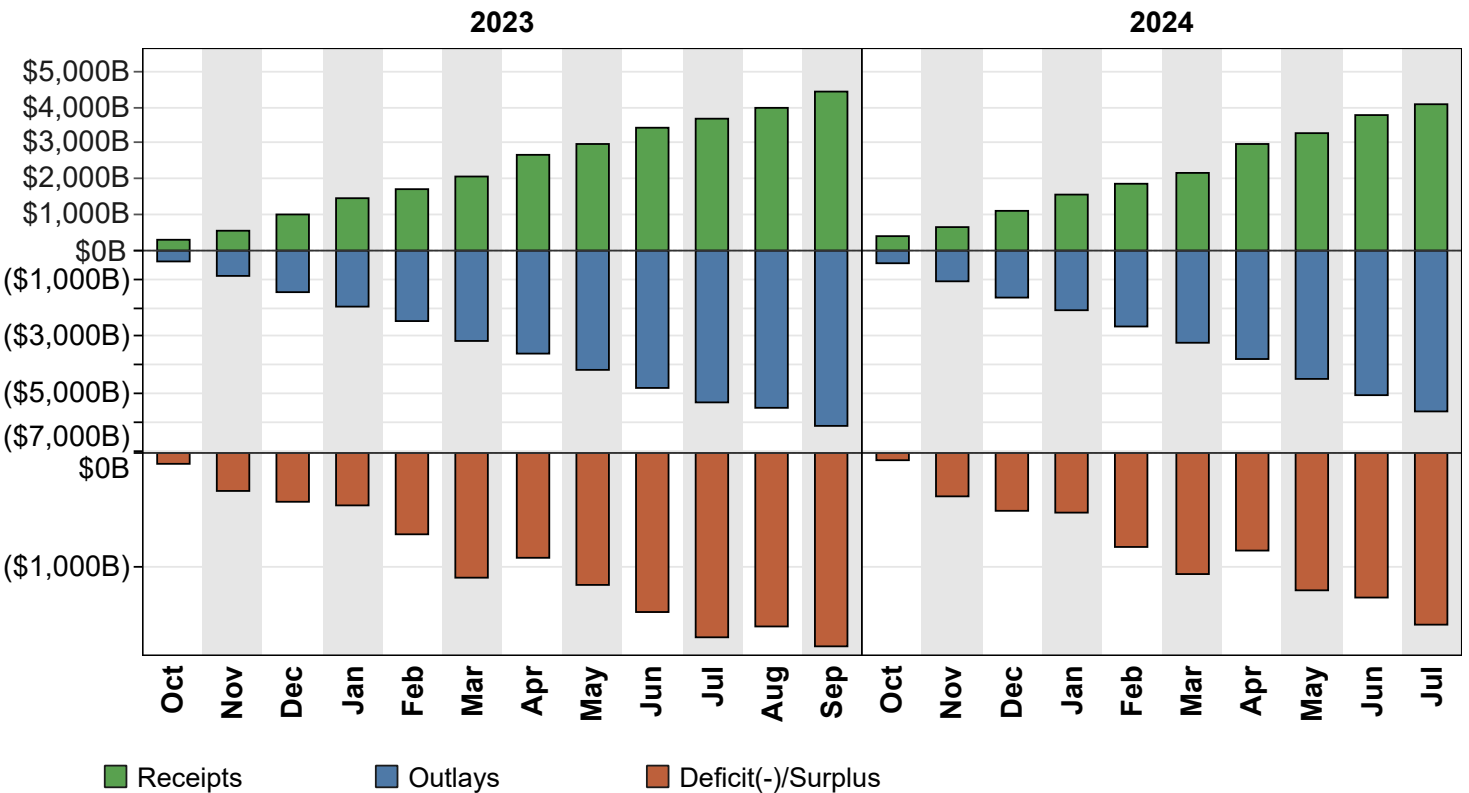
1 These estimates are based on the FY 2025 Mid-Session Review, released by the Office of Management and Budget on July 19, 2024.

Note: Details may not add to totals due to rounding.  
... No Transactions

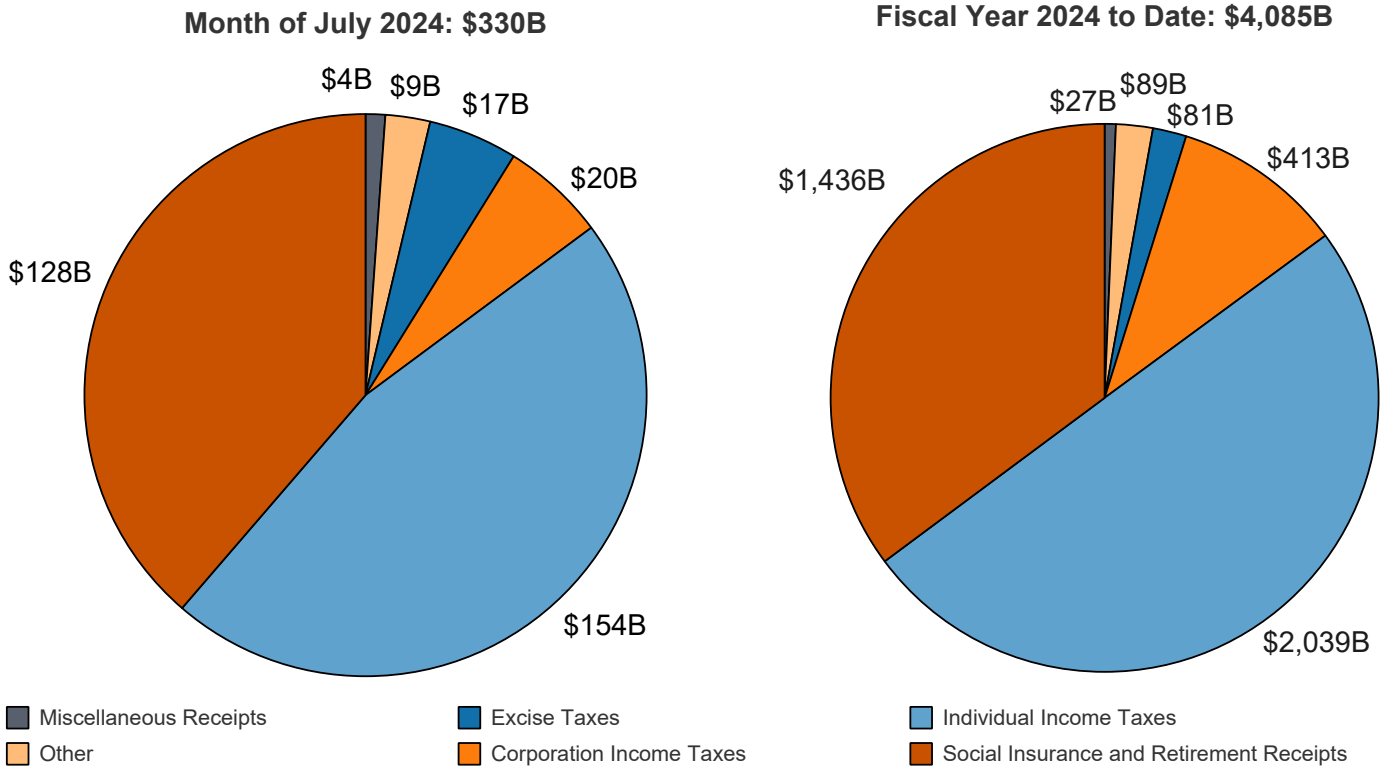
**Figure 3. Monthly Receipts, Outlays, and Budget Deficit/Surplus of the U.S. Government, Fiscal Years 2023 and 2024**



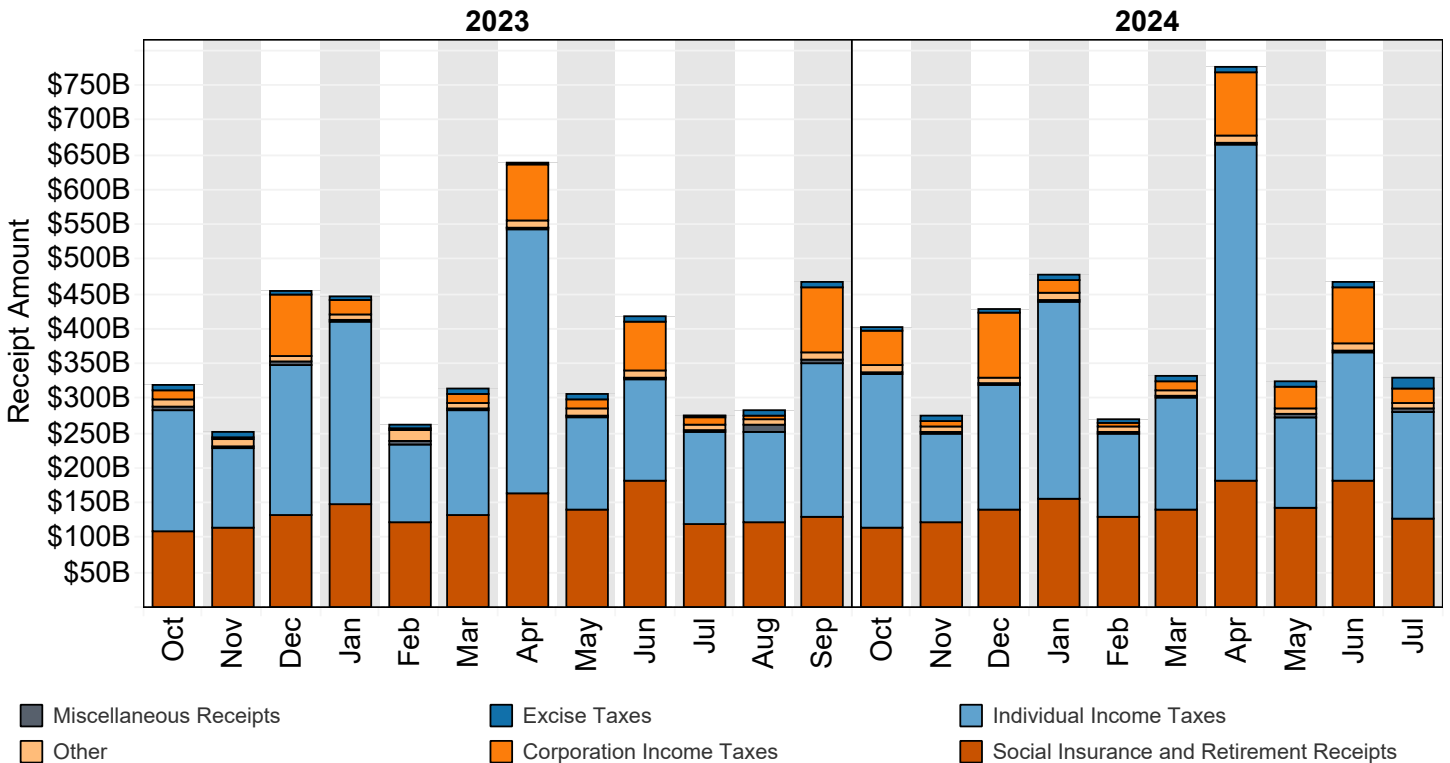
**Figure 4. Monthly Receipts, Outlays, and Budget Deficit/Surplus of the U.S. Government, Cumulative, Fiscal Years 2023 and 2024**



**Figure 5. Receipts of the U.S. Government, by Source, Fiscal Year 2024**



**Figure 6. Monthly Receipts of the U.S. Government, by Source, Fiscal Years 2023 and 2024**

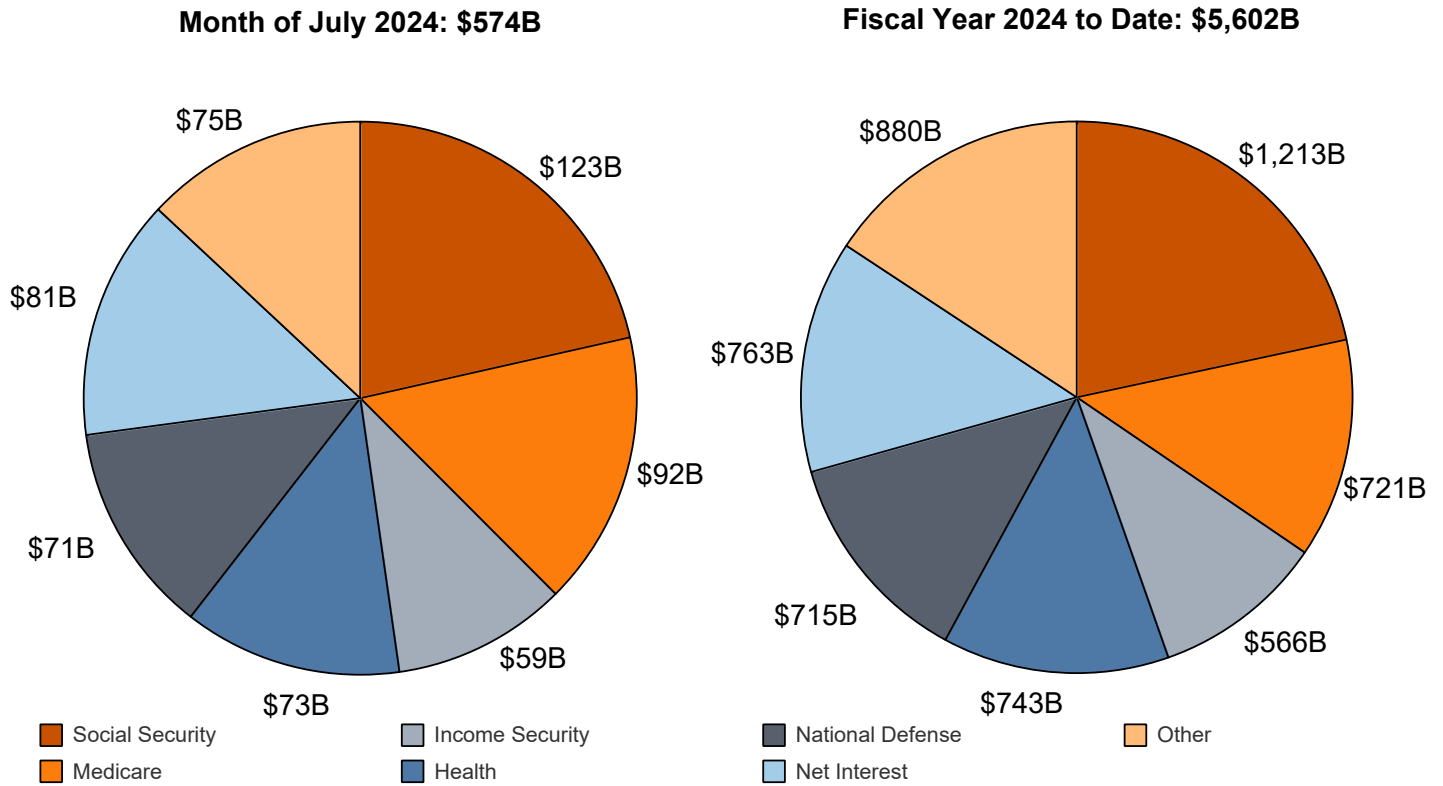


"Other" Includes: Customs Duties and Estate and Gift Taxes

\*Disclaimer: Other category is subject to change due to negative balances held.

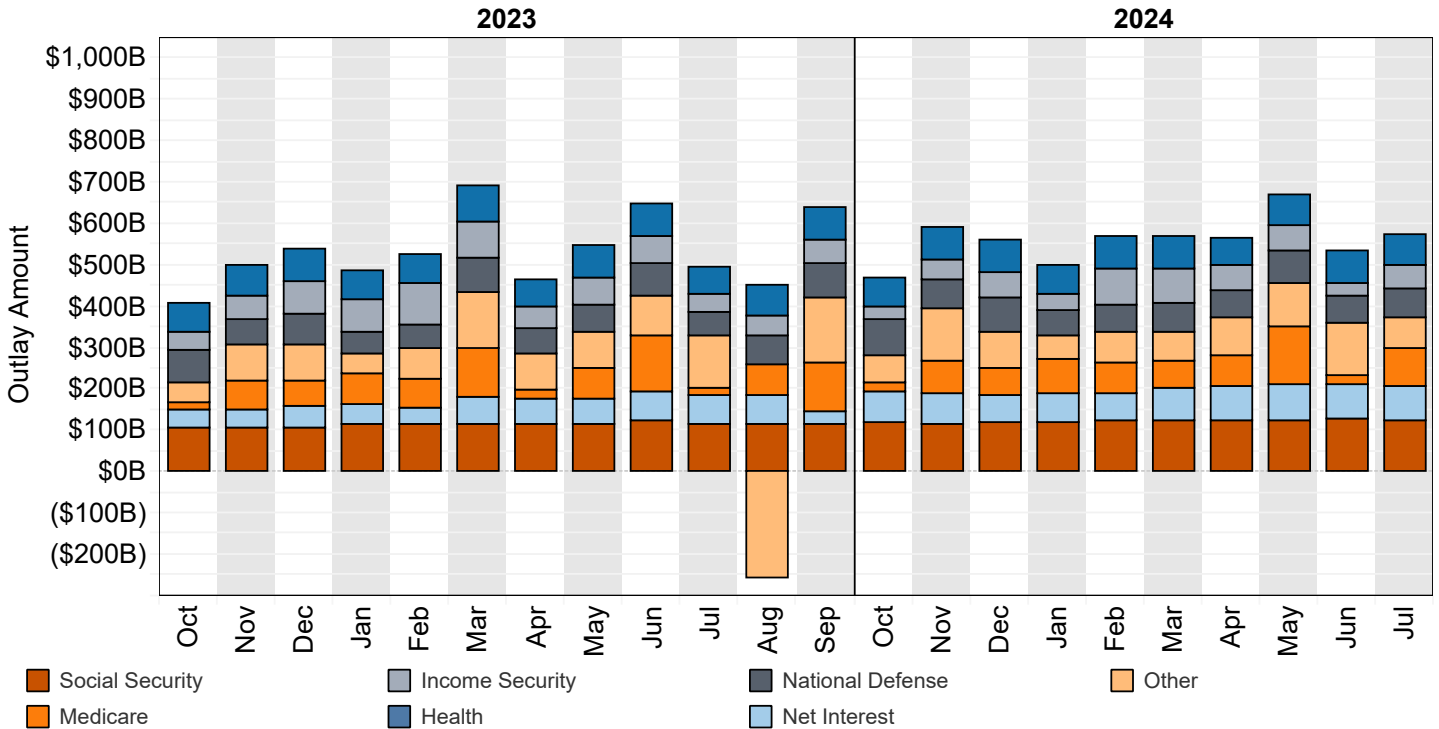
Note: Details may not add to totals due to rounding

**Figure 7. Outlays of the U.S. Government, by Source, Fiscal Year 2024**



\*Disclaimer: Other category is subject to change due to negative balances held.

**Figure 8. Monthly Outlays of the U.S. Government, by Source, Fiscal Years 2023 and 2024**



"Other" Includes: Administration of Justice, Agriculture, Community and Regional Development, Education, Training, Employment, and Social Services, Energy, General Government, General Science, Space, and Technology, International Affairs, Natural Resources and Environment, Transportation, Undistributed Offsetting Receipts, Veterans' Benefits and Services.

Note: Details may not add to totals due to rounding



**Table 3. Summary of Receipts and Outlays of the U.S. Government, July 2024 and Other Periods**

[\$ millions]				
Classification	This Month	Current Fiscal Year to Date	Comparable Prior Period Year to Date	Budget Estimates Full Fiscal Year <sup>1</sup>
<b>Budget Receipts</b>				
Individual Income Taxes	153,607	2,039,365	1,825,199	2,417,353
Corporation Income Taxes	19,834	412,504	320,145	609,500
Social Insurance and Retirement Receipts:				
Employment and General Retirement (Off-Budget)	94,418	1,056,845	1,006,992	1,259,058
Employment and General Retirement (On-Budget)	28,319	329,113	304,839	420,595
Unemployment Insurance	4,406	43,922	45,138	49,428
Other Retirement	633	6,434	5,624	7,619
Excise Taxes	16,964	81,210	60,160	89,233
Estate and Gift Taxes	1,374	25,919	28,961	32,478
Customs Duties	7,133	62,741	67,334	76,805
Miscellaneous Receipts	3,688	26,524	24,289	39,022
<b>Total Receipts</b>	<b>330,377</b>	<b>4,084,576</b>	<b>3,688,681</b>	<b>5,001,091</b>
<b>(On-Budget)</b>	<b>235,959</b>	<b>3,027,731</b>	<b>2,681,689</b>	<b>3,742,033</b>
<b>(Off-Budget)</b>	<b>94,418</b>	<b>1,056,845</b>	<b>1,006,992</b>	<b>1,259,058</b>
<b>Budget Outlays</b>				
Legislative Branch	575	5,560	5,432	7,553
Judicial Branch	781	7,712	7,378	9,783
Department of Agriculture	17,169	177,108	198,144	237,078
Department of Commerce	1,119	11,378	9,953	20,174
Department of Defense--Military Programs	66,646	675,216	629,071	817,778
Department of Education	9,149	211,646	255,215	
Department of Energy	3,933	40,674	27,392	47,564
Department of Health and Human Services	158,487	1,416,076	1,378,409	1,727,400
Department of Homeland Security	7,441	73,153	74,109	121,943
Department of Housing and Urban Development	5,457	41,351	44,564	52,142
Department of the Interior	1,498	14,097	12,605	18,115
Department of Justice	3,707	35,877	36,603	44,075
Department of Labor	11,184	50,400	78,975	63,974
Department of State	3,130	27,768	24,875	37,704
Department of Transportation	10,001	89,194	85,771	117,238
Department of the Treasury:				
Interest on Treasury Debt Securities (Gross)	88,549	956,295	725,700	1,157,762
Other	14,788	<sup>2</sup> 192,273	239,237	257,676
Department of Veterans Affairs	28,686	263,970	232,349	341,112
Corps of Engineers	1,047	9,177	7,640	
Other Defense Civil Programs	6,753	53,600	51,720	69,262
Environmental Protection Agency	936	10,509	8,765	11,888
Executive Office of the President	49	500	435	727
General Services Administration	22	-128	-596	8
International Assistance Programs	5,655	28,478	32,481	42,195
National Aeronautics and Space Administration	2,058	20,766	20,171	25,826
National Science Foundation	949	7,318	6,898	9,987
Office of Personnel Management	11,758	106,108	102,285	128,803
Small Business Administration	215	32,769	25,552	33,157
Social Security Administration	128,654	1,260,783	1,168,925	1,520,079
Independent Agencies	-513	76,480	79,471	91,387
Allowances	.....	.....	.....	-1,901
Undistributed Offsetting Receipts:				
Interest	-5,957	-169,614	-154,331	-187,500
Other	-9,810	-124,921	-112,737	-145,890
<b>Total Outlays</b>	<b>574,119</b>	<b>5,601,575</b>	<b>5,302,461</b>	<b>6,874,608</b>
<b>(On-Budget)</b>	<b>464,572</b>	<b>4,527,062</b>	<b>4,310,104</b>	<b>5,559,018</b>
<b>(Off-Budget)</b>	<b>109,546</b>	<b>1,074,513</b>	<b>992,357</b>	<b>1,315,590</b>
<b>Surplus (+) or Deficit (-)</b>	<b>-243,741</b>	<b>-1,516,999</b>	<b>-1,613,780</b>	<b>-1,873,517</b>
<b>(On-Budget)</b>	<b>-228,613</b>	<b>-1,499,331</b>	<b>-1,628,415</b>	<b>-1,816,985</b>
<b>(Off-Budget)</b>	<b>-15,128</b>	<b>-17,668</b>	<b>+14,634</b>	<b>-56,532</b>

1 These estimates are based on the FY 2025 Mid-Session Review, released by the Office of Management and Budget on July 19, 2024.

2 Amount increased by \$5 billion due to additional reporting for June 2024.

Note: Details may not add to totals due to rounding.  
... No Transactions

**Table 4. Receipts of the U.S. Government, July 2024 and Other Periods**

[\$ millions]

Classification	This Month			Current Fiscal Year to Date			Prior Fiscal Year to Date		
	Gross Receipts	Refunds (Deduct)	Receipts	Gross Receipts	Refunds (Deduct)	Receipts	Gross Receipts	Refunds (Deduct)	Receipts
<b>Individual Income Taxes</b>									
Withheld	152,715			1,497,875			1,440,885		
Presidential Election Campaign Fund	(**)			21			22		
Other	9,188			826,535			735,257		
<b>Total -- Individual Income Taxes</b>	<b>161,904</b>	<b>8,296</b>	<b>153,607</b>	<b>2,324,431</b>	<b>285,067</b>	<b>2,039,365</b>	<b>2,176,164</b>	<b>350,965</b>	<b>1,825,199</b>
<b>Corporation Income Taxes</b>									
	<b>23,915</b>	<b>4,081</b>	<b>19,834</b>	<b>445,337</b>	<b>32,833</b>	<b>412,504</b>	<b>355,153</b>	<b>35,009</b>	<b>320,145</b>
<b>Social Insurance and Retirement Receipts:</b>									
Employment and General Retirement:									
Federal Old-Age and Survivors Insurance Trust Fund:									
Federal Insurance Contributions Act Taxes	79,888	.....	79,888	832,655	.....	832,655	783,935	.....	783,935
Self-Employment Contributions Act Taxes	824	.....	824	44,719	.....	44,719	39,044	.....	39,044
Adjustments Attributable to Prior Years-FICA	.....	.....	.....	23,113	.....	23,113	39,365	.....	39,365
Adjustments Attributable to Prior Years-SECA	.....	.....	.....	2,933	.....	2,933	-1,556	.....	-1,556
<b>Total -- Federal Old-Age and Survivors Insurance Trust Fund</b>	<b>80,712</b>	<b>.....</b>	<b>80,712</b>	<b>903,420</b>	<b>.....</b>	<b>903,420</b>	<b>860,788</b>	<b>.....</b>	<b>860,788</b>
Federal Disability Insurance Trust Fund:									
Federal Insurance Contributions Act Taxes	13,566	.....	13,566	141,394	.....	141,394	133,123	.....	133,123
Self-Employment Contributions Act Taxes	140	.....	140	7,593	.....	7,593	6,631	.....	6,631
Adjustments Attributable to Prior Years-FICA	.....	.....	.....	3,930	.....	3,930	6,684	.....	6,684
Adjustments Attributable to Prior Years-SECA	.....	.....	.....	508	.....	508	-235	.....	-235
<b>Total -- Federal Disability Insurance Trust Fund</b>	<b>13,706</b>	<b>.....</b>	<b>13,706</b>	<b>153,425</b>	<b>.....</b>	<b>153,425</b>	<b>146,203</b>	<b>.....</b>	<b>146,203</b>
Federal Hospital Insurance Trust Fund:									
Federal Insurance Contributions Act Taxes	27,354	.....	27,354	291,798	.....	291,798	277,214	.....	277,214
Self-Employment Contributions Act Taxes	367	.....	367	21,740	.....	21,740	18,040	.....	18,040
Receipts from Railroad Retirement Board	.....	.....	.....	645	.....	645	573	.....	573
Adjustments Attributable to Prior Years-FICA	.....	.....	.....	7,204	.....	7,204	3,670	.....	3,670
Adjustments Attributable to Prior Years-SECA	.....	.....	.....	2,664	.....	2,664	-234	.....	-234
<b>Total -- Federal Hospital Insurance Trust Fund</b>	<b>27,721</b>	<b>.....</b>	<b>27,721</b>	<b>324,051</b>	<b>.....</b>	<b>324,051</b>	<b>299,263</b>	<b>.....</b>	<b>299,263</b>
Railroad Retirement:									
Rail Pension and Supplemental Annuity	331	2	328	3,048	10	3,038	3,152	12	3,140
Social Security Equivalent Account	271	2	269	2,034	9	2,024	2,443	6	2,437
<b>Total -- Employment and General Retirement</b>	<b>122,741</b>	<b>4</b>	<b>122,737</b>	<b>1,385,978</b>	<b>20</b>	<b>1,385,958</b>	<b>1,311,849</b>	<b>18</b>	<b>1,311,831</b>
Unemployment Insurance:									
Deposits by States	3,656	.....	3,656	35,808	.....	35,808	37,067	.....	37,067
Federal Unemployment Taxes	766	24	742	8,054	98	7,956	7,871	129	7,741
Railroad Unemployment Taxes	8	.....	8	158	.....	158	330	.....	330
<b>Total -- Unemployment Insurance</b>	<b>4,431</b>	<b>24</b>	<b>4,406</b>	<b>44,020</b>	<b>98</b>	<b>43,922</b>	<b>45,267</b>	<b>129</b>	<b>45,138</b>
Other Retirement:									
Federal Employees' Retirement--Employee Share	631	.....	631	6,416	.....	6,416	5,607	.....	5,607
Non-Federal Employees Retirement	2	.....	2	18	.....	18	17	.....	17
<b>Total -- Other Retirement</b>	<b>633</b>	<b>.....</b>	<b>633</b>	<b>6,434</b>	<b>.....</b>	<b>6,434</b>	<b>5,624</b>	<b>.....</b>	<b>5,624</b>
<b>Total -- Social Insurance and Retirement Receipts</b>	<b>127,805</b>	<b>29</b>	<b>127,776</b>	<b>1,436,431</b>	<b>118</b>	<b>1,436,314</b>	<b>1,362,740</b>	<b>147</b>	<b>1,362,593</b>
<b>Excise Taxes:</b>									
Miscellaneous Excise Taxes	8,816	1,786	16,678	30,778	-2,876	33,654	26,473	16,479	9,994
Airport and Airway Trust Fund	-1,192	.....	-1,192	13,535	-185	13,720	19,264	45	19,219
Highway Trust Fund	1,511	44	1,467	33,949	337	33,612	31,050	339	30,711
Black Lung Disability Trust Fund	11	.....	11	224	.....	224	237	.....	237
<b>Total -- Excise Taxes</b>	<b>9,145</b>	<b>-7,819</b>	<b>16,964</b>	<b>78,487</b>	<b>-2,724</b>	<b>81,210</b>	<b>77,023</b>	<b>16,863</b>	<b>60,160</b>
<b>Estate and Gift Taxes</b>	<b>1,468</b>	<b>94</b>	<b>1,374</b>	<b>26,841</b>	<b>922</b>	<b>25,919</b>	<b>30,423</b>	<b>1,462</b>	<b>28,961</b>
<b>Customs Duties</b>	<b>7,628</b>	<b>494</b>	<b>7,133</b>	<b>68,427</b>	<b>5,686</b>	<b>62,741</b>	<b>72,724</b>	<b>5,390</b>	<b>67,334</b>
<b>Miscellaneous Receipts:</b>									
Deposit of Earnings, Federal Reserve System	421	.....	421	2,584	.....	2,584	581	.....	581
Universal Service Fund	692	.....	692	6,987	.....	6,987	6,589	.....	6,589
All Other	2,576	1	2,575	16,966	14	16,952	17,142	23	17,119
<b>Total -- Miscellaneous Receipts</b>	<b>3,689</b>	<b>1</b>	<b>3,688</b>	<b>26,538</b>	<b>14</b>	<b>26,524</b>	<b>24,312</b>	<b>23</b>	<b>24,289</b>
<b>Total -- Receipts</b>	<b>335,553</b>	<b>5,176</b>	<b>330,377</b>	<b>4,406,493</b>	<b>321,917</b>	<b>4,084,576</b>	<b>4,098,540</b>	<b>409,859</b>	<b>3,688,681</b>
<b>Total -- On-Budget</b>	<b>241,135</b>	<b>5,176</b>	<b>235,959</b>	<b>3,349,647</b>	<b>321,917</b>	<b>3,027,731</b>	<b>3,091,548</b>	<b>409,859</b>	<b>2,681,689</b>
<b>Total -- Off-Budget</b>	<b>94,418</b>	<b>.....</b>	<b>94,418</b>	<b>1,056,845</b>	<b>.....</b>	<b>1,056,845</b>	<b>1,006,992</b>	<b>.....</b>	<b>1,006,992</b>

1 Miscellaneous Excise Tax Refunds and Individual Income Taxes, Other Gross Receipts both include a -\$8.5 billion reclassification of prior year amounts.  
Note: Details may not add to totals due to rounding.

... No Transactions  
(\*\*) Less than absolute value of \$500,000

**Table 5. Outlays of the U.S. Government, July 2024 and Other Periods**

[\$ millions]

Classification	This Month			Current Fiscal Year to Date			Prior Fiscal Year to Date		
	Gross Outlays	Applicable Receipts	Outlays	Gross Outlays	Applicable Receipts	Outlays	Gross Outlays	Applicable Receipts	Outlays
<b>Legislative Branch:</b>									
Senate	103	(**)	103	1,001	2	999	955	2	954
House of Representatives	168	1	167	1,639	4	1,635	1,538	3	1,535
Joint Items	2	.....	2	17	.....	17	17	.....	17
Capitol Police	68	.....	68	603	.....	603	556	.....	556
Congressional Budget Office	5	.....	5	55	.....	55	53	.....	53
Architect of the Capitol	66	1	65	683	7	676	859	6	853
Library of Congress	81	1	80	746	8	738	695	8	687
Government Publishing Office	10	.....	10	71	.....	71	40	.....	40
Government Accountability Office	66	.....	66	696	.....	696	659	.....	659
United States Tax Court	6	.....	6	50	.....	50	47	.....	47
Other Legislative Branch Agencies	9	.....	9	63	.....	63	66	.....	66
Proprietary Receipts from the Public	.....	5	-5	.....	36	-36	.....	30	-30
Intrabudgetary Transactions	-1	.....	-1	-7	.....	-7	-6	.....	-6
<b>Total--Legislative Branch</b>	<b>582</b>	<b>7</b>	<b>575</b>	<b>5,618</b>	<b>58</b>	<b>5,560</b>	<b>5,480</b>	<b>49</b>	<b>5,432</b>
<b>Judicial Branch:</b>									
Supreme Court of the United States	12	.....	12	115	.....	115	102	.....	102
Courts of Appeals, District Courts, and Other Judicial Services	749	.....	749	7,940	.....	7,940	7,656	.....	7,656
Other	30	.....	30	617	.....	617	580	.....	580
Proprietary Receipts from the Public	.....	7	-7	.....	96	-96	.....	127	-127
Intrabudgetary Transactions	-2	.....	-2	-864	.....	-864	-833	.....	-833
<b>Total--Judicial Branch</b>	<b>788</b>	<b>7</b>	<b>781</b>	<b>7,808</b>	<b>96</b>	<b>7,712</b>	<b>7,505</b>	<b>127</b>	<b>7,378</b>
<b>Department of Agriculture:</b>									
Agricultural Research Service	149	.....	149	1,544	.....	1,544	1,453	.....	1,453
National Institute of Food and Agriculture:									
Research and Education Activities	89	.....	89	857	.....	857	760	.....	760
Extension Activities	60	.....	60	527	.....	527	507	.....	507
Other	14	.....	14	137	.....	137	122	.....	122
Animal and Plant Health Inspection Service	152	.....	152	1,955	.....	1,955	1,541	.....	1,541
Food Safety and Inspection Service	86	.....	86	1,015	.....	1,015	1,011	.....	1,011
Agricultural Marketing Service	240	3	237	2,725	31	2,694	1,778	29	1,749
Risk Management Agency:									
Administrative and Operating Expenses	6	.....	6	62	.....	62	58	.....	58
Federal Crop Insurance Corporation Fund	1,226	285	940	18,688	6,340	12,348	20,908	6,138	14,770
Farm Service Agency:									
Salaries and Expenses	132	.....	132	960	.....	960	883	.....	883
USDA Supplemental Assistance	(**)	.....	(**)	4	.....	4	3	.....	3
Agricultural Disaster Relief Fund	(**)	.....	(**)	(**)	.....	(**)	(**)	.....	(**)
Commodity Credit Corporation	215	562	-347	10,594	4,520	6,073	11,425	4,566	6,858
Tobacco Trust Fund	8	.....	8	9	.....	9	11	.....	11
Agricultural Credit Insurance Fund	18	(**)	18	1,498	17	1,482	1,575	120	1,455
Other	18	.....	18	216	.....	216	331	.....	331
<b>Total--Farm Service Agency</b>	<b>391</b>	<b>562</b>	<b>-171</b>	<b>13,281</b>	<b>4,537</b>	<b>8,744</b>	<b>14,228</b>	<b>4,686</b>	<b>9,541</b>
Natural Resources Conservation Service:									
Conservation Operations	73	.....	73	890	.....	890	716	.....	716
Farm Security and Rural Investment Programs	321	.....	321	3,211	.....	3,211	2,796	.....	2,796
Other	34	.....	34	309	.....	309	320	.....	320
Rural Development	62	.....	62	193	.....	193	182	.....	182
Rural Housing Service:									
Rural Housing Insurance Fund	8	41	-33	1,002	334	668	457	315	143
Rental Assistance Program	141	.....	141	1,312	.....	1,312	1,180	.....	1,180
Other	23	.....	23	-92	.....	-92	401	.....	401
Rural Utilities Service:									
Rural Electrification and Telecommunications Fund	384	(**)	383	476	150	326	1,528	41	1,487
Other	91	6	84	1,022	21	1,001	939	19	919
Foreign Agricultural Service	-268	.....	-268	1,175	.....	1,175	2,001	.....	2,001
Food and Nutrition Service:									
Supplemental Nutrition Assistance Program	9,301	.....	9,301	89,016	.....	89,016	115,669	.....	115,669
Child Nutrition Programs	2,878	.....	2,878	29,325	.....	29,325	27,021	.....	27,021
Special Supplemental Nutrition Program for Women, Infants, and Children (WIC)	618	.....	618	6,032	.....	6,032	5,666	.....	5,666
Other	59	.....	59	575	.....	575	590	.....	590
<b>Total--Food and Nutrition Service</b>	<b>12,856</b>	<b>.....</b>	<b>12,856</b>	<b>124,949</b>	<b>.....</b>	<b>124,949</b>	<b>148,947</b>	<b>.....</b>	<b>148,947</b>

**Table 5. Outlays of the U.S. Government, July 2024 and Other Periods - Continued**

[\$ millions]

Classification	This Month			Current Fiscal Year to Date			Prior Fiscal Year to Date		
	Gross Outlays	Applicable Receipts	Outlays	Gross Outlays	Applicable Receipts	Outlays	Gross Outlays	Applicable Receipts	Outlays
<b>Department of Agriculture: - Continued</b>									
Forest Service:									
National Forest System	188	.....	188	2,111	.....	2,111	1,891	.....	1,891
Capital Improvement and Maintenance	37	.....	37	206	.....	206	147	.....	147
Wildland Fire Management	466	.....	466	3,372	.....	3,372	2,515	.....	2,515
Forest Service Permanent Appropriations	24	.....	24	512	.....	512	476	.....	476
Other	222	.....	222	2,050	.....	2,050	1,735	.....	1,735
Total--Forest Service	936	.....	936	8,251	.....	8,251	6,765	.....	6,765
Other	2,522	.....	2,522	9,313	31	9,282	3,101	25	3,076
Proprietary Receipts from the Public	(**)	1,525	-1,525	(**)	4,302	-4,303	.....	2,374	-2,374
Intrabudgetary Transactions	-3	.....	-3	52	.....	52	75	.....	75
<b>Total--Department of Agriculture</b>	<b>19,592</b>	<b>2,423</b>	<b>17,169</b>	<b>192,853</b>	<b>15,745</b>	<b>177,108</b>	<b>211,771</b>	<b>13,627</b>	<b>198,144</b>
<b>Department of Commerce:</b>									
Economic Development Administration	79	.....	79	836	.....	836	754	.....	754
Bureau of the Census	113	.....	113	1,268	.....	1,268	1,412	.....	1,412
International Trade Administration	73	.....	73	486	.....	486	415	.....	415
National Oceanic and Atmospheric Administration	572	2	570	6,114	16	6,097	5,346	36	5,310
National Institute of Standards and Technology	135	.....	135	1,302	.....	1,302	1,150	.....	1,150
National Telecommunications and Information Administration	107	(**)	107	1,059	284	775	504	(**)	503
Other	40	5	35	674	61	614	478	57	421
Proprietary Receipts from the Public	.....	-6	6	.....	-6	6	.....	14	-14
Intrabudgetary Transactions	1	.....	1	-6	.....	-6	5	.....	5
Offsetting Governmental Receipts	.....	.....	.....	.....	1	-1	.....	3	-3
<b>Total--Department of Commerce</b>	<b>1,121</b>	<b>2</b>	<b>1,119</b>	<b>11,733</b>	<b>355</b>	<b>11,378</b>	<b>10,063</b>	<b>110</b>	<b>9,953</b>
<b>Department of Defense--Military Programs:</b>									
Military Personnel:									
Department of the Army	4,768	.....	4,768	56,844	.....	56,844	55,287	.....	55,287
Department of the Navy	4,660	.....	4,660	47,686	.....	47,686	47,189	.....	47,189
Department of the Air Force	3,669	.....	3,669	37,139	.....	37,139	36,739	.....	36,739
Defense Agencies	.....	.....	.....	19,874	.....	19,874	10,612	.....	10,612
Total--Military Personnel	13,097	.....	13,097	161,543	.....	161,543	149,827	.....	149,827
Operation and Maintenance:									
Department of the Army	6,297	.....	6,297	61,146	.....	61,146	57,778	.....	57,778
Department of the Navy	7,057	.....	7,057	66,027	.....	66,027	61,930	.....	61,930
Department of the Air Force	6,049	.....	6,049	61,891	.....	61,891	58,104	.....	58,104
Defense Agencies	9,824	.....	9,824	78,929	.....	78,929	78,377	4	78,373
Total--Operation and Maintenance	29,227	.....	29,227	267,993	.....	267,993	256,190	4	256,186
International Reconstruction and Other Assistance:									
Department of the Army	.....	.....	.....	2	.....	2	.....	.....	.....
Procurement:									
Department of the Army	1,884	.....	1,884	20,574	.....	20,574	19,231	.....	19,231
Department of the Navy	4,352	.....	4,352	51,371	.....	51,371	49,391	.....	49,391
Department of the Air Force	4,757	.....	4,757	44,905	.....	44,905	41,581	.....	41,581
Defense Agencies	657	.....	657	6,953	.....	6,953	6,320	.....	6,320
Total--Procurement	11,649	.....	11,649	123,802	.....	123,802	116,523	.....	116,523
Research, Development, Test, and Evaluation:									
Department of the Army	1,297	.....	1,297	11,599	.....	11,599	10,262	.....	10,262
Department of the Navy	2,257	.....	2,257	21,836	.....	21,836	18,714	.....	18,714
Department of the Air Force	4,716	.....	4,716	48,888	.....	48,888	43,230	.....	43,230
Defense Agencies	2,965	.....	2,965	28,055	.....	28,055	24,997	.....	24,997
Total--Research, Development, Test, and Evaluation	11,236	.....	11,236	110,377	.....	110,377	97,204	.....	97,204
Military Construction:									
Department of the Army	186	.....	186	1,717	.....	1,717	1,371	.....	1,371
Department of the Navy	353	.....	353	3,161	.....	3,161	3,037	.....	3,037
Department of the Air Force	334	.....	334	2,854	.....	2,854	2,085	.....	2,085
Defense Agencies	295	.....	295	2,359	.....	2,359	2,108	.....	2,108
Total--Military Construction	1,168	.....	1,168	10,090	.....	10,090	8,602	.....	8,602
Family Housing:									
Department of the Army	58	.....	58	490	.....	490	382	.....	382
Department of the Navy	52	.....	52	350	.....	350	339	.....	339
Department of the Air Force	37	.....	37	312	.....	312	367	.....	367
Defense Agencies	4	.....	4	77	.....	77	43	.....	43
Revolving and Management Funds:									

**Table 5. Outlays of the U.S. Government, July 2024 and Other Periods - Continued**

[\$ millions]

Classification	This Month			Current Fiscal Year to Date			Prior Fiscal Year to Date		
	Gross Outlays	Applicable Receipts	Outlays	Gross Outlays	Applicable Receipts	Outlays	Gross Outlays	Applicable Receipts	Outlays
<b>Department of Defense--Military Programs: - Continued</b>									
Department of the Navy	2	.....	2	11	.....	11	91	.....	91
Defense Agencies:									
Working Capital Fund	15	.....	15	1,687	.....	1,687	240	.....	240
Other	3	.....	3	88	.....	88	-18	.....	-18
Trust Funds:									
Department of the Army	9	.....	9	30	.....	30	17	.....	17
Department of the Navy	3	.....	3	22	.....	22	26	.....	26
Department of the Air Force	(**)	.....	(**)	4	.....	4	7	.....	7
Defense Agencies	68	.....	68	436	.....	436	352	.....	352
Proprietary Receipts from the Public:									
Department of the Army	.....	-97	97	.....	70	-70	.....	124	-124
Department of the Navy	.....	-2	2	.....	151	-151	.....	102	-102
Department of the Air Force	.....	6	-6	.....	125	-125	.....	94	-94
Defense Agencies	.....	69	-69	.....	1,550	-1,550	.....	901	-901
Intrabudgetary Transactions:									
Department of the Army	-1	.....	-1	-89	.....	-89	-43	.....	-43
Department of the Navy	-8	.....	-8	-78	.....	-78	-64	.....	-64
Department of the Air Force	3	.....	3	-18	.....	-18	235	.....	235
Defense Agencies	(**)	.....	(**)	-17	.....	-17	-21	.....	-21
Offsetting Governmental Receipts:									
Department of the Army	.....	.....	.....	.....	1	-1	.....	1	-1
Defense Agencies	.....	.....	.....	.....	.....	.....	.....	1	-1
<b>Total--Department of Defense--Military Programs</b>	<b>66,622</b>	<b>-24</b>	<b>66,646</b>	<b>677,113</b>	<b>1,897</b>	<b>675,216</b>	<b>630,297</b>	<b>1,226</b>	<b>629,071</b>
<b>Department of Education:</b>									
Office of Elementary and Secondary Education:									
Accelerating Achievement and Ensuring Equity	1,286	.....	1,286	15,924	.....	15,924	15,647	.....	15,647
Impact Aid	1	.....	1	1,864	.....	1,864	1,527	.....	1,527
Education Improvement Programs	452	.....	452	5,085	.....	5,085	4,727	.....	4,727
Other	3,783	.....	3,783	45,371	.....	45,371	54,946	.....	54,946
<b>Total--Office of Elementary and Secondary Education</b>	<b>5,522</b>	<b>.....</b>	<b>5,522</b>	<b>68,245</b>	<b>.....</b>	<b>68,245</b>	<b>76,847</b>	<b>.....</b>	<b>76,847</b>
Office of Innovation and Improvement	89	.....	89	891	.....	891	774	.....	774
Office of English Language Acquisition	60	.....	60	768	.....	768	698	.....	698
Office of Special Education and Rehabilitative Services:									
Special Education	1,061	.....	1,061	13,834	.....	13,834	12,910	.....	12,910
Rehabilitation Services and Disability Research	367	.....	367	3,358	.....	3,358	2,836	.....	2,836
Special Institutions for Persons with Disabilities	18	.....	18	249	.....	249	251	.....	251
Office of Vocational and Adult Education	162	.....	162	1,826	.....	1,826	1,697	.....	1,697
Office of Postsecondary Education:									
Higher Education	259	.....	259	2,588	.....	2,588	2,344	.....	2,344
Other	63	.....	63	304	(**)	304	320	(**)	320
<b>Total--Office of Postsecondary Education</b>	<b>321</b>	<b>.....</b>	<b>321</b>	<b>2,892</b>	<b>(**)</b>	<b>2,892</b>	<b>2,664</b>	<b>(**)</b>	<b>2,664</b>
Office of Federal Student Aid:									
Student Financial Assistance	1,218	.....	1,218	23,587	.....	23,587	20,967	.....	20,967
Student Aid Administration	175	.....	175	1,779	.....	1,779	1,774	.....	1,774
Federal Student Loan Reserve Fund	.....	.....	.....	.....	.....	.....	56	.....	56
Federal Direct Student Loans	.....	.....	.....	85,850	.....	85,850	137,315	.....	137,315
Federal Family Education Loans	-3	.....	-3	11,959	.....	11,959	8,172	.....	8,172
Other	11	(**)	11	59	3	56	65	1	64
<b>Total--Office of Federal Student Aid</b>	<b>1,401</b>	<b>(**)</b>	<b>1,401</b>	<b>123,234</b>	<b>3</b>	<b>123,231</b>	<b>168,348</b>	<b>1</b>	<b>168,347</b>
Institute of Education Sciences	65	.....	65	658	.....	658	586	.....	586
Departmental Management	64	.....	64	584	.....	584	561	.....	561
Other	6	.....	6	38	.....	38	32	.....	32
Proprietary Receipts from the Public	.....	-22	22	.....	4,940	-4,940	.....	13,054	-13,054
Intrabudgetary Transactions	-9	.....	-9	12	.....	12	66	.....	66
<b>Total--Department of Education</b>	<b>9,127</b>	<b>-22</b>	<b>9,149</b>	<b>216,589</b>	<b>4,943</b>	<b>211,646</b>	<b>268,271</b>	<b>13,056</b>	<b>255,215</b>
<b>Department of Energy:</b>									
National Nuclear Security Administration:									
Naval Reactors	209	.....	209	1,506	.....	1,506	1,292	.....	1,292
Weapons Activities	1,487	.....	1,487	14,853	.....	14,853	13,733	.....	13,733
Defense Nuclear Nonproliferation	215	.....	215	2,209	.....	2,209	2,006	.....	2,006
Other	38	.....	38	421	.....	421	414	.....	414
Environmental and Other Defense Activities:									

**Table 5. Outlays of the U.S. Government, July 2024 and Other Periods - Continued**

[\$ millions]

Classification	This Month			Current Fiscal Year to Date			Prior Fiscal Year to Date		
	Gross Outlays	Applicable Receipts	Outlays	Gross Outlays	Applicable Receipts	Outlays	Gross Outlays	Applicable Receipts	Outlays
<b>Department of Energy: - Continued</b>									
Defense Environmental Cleanup	933	.....	933	6,159	.....	6,159	6,111	.....	6,111
Other Defense Activities	98	.....	98	853	.....	853	807	.....	807
Defense Nuclear Waste Disposal	(**)	.....	(**)	(**)	.....	(**)	(**)	.....	(**)
<b>Energy Programs:</b>									
Science	675	.....	675	6,719	.....	6,719	6,409	.....	6,409
Energy Supply	167	.....	167	1,956	.....	1,956	1,960	.....	1,960
Energy Efficiency and Renewable Energy	337	.....	337	2,946	.....	2,946	2,204	.....	2,204
Fossil Energy Research and Development	79	.....	79	656	.....	656	603	.....	603
Uranium Enrichment Decontamination and Decommissioning Fund	76	.....	76	670	.....	670	775	.....	775
Advanced Technology Vehicles Manufacturing Loan Program	2	.....	2	65	.....	65	68	.....	68
Title 17 Innovative Technology Loan Guarantee Program	5	.....	5	81	.....	81	45	.....	45
Other	192	34	158	3,297	448	2,848	-4,677	431	-5,108
Total--Energy Programs	1,533	34	1,499	16,390	448	15,942	7,387	431	6,956
Power Marketing Administration	407	369	38	5,142	3,665	1,477	4,358	3,758	600
Departmental Administration	38	.....	38	300	.....	300	316	.....	316
Proprietary Receipts from the Public	.....	180	-180	.....	1,240	-1,240	.....	2,828	-2,828
Intrabudgetary Transactions	-443	.....	-443	-1,807	.....	-1,807	-2,015	.....	-2,015
<b>Total--Department of Energy</b>	<b>4,517</b>	<b>584</b>	<b>3,933</b>	<b>46,028</b>	<b>5,354</b>	<b>40,674</b>	<b>34,409</b>	<b>7,017</b>	<b>27,392</b>
<b>Department of Health and Human Services:</b>									
Food and Drug Administration	401	1	400	3,792	6	3,786	2,726	7	2,719
Health Resources and Services Administration	1,102	.....	1,102	11,984	.....	11,984	13,121	.....	13,121
Indian Health Service	813	.....	813	7,534	.....	7,534	6,317	.....	6,317
Centers for Disease Control and Prevention	1,003	.....	1,003	9,929	.....	9,929	9,734	.....	9,734
National Institutes of Health	4,112	.....	4,112	39,429	.....	39,429	37,785	.....	37,785
Substance Abuse and Mental Health Services Administration	774	.....	774	7,460	.....	7,460	6,747	.....	6,747
Agency for Healthcare Research and Quality	31	.....	31	304	.....	304	285	.....	285
<b>Centers for Medicare and Medicaid Services:</b>									
Grants to States for Medicaid	46,696	.....	46,696	506,557	.....	506,557	518,471	.....	518,471
Payments to Health Care Trust Funds	41,682	.....	41,682	430,187	.....	430,187	401,567	.....	401,567
Children's Health Insurance Fund	1,756	.....	1,756	16,250	.....	16,250	14,112	.....	14,112
State Grants and Demonstrations	47	.....	47	486	.....	486	362	.....	362
<b>Federal Hospital Insurance Trust Fund:</b>									
Benefit Payments	40,431	.....	40,431	333,810	.....	333,810	319,448	.....	319,448
Administrative Expenses	389	.....	389	3,387	.....	3,387	3,200	.....	3,200
Total--Federal Hospital Insurance Trust Fund	40,820	.....	40,820	337,197	.....	337,197	322,649	.....	322,649
Health Care Fraud and Abuse Control	368	.....	368	2,205	.....	2,205	1,922	.....	1,922
<b>Federal Supplementary Medical Insurance Trust Fund:</b>									
Benefit Payments	52,958	.....	52,958	430,538	.....	430,538	386,993	.....	386,993
Administrative Expenses	404	.....	404	3,840	.....	3,840	3,483	.....	3,483
<b>Medicare Prescription Drugs:</b>									
Benefit Payments	12,121	.....	12,121	93,962	.....	93,962	88,714	.....	88,714
Total--Federal Supplementary Medical Insurance Trust Fund	65,482	.....	65,482	528,340	.....	528,340	479,190	.....	479,190
Other	-6	.....	-6	7,056	.....	7,056	6,290	.....	6,290
<b>Total--Centers for Medicare and Medicaid Services</b>	<b>196,847</b>	<b>.....</b>	<b>196,847</b>	<b>1,828,278</b>	<b>.....</b>	<b>1,828,278</b>	<b>1,744,562</b>	<b>.....</b>	<b>1,744,562</b>
<b>Administration for Children and Families:</b>									
Temporary Assistance for Needy Families	2,016	.....	2,016	14,709	.....	14,709	13,679	.....	13,679
Contingency Fund	24	.....	24	463	.....	463	532	.....	532
Payments to States for Child Support Enforcement and Family Support Programs	384	.....	384	3,668	.....	3,668	3,372	.....	3,372
Low Income Home Energy Assistance	333	.....	333	4,512	.....	4,512	5,153	.....	5,153
Refugee and Entrant Assistance	599	.....	599	5,730	.....	5,730	5,863	.....	5,863
Child Care Entitlement to States	324	.....	324	2,903	.....	2,903	2,964	.....	2,964
Payments to States for the Child Care and Development Block Grant	1,487	.....	1,487	13,012	.....	13,012	18,510	.....	18,510
Social Services Block Grant	121	.....	121	1,349	.....	1,349	1,359	.....	1,359
Children and Families Services Programs	1,164	.....	1,164	12,450	.....	12,450	12,306	.....	12,306
Payments to States for Foster Care and Adoption Assistance	1,140	.....	1,140	8,482	.....	8,482	8,528	.....	8,528
Other	41	.....	41	498	.....	498	529	.....	529
<b>Total--Administration for Children and Families</b>	<b>7,631</b>	<b>.....</b>	<b>7,631</b>	<b>67,774</b>	<b>.....</b>	<b>67,774</b>	<b>72,794</b>	<b>.....</b>	<b>72,794</b>

**Table 5. Outlays of the U.S. Government, July 2024 and Other Periods - Continued**

[\$ millions]

Classification	This Month			Current Fiscal Year to Date			Prior Fiscal Year to Date		
	Gross Outlays	Applicable Receipts	Outlays	Gross Outlays	Applicable Receipts	Outlays	Gross Outlays	Applicable Receipts	Outlays
<b>Department of Health and Human Services: - Continued</b>									
Administration for Community Living	78	.....	78	2,272	.....	2,272	2,385	.....	2,385
Departmental Management	1,127	.....	1,127	14,319	.....	14,319	31,309	.....	31,309
Other	53	.....	53	1,331	.....	1,331	771	.....	771
Proprietary Receipts from the Public	.....	13,841	-13,841	.....	147,264	-147,264	.....	147,396	-147,396
Intrabudgetary Transactions:									
Payments for Health Insurance for the Aged:									
Federal Supplementary Medical Insurance Trust Fund	-41,661	.....	-41,661	-397,026	.....	-397,026	-372,095	.....	-372,095
Payments for Tax and Other Credits:									
Federal Hospital Insurance Trust Fund	-21	.....	-21	-33,188	.....	-33,188	-29,482	.....	-29,482
Other	40	.....	40	-847	.....	-847	-1,148	.....	-1,148
<b>Total--Department of Health and Human Services</b>	<b>172,329</b>	<b>13,842</b>	<b>158,487</b>	<b>1,563,345</b>	<b>147,270</b>	<b>1,416,076</b>	<b>1,525,811</b>	<b>147,403</b>	<b>1,378,409</b>
<b>Department of Homeland Security:</b>									
Departmental Management and Operations	213	.....	213	2,166	.....	2,166	1,906	.....	1,906
Citizenship and Immigration Services	528	.....	528	4,708	.....	4,708	4,090	.....	4,090
United States Secret Service	245	.....	245	2,572	.....	2,572	2,370	.....	2,370
Transportation Security Administration	458	.....	458	5,781	.....	5,781	5,515	.....	5,515
Immigration and Customs Enforcement	840	.....	840	8,252	.....	8,252	7,582	.....	7,582
U.S. Customs and Border Protection	1,725	6	1,719	18,174	38	18,136	16,568	32	16,536
United States Coast Guard	925	.....	925	10,860	.....	10,860	9,707	.....	9,707
National Protection and Programs Directorate	250	.....	250	2,389	.....	2,389	2,117	.....	2,117
Federal Emergency Management Agency:									
Disaster Relief	3,032	.....	3,032	27,714	.....	27,714	28,915	.....	28,915
National Flood Insurance Fund	146	245	-99	1,505	1,824	-318	5,087	1,256	3,831
Other	274	.....	274	2,327	.....	2,327	1,121	.....	1,121
<b>Total--Federal Emergency Management Agency</b>	<b>3,452</b>	<b>245</b>	<b>3,206</b>	<b>31,546</b>	<b>1,824</b>	<b>29,722</b>	<b>35,123</b>	<b>1,256</b>	<b>33,867</b>
Science and Technology	78	.....	78	743	.....	743	659	.....	659
Domestic Nuclear Detection Office	44	.....	44	346	.....	346	366	.....	366
Other	39	.....	39	548	.....	548	479	.....	479
Proprietary Receipts from the Public	.....	-41	41	.....	1,085	-1,085	.....	920	-920
Intrabudgetary Transactions	71	.....	71	-410	.....	-410	637	.....	637
Offsetting Governmental Receipts	.....	1,217	-1,217	.....	11,576	-11,576	.....	10,803	-10,803
<b>Total--Department of Homeland Security</b>	<b>8,867</b>	<b>1,426</b>	<b>7,441</b>	<b>87,675</b>	<b>14,523</b>	<b>73,153</b>	<b>87,119</b>	<b>13,011</b>	<b>74,109</b>
<b>Department of Housing and Urban Development:</b>									
Public and Indian Housing Programs:									
Tenant Based Rental Assistance	2,880	.....	2,880	28,047	.....	28,047	24,177	.....	24,177
Housing Certificate Fund	(**)	.....	(**)	57	.....	57	3	.....	3
Public Housing Capital Fund	27	.....	27	563	.....	563	854	.....	854
Public Housing Operating Fund	956	.....	956	6,398	.....	6,398	5,878	.....	5,878
Revitalization of Severely Distressed Public Housing (Hope VI)	(**)	.....	(**)	3	.....	3	1	.....	1
Native American Housing Block Grant	115	.....	115	987	.....	987	841	.....	841
Other	25	.....	25	264	.....	264	193	.....	193
<b>Total--Public and Indian Housing Programs</b>	<b>4,002</b>	<b>.....</b>	<b>4,002</b>	<b>36,319</b>	<b>.....</b>	<b>36,319</b>	<b>31,947</b>	<b>.....</b>	<b>31,947</b>
Community Planning and Development:									
Housing Opportunities for Persons with AIDS	32	.....	32	396	.....	396	314	.....	314
Community Development Fund	802	.....	802	7,696	.....	7,696	7,105	.....	7,105
Home Investment Partnership Program	140	.....	140	1,164	.....	1,164	832	.....	832
Neighborhood Stabilization Program	(**)	.....	(**)	2	.....	2	3	.....	3
Homeless Assistance Grants	243	.....	243	2,712	.....	2,712	3,022	.....	3,022
Other	44	.....	44	436	.....	436	304	.....	304
<b>Total--Community Planning and Development</b>	<b>1,261</b>	<b>.....</b>	<b>1,261</b>	<b>12,406</b>	<b>.....</b>	<b>12,406</b>	<b>11,580</b>	<b>.....</b>	<b>11,580</b>
Housing Programs:									
Credit Accounts:									
FHA-Mutual Mortgage Insurance Fund, Program Account	14	.....	14	4,295	.....	4,295	1,941	.....	1,941
FHA-Mutual Mortgage Insurance Capital Reserve Account	-1,407	.....	-1,407	-25,841	.....	-25,841	-12,868	.....	-12,868
FHA-Mutual Mortgage and Cooperative Housing Insurance Fund, Liquidating Account	(**)	(**)	(**)	2	3	(**)	1	4	-2
FHA-General and Special Risk Fund, Program Account	.....	.....	.....	546	.....	546	694	.....	694
FHA-General and Special Risk Fund, Liquidating Account	6	7	-1	77	120	-43	73	132	-59
Housing for the Elderly or Handicapped Fund, Liquidating Account	(**)	5	-5	1	61	-60	2	90	-88
HUD Project-Based Rental Assistance	1,364	.....	1,364	12,919	.....	12,919	12,018	.....	12,018

**Table 5. Outlays of the U.S. Government, July 2024 and Other Periods - Continued**

[\$ millions]

Classification	This Month			Current Fiscal Year to Date			Prior Fiscal Year to Date		
	Gross Outlays	Applicable Receipts	Outlays	Gross Outlays	Applicable Receipts	Outlays	Gross Outlays	Applicable Receipts	Outlays
<b>Department of Housing and Urban Development: - Continued</b>									
Home Ownership Preservation Equity Fund	.....	.....	.....	1	.....	1	.....	.....	.....
Housing for the Elderly	71	.....	71	749	.....	749	724	.....	724
Housing for Persons with Disabilities	20	.....	20	195	.....	195	184	.....	184
Other Assisted Housing Programs	3	.....	3	30	.....	30	35	.....	35
Other	2	(**)	2	49	15	34	48	20	27
<b>Total--Housing Programs</b>	<b>73</b>	<b>13</b>	<b>61</b>	<b>-6,977</b>	<b>199</b>	<b>-7,176</b>	<b>2,851</b>	<b>246</b>	<b>2,605</b>
Government National Mortgage Association:									
Guarantees of Mortgage-Backed Securities	-88	1	-89	-27	6	-33	-1,264	5	-1,269
Management and Administration	182	.....	182	1,907	.....	1,907	1,758	.....	1,758
Other	56	.....	56	322	.....	322	274	.....	274
Proprietary Receipts from the Public:									
FHA-General and Special Risk Fund	.....	17	-17	.....	2,160	-2,160	.....	1,872	-1,872
Other	.....	(**)	(**)	.....	227	-227	.....	444	-444
Intrabudgetary Transactions	2	.....	2	6	.....	6	-4	.....	-4
Offsetting Governmental Receipts	.....	1	-1	.....	13	-13	.....	11	-11
<b>Total--Department of Housing and Urban Development</b>	<b>5,489</b>	<b>32</b>	<b>5,457</b>	<b>43,956</b>	<b>2,605</b>	<b>41,351</b>	<b>47,142</b>	<b>2,578</b>	<b>44,564</b>
<b>Department of the Interior:</b>									
Land and Minerals Management:									
Bureau of Land Management:									
Management of Lands and Resources	90	.....	90	1,156	.....	1,156	1,082	.....	1,082
Other	36	6	30	411	48	363	345	63	282
Bureau of Ocean Energy Management	9	.....	9	133	.....	133	138	.....	138
Office of Surface Mining Reclamation and Enforcement	70	.....	70	1,102	.....	1,102	665	.....	665
<b>Total--Land and Minerals Management</b>	<b>205</b>	<b>6</b>	<b>200</b>	<b>2,802</b>	<b>48</b>	<b>2,754</b>	<b>2,230</b>	<b>63</b>	<b>2,167</b>
Water and Science:									
Bureau of Reclamation:									
Water and Related Resources	152	.....	152	1,814	.....	1,814	1,452	.....	1,452
Other	37	18	19	381	195	186	475	199	276
Central Utah Project	2	.....	2	26	.....	26	27	.....	27
United States Geological Survey	89	.....	89	1,294	.....	1,294	1,220	.....	1,220
<b>Total--Water and Science</b>	<b>279</b>	<b>18</b>	<b>262</b>	<b>3,514</b>	<b>195</b>	<b>3,319</b>	<b>3,174</b>	<b>199</b>	<b>2,975</b>
Fish and Wildlife and Parks:									
United States Fish and Wildlife Service	267	.....	267	3,128	.....	3,128	2,978	.....	2,978
National Park Service	395	(**)	395	3,649	1	3,648	3,334	1	3,333
<b>Total--Fish and Wildlife and Parks</b>	<b>662</b>	<b>(**)</b>	<b>662</b>	<b>6,777</b>	<b>1</b>	<b>6,776</b>	<b>6,312</b>	<b>1</b>	<b>6,311</b>
Indian Affairs:									
Bureau of Indian Affairs and Bureau of Indian Education	223	(**)	223	2,118	(**)	2,117	2,485	(**)	2,485
<b>Total--Indian Affairs</b>	<b>223</b>	<b>(**)</b>	<b>223</b>	<b>2,118</b>	<b>(**)</b>	<b>2,117</b>	<b>2,485</b>	<b>(**)</b>	<b>2,485</b>
Departmental Offices:									
Mineral Leasing and Associated Payments	286	.....	286	3,260	.....	3,260	3,709	.....	3,709
Other	24	.....	24	732	.....	732	609	.....	609
Insular Affairs	189	.....	189	902	.....	902	286	.....	286
Office of the Special Trustee for American Indians	8	.....	8	97	.....	97	94	.....	94
Department-Wide Programs	231	.....	231	2,588	.....	2,588	2,703	.....	2,703
<b>Total--Departmental Offices</b>	<b>737</b>	<b>.....</b>	<b>737</b>	<b>7,578</b>	<b>.....</b>	<b>7,578</b>	<b>7,401</b>	<b>.....</b>	<b>7,401</b>
Other	359	.....	359	1,663	.....	1,663	2,570	.....	2,570
Proprietary Receipts from the Public	.....	825	-825	.....	8,807	-8,807	.....	10,430	-10,430
Intrabudgetary Transactions	-120	.....	-120	-1,296	8	-1,304	-870	4	-873
<b>Total--Department of the Interior</b>	<b>2,347</b>	<b>849</b>	<b>1,498</b>	<b>23,156</b>	<b>9,059</b>	<b>14,097</b>	<b>23,302</b>	<b>10,697</b>	<b>12,605</b>
<b>Department of Justice:</b>									
General Administration	45	.....	45	1,269	.....	1,269	1,157	.....	1,157
Legal Activities and U.S. Marshals:									
General Legal Activities	306	.....	306	3,020	.....	3,020	5,080	.....	5,080
United States Attorneys	208	.....	208	2,173	.....	2,173	2,123	.....	2,123
United States Marshals Service	155	.....	155	1,497	.....	1,497	1,349	.....	1,349
Assets Forfeiture Fund	127	.....	127	1,296	.....	1,296	1,131	.....	1,131
Other	225	.....	225	2,243	.....	2,243	2,361	.....	2,361
Federal Bureau of Investigation	1,001	.....	1,001	9,344	.....	9,344	8,955	.....	8,955
Drug Enforcement Administration	262	.....	262	2,637	.....	2,637	2,421	.....	2,421
Bureau of Alcohol, Tobacco, Firearms, and Explosives	157	.....	157	1,436	.....	1,436	1,304	.....	1,304
Federal Prison System	808	38	770	7,693	372	7,321	7,223	377	6,847
Office of Justice Programs:									



**Table 5. Outlays of the U.S. Government, July 2024 and Other Periods - Continued**

[\$ millions]

Classification	This Month			Current Fiscal Year to Date			Prior Fiscal Year to Date		
	Gross Outlays	Applicable Receipts	Outlays	Gross Outlays	Applicable Receipts	Outlays	Gross Outlays	Applicable Receipts	Outlays
<b>Department of Justice: - Continued</b>									
State and Local Law Enforcement Assistance	191	.....	191	1,642	.....	1,642	1,593	.....	1,593
Community Oriented Policing Services	48	.....	48	344	.....	344	275	.....	275
Crime Victims Fund	218	.....	218	1,794	.....	1,794	1,872	.....	1,872
Other	81	.....	81	1,193	.....	1,193	878	.....	878
Other	51	.....	51	660	.....	660	631	.....	631
Proprietary Receipts from the Public	.....	48	-48	.....	363	-363	.....	157	-157
Intrabudgetary Transactions	-4	.....	-4	-920	.....	-920	-557	.....	-557
Offsetting Governmental Receipts	.....	88	-88	.....	710	-710	.....	660	-660
<b>Total--Department of Justice</b>	<b>3,881</b>	<b>173</b>	<b>3,707</b>	<b>37,322</b>	<b>1,445</b>	<b>35,877</b>	<b>37,798</b>	<b>1,195</b>	<b>36,603</b>
<b>Department of Labor:</b>									
Employment and Training Administration:									
Training and Employment Services	339	.....	339	3,194	.....	3,194	3,035	.....	3,035
Office of Job Corps	163	.....	163	1,554	.....	1,554	1,477	.....	1,477
Community Service Employment for Older Americans	31	.....	31	334	.....	334	315	.....	315
Federal Unemployment Benefits and Allowances	4	.....	4	91	.....	91	159	.....	159
Federal Additional Unemployment Compensation Program-Recovery Act	1	.....	1	-1,603	.....	-1,603	-522	.....	-522
State Unemployment Insurance and Employment Service Operations	341	.....	341	239	.....	239	78	.....	78
Payments to the Unemployment Trust Fund	.....	.....	.....	278	.....	278	325	.....	325
Program Administration	7	.....	7	99	.....	99	95	.....	95
Unemployment Trust Fund:									
Federal-State Unemployment Insurance:									
State Unemployment Benefits	3,304	.....	3,304	30,458	.....	30,458	24,809	.....	24,809
State Administrative Expenses	3	.....	3	3,261	.....	3,261	3,685	.....	3,685
Federal Administrative Expenses	76	.....	76	411	.....	411	464	.....	464
Other	1	.....	1	39	.....	39	127	.....	127
<b>Total--Unemployment Trust Fund</b>	<b>3,384</b>	<b>.....</b>	<b>3,384</b>	<b>34,169</b>	<b>.....</b>	<b>34,169</b>	<b>29,085</b>	<b>.....</b>	<b>29,085</b>
Other	(**)	.....	(**)	(**)	.....	(**)	-12	.....	-12
<b>Total--Employment and Training Administration</b>	<b>4,271</b>	<b>.....</b>	<b>4,271</b>	<b>38,355</b>	<b>.....</b>	<b>38,355</b>	<b>34,034</b>	<b>.....</b>	<b>34,034</b>
Pension Benefit Guaranty Corporation	7,074	935	6,139	13,186	6,482	6,703	48,042	7,475	40,567
Office of Workers' Compensation Programs:									
Special Benefits	308	.....	308	484	.....	484	188	.....	188
Energy Employees Occupational Illness Compensation Fund	212	.....	212	2,214	.....	2,214	1,745	.....	1,745
Special Benefits for Disabled Coal Miners	4	.....	4	34	.....	34	36	.....	36
Black Lung Disability Trust Fund	21	.....	21	166	.....	166	157	.....	157
Other	29	.....	29	291	.....	291	285	.....	285
Wage and Hour Division	22	.....	22	256	.....	256	258	.....	258
Occupational Safety and Health Administration	47	.....	47	551	.....	551	553	.....	553
Mine Safety and Health Administration	41	.....	41	323	.....	323	314	.....	314
Bureau of Labor Statistics	40	.....	40	536	.....	536	484	.....	484
Departmental Management	-1	.....	-1	621	.....	621	583	.....	583
Other	44	.....	44	347	.....	347	315	.....	315
Proprietary Receipts from the Public	.....	-7	7	.....	7	-7	.....	7	-7
Intrabudgetary Transactions	(**)	.....	(**)	-476	.....	-476	-536	.....	-536
<b>Total--Department of Labor</b>	<b>12,112</b>	<b>928</b>	<b>11,184</b>	<b>56,889</b>	<b>6,490</b>	<b>50,400</b>	<b>86,457</b>	<b>7,482</b>	<b>78,975</b>
<b>Department of State:</b>									
Administration of Foreign Affairs:									
Diplomatic and Consular Programs	1,088	.....	1,088	8,063	.....	8,063	8,144	.....	8,144
Educational and Cultural Exchange Programs	62	.....	62	631	.....	631	693	.....	693
Embassy Security, Construction, and Maintenance	-57	.....	-57	1,415	.....	1,415	1,423	.....	1,423
Payment to Foreign Service Retirement and Disability Fund	.....	.....	.....	76	.....	76	159	.....	159
Foreign Service Retirement and Disability Fund	101	.....	101	990	.....	990	950	.....	950
Other	132	.....	132	4,968	.....	4,968	4,342	.....	4,342
<b>Total--Administration of Foreign Affairs</b>	<b>1,326</b>	<b>.....</b>	<b>1,326</b>	<b>16,143</b>	<b>.....</b>	<b>16,143</b>	<b>15,712</b>	<b>.....</b>	<b>15,712</b>
International Organizations and Conferences	63	.....	63	1,991	.....	1,991	1,875	.....	1,875
Global Health and Child Survival	659	.....	659	7,575	.....	7,575	6,178	.....	6,178
Migration and Refugee Assistance	1,284	.....	1,284	4,928	.....	4,928	4,201	.....	4,201
International Narcotics Control and Law Enforcement	159	.....	159	1,327	.....	1,327	1,009	.....	1,009
Andean Counterdrug Programs	.....	.....	.....	(**)	.....	(**)	(**)	.....	(**)
Other	58	.....	58	729	.....	729	706	.....	706
Proprietary Receipts from the Public	.....	480	-480	.....	4,785	-4,785	.....	4,653	-4,653
Intrabudgetary Transactions	61	.....	61	-139	.....	-139	-153	.....	-153
<b>Total--Department of State</b>	<b>3,611</b>	<b>480</b>	<b>3,130</b>	<b>32,553</b>	<b>4,785</b>	<b>27,768</b>	<b>29,529</b>	<b>4,653</b>	<b>24,875</b>

**Table 5. Outlays of the U.S. Government, July 2024 and Other Periods - Continued**

[\$ millions]

Classification	This Month			Current Fiscal Year to Date			Prior Fiscal Year to Date		
	Gross Outlays	Applicable Receipts	Outlays	Gross Outlays	Applicable Receipts	Outlays	Gross Outlays	Applicable Receipts	Outlays
<b>Department of Transportation:</b>									
Office of the Secretary	163	.....	163	1,341	.....	1,341	1,268	.....	1,268
Federal Aviation Administration:									
Operations	-257	.....	-257	924	.....	924	1,048	.....	1,048
Airport and Airway Trust Fund:									
Grants-In-Aid for Airports	304	.....	304	3,264	.....	3,264	3,563	.....	3,563
Facilities and Equipment	290	.....	290	2,518	.....	2,518	2,491	.....	2,491
Research, Engineering, and Development	21	.....	21	189	.....	189	178	.....	178
Trust Fund Share of FAA Operations	1,300	.....	1,300	9,573	.....	9,573	8,900	.....	8,900
Total--Airport and Airway Trust Fund	1,916	.....	1,916	15,544	.....	15,544	15,132	.....	15,132
Other	288	2	286	2,492	89	2,403	3,662	50	3,612
Total--Federal Aviation Administration	1,947	2	1,945	18,960	89	18,871	19,842	50	19,792
Federal Highway Administration:									
Highway Trust Fund:									
Federal-Aid Highways	5,108	.....	5,108	40,600	.....	40,600	36,113	.....	36,113
Other	(**)	.....	(**)	3	.....	3	5	.....	5
Other Programs	647	.....	647	5,824	.....	5,824	4,495	.....	4,495
Total--Federal Highway Administration	5,755	.....	5,755	46,426	.....	46,426	40,613	.....	40,613
Federal Motor Carrier Safety Administration	77	.....	77	739	.....	739	685	.....	685
National Highway Traffic Safety Administration	118	.....	118	1,125	.....	1,125	1,012	.....	1,012
Federal Railroad Administration:									
Capital and Debt Service Grants to the National Railroad Passenger Corporation									
Other	.....	.....	.....	(**)	.....	(**)	(**)	.....	(**)
Other	248	.....	248	3,321	.....	3,321	3,595	.....	3,595
Total--Federal Railroad Administration	248	.....	248	3,322	.....	3,322	3,595	.....	3,595
Federal Transit Administration:									
Formula Grants	(**)	.....	(**)	(**)	.....	(**)	(**)	.....	(**)
Capital Investment Grants	316	.....	316	2,228	.....	2,228	1,417	.....	1,417
Transit Formula Grants	1,025	.....	1,025	9,263	.....	9,263	7,491	.....	7,491
Other	436	.....	436	5,483	.....	5,483	9,524	.....	9,524
Total--Federal Transit Administration	1,777	.....	1,777	16,973	.....	16,973	18,432	.....	18,432
Maritime Administration	239	(**)	238	746	6	740	676	6	671
Other	10	15	-5	500	42	459	422	40	382
Proprietary Receipts from the Public	.....	309	-309	.....	614	-614	.....	512	-512
Intrabudgetary Transactions:									
Other	(**)	.....	(**)	-2	.....	-2	-2	.....	-2
Offsetting Governmental Receipts	.....	6	-6	.....	187	-187	.....	166	-166
<b>Total--Department of Transportation</b>	<b>10,333</b>	<b>332</b>	<b>10,001</b>	<b>90,131</b>	<b>937</b>	<b>89,194</b>	<b>86,544</b>	<b>773</b>	<b>85,771</b>
<b>Department of the Treasury:</b>									
Departmental Offices:									
Exchange Stabilization Fund	.....	100	-100	<sup>2</sup> 112	1,259	-1,147	5	902	-897
Housing and Economic Recovery Programs	(**)	.....	(**)	1	.....	1	1	.....	1
Troubled Asset Relief Program	.....	.....	.....	.....	.....	.....	115	.....	115
ESF - Economic Stabilization Program	(**)	.....	(**)	10	.....	10	10	.....	10
Air Carrier Worker Support	1	.....	1	2	.....	2	1	.....	1
Coronavirus Relief Fund	25	.....	25	457	.....	457	2,182	.....	2,182
Emergency Capital Investment Program	23	.....	23	299	.....	299	159	.....	159
Emergency Rental Assistance	-3	.....	-3	-318	.....	-318	3,122	.....	3,122
Transportation Services	3	.....	3	19	.....	19	-19	.....	-19
Other	449	.....	449	2,479	.....	2,479	3,897	.....	3,897
Bureau of the Fiscal Service:									
Payment to the Resolution Funding Corporation	216	.....	216	920	.....	920	920	.....	920
Financial Agent Services	117	.....	117	1,109	.....	1,109	942	.....	942
Claims, Judgements, and Relief Acts	88	.....	88	1,555	.....	1,555	1,688	.....	1,688
Other	31	.....	31	1,281	(**)	1,281	4,503	1	4,501
Total--Bureau of the Fiscal Service	452	.....	452	4,866	(**)	4,865	8,053	1	8,051
Federal Financing Bank	-258	.....	-258	-1,797	.....	-1,797	-1,513	.....	-1,513
Alcohol and Tobacco Tax and Trade Bureau:									
Salaries and Expenses	13	.....	13	122	.....	122	112	.....	112
Internal Revenue Collections for Puerto Rico	43	.....	43	332	.....	332	306	.....	306
Bureau of Engraving and Printing	-6	.....	-6	-93	.....	-93	29	.....	29
United States Mint	274	327	-53	3,051	3,117	-66	4,360	4,306	54

**Table 5. Outlays of the U.S. Government, July 2024 and Other Periods - Continued**

[\$ millions]

Classification	This Month			Current Fiscal Year to Date			Prior Fiscal Year to Date		
	Gross Outlays	Applicable Receipts	Outlays	Gross Outlays	Applicable Receipts	Outlays	Gross Outlays	Applicable Receipts	Outlays
<b>Department of the Treasury: - Continued</b>									
Internal Revenue Service:									
Taxpayer Services	323	.....	323	3,380	.....	3,380	3,208	.....	3,208
Enforcement	513	.....	513	5,187	.....	5,187	4,459	.....	4,459
Operations Support	556	.....	556	4,967	.....	4,967	4,385	.....	4,385
Build America Bond Payments, Recovery Act	137	.....	137	1,526	.....	1,526	2,172	.....	2,172
Refundable Premium Tax Credits and Cost Sharing Reductions	11,323	.....	11,323	86,804	.....	86,804	64,669	.....	64,669
Payment Where Earned Income Credit Exceeds Liability for Tax	508	.....	508	59,189	.....	59,189	54,695	.....	54,695
Payment Where Child Tax Credit Exceeds Liability for Tax	231	.....	231	25,799	.....	25,799	28,231	.....	28,231
Payment Where American Opportunity Tax Credit Exceeds Liability for Tax	32	.....	32	2,408	.....	2,408	2,540	.....	2,540
Refunding Internal Revenue Collections, Interest	435	.....	435	4,249	.....	4,249	9,158	.....	9,158
Other	482	.....	482	4,598	2	4,596	57,277	2	57,275
<b>Total--Internal Revenue Service</b>	<b>14,540</b>	<b>.....</b>	<b>14,540</b>	<b>198,107</b>	<b>2</b>	<b>198,105</b>	<b>230,794</b>	<b>2</b>	<b>230,792</b>
Comptroller of the Currency	91	4	87	1,075	637	438	958	602	356
Interest on the Public Debt:									
Interest on Treasury Debt Securities (Gross):									
Public Issues (Accrual Basis)	77,674	.....	77,674	743,390	.....	743,390	535,719	.....	535,719
Special Issues (Cash Basis)	10,876	.....	10,876	212,905	.....	212,905	189,981	.....	189,981
<b>Total--Interest on Treasury Debt Securities (Gross)</b>	<b>88,549</b>	<b>.....</b>	<b>88,549</b>	<b>956,295</b>	<b>.....</b>	<b>956,295</b>	<b>725,700</b>	<b>.....</b>	<b>725,700</b>
<b>Total--Interest on the Public Debt</b>	<b>88,549</b>	<b>.....</b>	<b>88,549</b>	<b>956,295</b>	<b>.....</b>	<b>956,295</b>	<b>725,700</b>	<b>.....</b>	<b>725,700</b>
Other	11	17	-6	145	154	-8	130	.....	130
Proprietary Receipts from the Public	.....	20	-20	.....	7,130	-7,130	.....	5,113	-5,113
Intrabudgetary Transactions	-401	.....	-401	-4,296	.....	-4,296	-2,537	.....	-2,537
<b>Total--Department of the Treasury</b>	<b>103,805</b>	<b>468</b>	<b>103,337</b>	<b>1,160,868</b>	<b>12,299</b>	<b>1,148,569</b>	<b>975,864</b>	<b>10,927</b>	<b>964,937</b>
<b>Department of Veterans Affairs:</b>									
Joint DOD-VA Medical Facility Demonstration Fund	67	.....	67	544	.....	544	475	.....	475
Veterans Health Administration:									
Veterans Choice Fund, Veterans Health Administration	(**)	.....	(**)	(**)	.....	(**)	-32	.....	-32
Medical Services	7,558	.....	7,558	80,172	.....	80,172	81,400	.....	81,400
Medical Support and Compliance	873	.....	873	8,237	.....	8,237	7,259	.....	7,259
Medical Facilities	843	.....	843	7,267	.....	7,267	5,633	.....	5,633
Other	172	34	138	2,093	355	1,738	6,409	317	6,092
Benefits Programs:									
Public Enterprise Funds:									
Housing Accounts	(**)	(**)	(**)	(**)	3	-3	(**)	4	-3
Other	88	83	5	855	1,362	-507	678	1,168	-489
Compensation and Pensions	14,777	.....	14,777	130,209	.....	130,209	112,310	.....	112,310
Readjustment Benefits	792	.....	792	11,102	.....	11,102	9,691	.....	9,691
Veterans Housing Benefit Program Fund	8	.....	8	1,683	.....	1,683	935	.....	935
Insurance Funds:									
National Service Life	17	.....	17	237	.....	237	247	.....	247
Veterans Special Life	14	(**)	13	148	28	120	115	33	81
Other	2,829	6	2,823	19,108	48	19,060	424	16	408
<b>Total--Benefits Programs</b>	<b>18,525</b>	<b>90</b>	<b>18,435</b>	<b>163,342</b>	<b>1,441</b>	<b>161,900</b>	<b>124,401</b>	<b>1,221</b>	<b>123,180</b>
Departmental Administration:									
Construction	105	.....	105	813	.....	813	1,087	.....	1,087
Information Technology Systems	631	.....	631	5,072	.....	5,072	4,415	.....	4,415
General Operating Expenses	562	.....	562	4,148	.....	4,148	3,339	.....	3,339
Other	175	.....	175	2,327	.....	2,327	3,624	.....	3,624
Proprietary Receipts from the Public:									
National Service Life	.....	1	-1	.....	8	-8	.....	15	-15
Other	.....	681	-681	.....	8,202	-8,202	.....	4,117	-4,117
Intrabudgetary Transactions	-19	.....	-19	-41	.....	-41	10	.....	10
<b>Total--Department of Veterans Affairs</b>	<b>29,491</b>	<b>805</b>	<b>28,686</b>	<b>273,976</b>	<b>10,006</b>	<b>263,970</b>	<b>238,019</b>	<b>5,670</b>	<b>232,349</b>
<b>Corps of Engineers:</b>									
Construction	297	.....	297	3,108	.....	3,108	2,631	.....	2,631
Operation and Maintenance	520	.....	520	2,707	.....	2,707	2,730	.....	2,730
Flood Control and Coastal Emergencies	82	.....	82	503	.....	503	409	.....	409
Harbor Maintenance Trust Fund	.....	.....	.....	1,614	.....	1,614	900	.....	900
Rivers and Harbors Contributed Funds	50	.....	50	520	.....	520	327	.....	327

**Table 5. Outlays of the U.S. Government, July 2024 and Other Periods - Continued**

[\$ millions]

Classification	This Month			Current Fiscal Year to Date			Prior Fiscal Year to Date		
	Gross Outlays	Applicable Receipts	Outlays	Gross Outlays	Applicable Receipts	Outlays	Gross Outlays	Applicable Receipts	Outlays
<b>Corps of Engineers: - Continued</b>									
Other	164	.....	164	1,584	.....	1,584	1,550	.....	1,550
Proprietary Receipts from the Public	.....	66	-66	.....	859	-859	.....	906	-906
Intrabudgetary Transactions	(**)	.....	(**)	(**)	.....	(**)	(**)	.....	(**)
<b>Total--Corps of Engineers</b>	<b>1,114</b>	<b>66</b>	<b>1,047</b>	<b>10,036</b>	<b>859</b>	<b>9,177</b>	<b>8,546</b>	<b>906</b>	<b>7,640</b>
<b>Other Defense Civil Programs:</b>									
Military Retirement:									
Payment to Military Retirement Fund	.....	.....	.....	151,521	.....	151,521	120,438	.....	120,438
Military Retirement Fund	6,554	.....	6,554	59,028	.....	59,028	56,210	.....	56,210
Retiree Health Care:									
Payment to Department of Defense Medicare-Eligible Retiree Health Care Fund	.....	.....	.....	9,584	.....	9,584	9,981	.....	9,981
Department of Defense Medicare-Eligible Retiree Health Care Fund	1,365	.....	1,365	10,552	.....	10,552	10,163	.....	10,163
Educational Benefits	7	.....	7	143	.....	143	142	.....	142
Other	30	.....	30	285	.....	285	350	.....	350
Proprietary Receipts from the Public	.....	2	-2	.....	20	-20	.....	22	-22
Intrabudgetary Transactions	-1,200	.....	-1,200	-177,492	.....	-177,492	-145,540	.....	-145,540
<b>Total--Other Defense Civil Programs</b>	<b>6,755</b>	<b>2</b>	<b>6,753</b>	<b>53,620</b>	<b>20</b>	<b>53,600</b>	<b>51,743</b>	<b>22</b>	<b>51,720</b>
<b>Environmental Protection Agency:</b>									
Science and Technology	60	.....	60	641	.....	641	616	.....	616
Environmental Programs and Management	266	.....	266	2,546	.....	2,546	2,324	.....	2,324
State and Tribal Assistance Grants	461	.....	461	5,926	.....	5,926	4,580	.....	4,580
Payment to the Hazardous Substance Superfund	.....	.....	.....	283	.....	283	1,218	.....	1,218
Hazardous Substance Superfund	169	.....	169	1,597	.....	1,597	1,314	.....	1,314
Other	14	3	11	201	64	137	224	61	162
Proprietary Receipts from the Public	.....	38	-38	.....	376	-376	.....	235	-235
Intrabudgetary Transactions	11	.....	11	-216	.....	-216	-1,185	.....	-1,185
Offsetting Governmental Receipts	.....	4	-4	.....	29	-29	.....	28	-28
<b>Total--Environmental Protection Agency</b>	<b>980</b>	<b>44</b>	<b>936</b>	<b>10,978</b>	<b>469</b>	<b>10,509</b>	<b>9,090</b>	<b>325</b>	<b>8,765</b>
<b>Executive Office of the President:</b>									
The White House	7	.....	7	65	.....	65	57	.....	57
Office of Management and Budget	12	.....	12	111	.....	111	98	.....	98
Unanticipated Needs	3	.....	3	55	.....	55	44	.....	44
Other	27	.....	27	267	.....	267	236	.....	236
Proprietary Receipts from the Public	.....	(**)	(**)	.....	(**)	(**)	.....	(**)	(**)
Intrabudgetary Transactions	(**)	.....	(**)	2	.....	2	1	.....	1
<b>Total--Executive Office of the President</b>	<b>49</b>	<b>(**)</b>	<b>49</b>	<b>500</b>	<b>(**)</b>	<b>500</b>	<b>435</b>	<b>(**)</b>	<b>435</b>
<b>General Services Administration:</b>									
Real Property Activities	-55	.....	-55	-523	.....	-523	-645	.....	-645
Supply and Technology Activities	48	.....	48	177	.....	177	-67	.....	-67
General Activities	32	.....	32	267	.....	267	270	.....	270
Proprietary Receipts from the Public	.....	-2	2	.....	31	-31	.....	139	-139
Intrabudgetary Transactions	-5	.....	-5	-17	.....	-17	-14	.....	-14
<b>Total--General Services Administration</b>	<b>19</b>	<b>-2</b>	<b>22</b>	<b>-97</b>	<b>31</b>	<b>-128</b>	<b>-456</b>	<b>139</b>	<b>-596</b>
<b>International Assistance Programs:</b>									
Millennium Challenge Corporation	53	.....	53	604	.....	604	573	.....	573
International Security Assistance:									
Foreign Military Financing Program	116	.....	116	6,800	.....	6,800	6,619	.....	6,619
Economic Support Fund	4,251	.....	4,251	8,479	.....	8,479	17,647	.....	17,647
Other	175	4	171	1,086	22	1,064	1,049	23	1,026
Proprietary Receipts from the Public	.....	.....	.....	.....	.....	.....	.....	219	-219
<b>Total--International Security Assistance</b>	<b>4,542</b>	<b>4</b>	<b>4,538</b>	<b>16,365</b>	<b>22</b>	<b>16,343</b>	<b>25,315</b>	<b>242</b>	<b>25,073</b>
Multilateral Assistance:									
Contribution to the International Development Association	.....	.....	.....	1,630	.....	1,630	1,430	.....	1,430
Other	200	.....	200	1,064	.....	1,064	1,308	.....	1,308
Proprietary Receipts from the Public	.....	.....	.....	.....	1	-1	.....	.....	.....
<b>Total--Multilateral Assistance</b>	<b>200</b>	<b>.....</b>	<b>200</b>	<b>2,695</b>	<b>1</b>	<b>2,694</b>	<b>2,739</b>	<b>.....</b>	<b>2,739</b>
Agency for International Development:									
Development Assistance Program	439	.....	439	2,812	.....	2,812	2,646	.....	2,646
Assistance for Europe, Eurasia and Central Asia	80	.....	80	768	.....	768	830	.....	830
International Disaster Assistance	805	.....	805	5,521	.....	5,521	8,221	.....	8,221

**Table 5. Outlays of the U.S. Government, July 2024 and Other Periods - Continued**

[\$ millions]

Classification	This Month			Current Fiscal Year to Date			Prior Fiscal Year to Date		
	Gross Outlays	Applicable Receipts	Outlays	Gross Outlays	Applicable Receipts	Outlays	Gross Outlays	Applicable Receipts	Outlays
<b>International Assistance Programs: - Continued</b>									
Operating Expenses	127	.....	127	1,504	.....	1,504	1,360	.....	1,360
Other	105	.....	105	-140	(**)	-140	528	(**)	528
Proprietary Receipts from the Public	.....	302	-302	.....	393	-393	.....	63	-63
Intrabudgetary Transactions	1	.....	1	-5	.....	-5	-1	.....	-1
<b>Total--Agency for International Development</b>	<b>1,557</b>	<b>302</b>	<b>1,255</b>	<b>10,459</b>	<b>393</b>	<b>10,066</b>	<b>13,582</b>	<b>63</b>	<b>13,520</b>
Overseas Private Investment Corporation:									
Overseas Private Investment Corporation Accounts	(**)	.....	(**)	(**)	.....	(**)	5	(**)	5
<b>Total--Overseas Private Investment Corporation</b>	<b>(**)</b>	<b>.....</b>	<b>(**)</b>	<b>(**)</b>	<b>.....</b>	<b>(**)</b>	<b>5</b>	<b>(**)</b>	<b>5</b>
Peace Corps	44	1	42	392	2	390	349	(**)	349
Proprietary Receipts	.....	(**)	(**)	.....	1	-1	.....	(**)	(**)
Military Sales Program:									
Foreign Military Sales Trust Fund	3,803	.....	3,803	39,323	.....	39,323	31,652	.....	31,652
Other	11	32	-21	104	109	-4	166	125	41
Proprietary Receipts from the Public	.....	4,307	-4,307	.....	41,237	-41,237	.....	41,860	-41,860
Other	58	-34	92	1,227	926	300	1,181	791	390
<b>Total--International Assistance Programs</b>	<b>10,267</b>	<b>4,612</b>	<b>5,655</b>	<b>71,169</b>	<b>42,691</b>	<b>28,478</b>	<b>75,562</b>	<b>43,081</b>	<b>32,481</b>
<b>National Aeronautics and Space Administration:</b>									
Science	652	.....	652	6,353	.....	6,353	6,277	.....	6,277
Aeronautics	71	.....	71	775	.....	775	681	.....	681
Exploration	673	.....	673	6,120	.....	6,120	5,870	.....	5,870
Cross Agency Support	250	.....	250	2,507	.....	2,507	2,531	.....	2,531
Space Operations	264	.....	264	3,554	.....	3,554	3,397	.....	3,397
Other	148	.....	148	1,460	.....	1,460	1,421	.....	1,421
Proprietary Receipts from the Public	.....	(**)	(**)	.....	2	-2	.....	3	-3
Intrabudgetary Transactions	(**)	.....	(**)	-1	.....	-1	-3	.....	-3
<b>Total--National Aeronautics and Space Administration</b>	<b>2,058</b>	<b>(**)</b>	<b>2,058</b>	<b>20,769</b>	<b>2</b>	<b>20,766</b>	<b>20,174</b>	<b>3</b>	<b>20,171</b>
<b>National Science Foundation:</b>									
Research and Related Activities	767	.....	767	5,715	.....	5,715	5,494	.....	5,494
Education and Human Resources	124	.....	124	1,049	.....	1,049	928	.....	928
Other	63	.....	63	582	.....	582	496	.....	496
Proprietary Receipts from the Public	.....	4	-4	.....	28	-28	.....	20	-20
<b>Total--National Science Foundation</b>	<b>953</b>	<b>4</b>	<b>949</b>	<b>7,346</b>	<b>28</b>	<b>7,318</b>	<b>6,917</b>	<b>20</b>	<b>6,898</b>
<b>Office of Personnel Management:</b>									
Government Payment for Annuitants, Employees Health and Life Insurance Benefits									
Life Insurance Benefits	1,282	.....	1,282	12,543	.....	12,543	12,042	.....	12,042
Postal Service Retiree Health Benefits Fund	381	.....	381	3,778	.....	3,778	3,618	.....	3,618
Civil Service Retirement and Disability Fund	9,288	.....	9,288	89,965	.....	89,965	86,707	.....	86,707
Employees Life Insurance Fund	314	360	-46	3,241	4,573	-1,333	3,208	4,039	-831
Employees and Retired Employees Health Benefits Fund	6,308	5,473	835	57,546	55,886	1,659	53,947	52,491	1,456
Other	22	.....	22	220	.....	220	123	.....	123
Proprietary Receipts from the Public	.....	(**)	(**)	.....	1	-1	.....	3	-3
Intrabudgetary Transactions:									
Postal Service Contributions	-1	.....	-1	-685	.....	-685	-791	.....	-791
Civil Service Retirement and Disability Fund:									
Other	-4	.....	-4	-38	.....	-38	-35	.....	-35
<b>Total--Office of Personnel Management</b>	<b>17,591</b>	<b>5,833</b>	<b>11,758</b>	<b>166,569</b>	<b>60,461</b>	<b>106,108</b>	<b>158,819</b>	<b>56,534</b>	<b>102,285</b>
<b>Small Business Administration:</b>									
Salaries and Expenses	153	.....	153	740	(**)	740	-45	.....	-45
Business Loans Program	1	(**)	2	544	1	543	343	1	342
Disaster Loans Program	29	(**)	29	34,051	(**)	34,051	29,819	(**)	29,819
Other	31	4	27	366	24	342	444	21	422
Proprietary Receipts from the Public	.....	29	-29	.....	2,903	-2,903	.....	4,971	-4,971
Intrabudgetary Transactions	33	.....	33	-3	.....	-3	-16	.....	-16
<b>Total--Small Business Administration</b>	<b>248</b>	<b>32</b>	<b>215</b>	<b>35,698</b>	<b>2,928</b>	<b>32,769</b>	<b>30,546</b>	<b>4,993</b>	<b>25,552</b>
<b>Social Security Administration:</b>									
Payments to Social Security Trust Funds	10,775	.....	10,775	53,711	.....	53,711	50,748	.....	50,748
Supplemental Security Income Program	5,685	.....	5,685	50,572	.....	50,572	48,558	.....	48,558
Federal Old-Age and Survivors Insurance Trust Fund (Off-Budget):									
Benefit Payments	109,873	.....	109,873	1,073,023	.....	1,073,023	986,696	.....	986,696
Administrative Expenses	321	.....	321	3,684	.....	3,684	3,621	.....	3,621
Payment to Railroad Retirement Account	.....	.....	.....	5,860	.....	5,860	5,576	.....	5,576
<b>Total--Federal Old-Age and Survivors Insurance Trust Fund (Off-Budget)</b>	<b>110,194</b>	<b>.....</b>	<b>110,194</b>	<b>1,082,567</b>	<b>.....</b>	<b>1,082,567</b>	<b>995,894</b>	<b>.....</b>	<b>995,894</b>

**Table 5. Outlays of the U.S. Government, July 2024 and Other Periods - Continued**

[\$ millions]

Classification	This Month			Current Fiscal Year to Date			Prior Fiscal Year to Date		
	Gross Outlays	Applicable Receipts	Outlays	Gross Outlays	Applicable Receipts	Outlays	Gross Outlays	Applicable Receipts	Outlays
<b>Social Security Administration: - Continued</b>									
Federal Disability Insurance Trust Fund (Off-Budget):									
Benefit Payments	12,811	.....	12,811	127,758	.....	127,758	124,348	.....	124,348
Administrative Expenses	238	.....	238	2,189	.....	2,189	2,256	.....	2,256
Payment to Railroad Retirement Account	.....	.....	.....	74	.....	74	60	.....	60
Total--Federal Disability Insurance Trust Fund (Off-Budget)	13,049	.....	13,049	130,020	.....	130,020	126,664	.....	126,664
Other	16	.....	16	143	.....	143	146	.....	146
Proprietary Receipts from the Public:									
On-Budget	.....	289	-289	.....	2,568	-2,568	.....	2,136	-2,136
Off-Budget	.....	2	-2	.....	-45	45	.....	20	-20
Intrabudgetary Transactions:									
Off-Budget <sup>1</sup>	-10,775	.....	-10,775	-53,709	.....	-53,709	-50,929	.....	-50,929
<b>Total--Social Security Administration</b>	<b>128,945</b>	<b>291</b>	<b>128,654</b>	<b>1,263,306</b>	<b>2,523</b>	<b>1,260,783</b>	<b>1,171,080</b>	<b>2,156</b>	<b>1,168,925</b>
Independent Agencies									
United States Agency for Global Media	50	(**)	50	715	(**)	715	692	(**)	692
Bureau of Consumer Financial Protection	109	(**)	109	1,028	(**)	1,028	647	(**)	647
Corporation for National and Community Service	125	2	123	1,036	7	1,029	779	1	779
Corporation for Public Broadcasting	.....	.....	.....	585	.....	585	535	.....	535
District of Columbia:									
Courts	26	.....	26	297	.....	297	264	(**)	264
General and Special Payments	73	24	48	610	99	511	628	90	539
Equal Employment Opportunity Commission	37	2	35	387	6	381	362	4	359
Export-Import Bank of the United States	14	.....	14	110	623	-513	239	429	-190
Federal Communications Commission:									
Universal Service Fund	782	.....	782	7,188	.....	7,188	6,725	.....	6,725
Other	310	2	308	8,993	20	8,973	8,165	18	8,147
Federal Deposit Insurance Corporation:									
Deposit Insurance Fund	-3,357	.....	-3,357	42,620	.....	42,620	45,119	.....	45,119
FSLIC Resolution Fund	(**)	5	-5	(**)	44	-44	(**)	35	-35
Total--Federal Deposit Insurance Corporation	-3,357	5	-3,362	42,620	44	42,576	45,119	35	45,084
Federal Drug Control Programs	36	.....	36	347	.....	347	360	.....	360
Federal Housing Finance Agency	28	.....	28	301	.....	301	292	.....	292
Institute of Museum and Library Services	31	(**)	31	228	(**)	228	283	(**)	283
Intelligence Community Management Account	52	.....	52	448	.....	448	481	.....	481
Legal Services Corporation	139	.....	139	560	.....	560	580	.....	580
National Archives and Records Administration	39	1	38	408	15	393	358	15	343
National Credit Union Administration	34	35	-1	674	1,466	-792	1,266	1,654	-388
National Endowment for the Arts	15	(**)	15	183	(**)	183	189	1	188
National Endowment for the Humanities	18	.....	18	164	(**)	164	201	(**)	201
National Labor Relations Board	24	(**)	24	241	(**)	240	230	(**)	229
Nuclear Regulatory Commission	80	5	74	772	598	174	725	563	162
Postal Service:									
Off-Budget:									
Public Enterprise Funds	6,308	7,008	-699	85,960	84,887	1,072	95,041	91,478	3,563
Other	.....	.....	.....	268	.....	268	271	.....	271
Other	.....	.....	.....	81	.....	81	50	.....	50
Railroad Retirement Board:									
Federal Windfall Subsidy	(**)	.....	(**)	5	.....	5	7	.....	7
Federal Payments to the Railroad Retirement Accounts	275	.....	275	961	.....	961	823	.....	823
Railroad Unemployment Insurance Trust Fund:									
Benefit Payments	4	.....	4	47	.....	47	52	.....	52
Transfer To Administrative Funds	2	.....	2	19	.....	19	16	.....	16
Other	(**)	.....	(**)	(**)	.....	(**)	(**)	.....	(**)
Rail Industry Pension Fund:									
Benefit Payments	481	.....	481	4,812	.....	4,812	4,761	.....	4,761
OASDI Certifications	(**)	.....	(**)	-2	.....	-2	-3	.....	-3
Transfer to Administrative Funds	8	.....	8	80	.....	80	83	.....	83
Other	(**)	.....	(**)	1	.....	1	(**)	.....	(**)
National Railroad Retirement Investment Trust:									
Administrative Expenses	3	.....	3	51	.....	51	50	.....	50
Transfers to the Railroad Retirement Trust Funds from the National Railroad Retirement Investment Trust	182	.....	182	1,001	.....	1,001	1,160	.....	1,160

**Table 5. Outlays of the U.S. Government, July 2024 and Other Periods - Continued**

[\$ millions]

Classification	This Month			Current Fiscal Year to Date			Prior Fiscal Year to Date		
	Gross Outlays	Applicable Receipts	Outlays	Gross Outlays	Applicable Receipts	Outlays	Gross Outlays	Applicable Receipts	Outlays
Independent Agencies - Continued	.....	.....	.....	.....	.....	.....	.....	.....	.....
Railroad Social Security Equivalent Benefit Account:									
Benefit Payments	713	.....	713	7,257	.....	7,257	6,980	.....	6,980
Transfer To Administrative Funds	2	.....	2	18	.....	18	18	.....	18
Other	5	.....	5	13	.....	13	-17	.....	-17
Proprietary Receipts from the Public	.....	239	-239	.....	2,578	-2,578	.....	1,742	-1,742
Intrabudgetary Transactions:									
Payments from Other Funds to the Railroad Retirement Trust Funds	.....	.....	.....	-5,933	.....	-5,933	-5,636	.....	-5,636
Other	-457	.....	-457	-1,965	.....	-1,965	-1,986	.....	-1,986
Total--Railroad Retirement Board	1,219	239	980	6,365	2,578	3,786	6,311	1,742	4,569
Securities and Exchange Commission	201	(**)	201	1,974	-1	1,974	917	(**)	917
Smithsonian Institution	125	(**)	125	1,142	(**)	1,141	1,141	(**)	1,140
Tennessee Valley Authority	4,015	3,935	80	37,791	37,072	719	32,696	32,232	464
Other	273	60	213	3,451	1,032	2,419	3,205	1,020	2,184
<b>Total--Independent Agencies</b>	<b>10,805</b>	<b>11,319</b>	<b>-513</b>	<b>204,927</b>	<b>128,448</b>	<b>76,480</b>	<b>208,753</b>	<b>129,282</b>	<b>79,471</b>
<b>Undistributed Offsetting Receipts:</b>									
Other Interest	-1	.....	-1	-8	1	-9	-6	1	-7
Employer Share, Employee Retirement:									
Department of Health and Human Services:									
Federal Hospital Insurance Trust Fund:									
Federal Employer Contributions	-432	.....	-432	-4,010	.....	-4,010	-3,806	.....	-3,806
Postal Service Employer Contributions	-75	.....	-75	-668	.....	-668	-596	.....	-596
Department of State:									
Foreign Service Retirement and Disability Fund	-35	.....	-35	-373	.....	-373	-350	.....	-350
Other Defense Civil Programs:									
Military Retirement Fund	-2,090	.....	-2,090	-40,421	.....	-40,421	-33,861	.....	-33,861
Department of Defense Medicare-Eligible Retiree Health Care Fund	.....	.....	.....	-10,837	.....	-10,837	-10,033	.....	-10,033
Office of Personnel Management:									
Civil Service Retirement and Disability Fund	-4,158	.....	-4,158	-43,402	.....	-43,402	-40,084	.....	-40,084
Social Security Administration:									
Federal Old-Age and Survivors Insurance Trust Fund:									
Federal Employer Contributions	-1,797	.....	-1,797	-16,323	.....	-16,323	-15,266	.....	-15,266
Federal Disability Insurance Trust Fund:									
Federal Employer Contributions	-305	.....	-305	-2,772	.....	-2,772	-2,591	.....	-2,591
Other	(**)	.....	(**)	-3	.....	-3	-2	.....	-2
Total--Employer Share, Employee Retirement	-8,893	.....	-8,893	-118,809	.....	-118,809	-106,589	.....	-106,589
Interest Received by Trust Funds:									
Judicial Branch:									
Judicial Survivors Annuity Fund	-1	.....	-1	-24	.....	-24	-23	.....	-23
Department of Health and Human Services:									
Federal Hospital Insurance Trust Fund	-18	.....	-18	-5,996	.....	-5,996	-5,147	.....	-5,147
Federal Supplementary Medical Insurance Trust Fund	-29	.....	-29	-3,898	.....	-3,898	-4,235	.....	-4,235
Department of Homeland Security:									
Oil Spill Liability Trust Fund	-39	.....	-39	-303	.....	-303	-195	.....	-195
Other	-8	.....	-8	-66	.....	-66	-18	.....	-18
Department of Labor:									
Unemployment Trust Fund	-4	.....	-4	-2,220	.....	-2,220	-1,330	.....	-1,330
Department of State:									
Foreign Service Retirement and Disability Fund	(**)	.....	(**)	-602	.....	-602	-513	.....	-513
Department of Transportation:									
Airport and Airway Trust Fund	-5	.....	-5	-476	.....	-476	-241	.....	-241
Highway Trust Fund	-534	.....	-534	-5,160	.....	-5,160	-4,635	.....	-4,635
Department of Veterans Affairs:									
National Service Life Insurance Fund	(**)	.....	(**)	-19	.....	-19	-27	.....	-27
United States Government Life Insurance Fund	(**)	.....	(**)	(**)	.....	(**)	(**)	.....	(**)
Corps of Engineers	-73	.....	-73	-496	.....	-496	-264	.....	-264
Other Defense Civil Programs:									
Military Retirement Fund	-5,059	.....	-5,059	-56,462	.....	-56,462	-48,170	.....	-48,170
Educational Benefits Fund	-2	.....	-2	-18	.....	-18	-20	.....	-20
Armed Forces Retirement Home	-1	.....	-1	-8	.....	-8	-6	.....	-6
Environmental Protection Agency	-15	.....	-15	-200	.....	-200	-119	.....	-119
Office of Personnel Management:									
Civil Service Retirement and Disability Fund	-1	.....	-1	-26,561	.....	-26,561	-23,850	.....	-23,850
Social Security Administration:									
Federal Old-Age and Survivors Insurance Trust Fund	-99	.....	-99	-62,171	.....	-62,171	-62,044	.....	-62,044

**Table 5. Outlays of the U.S. Government, July 2024 and Other Periods - Continued**

[\$ millions]

Classification	This Month			Current Fiscal Year to Date			Prior Fiscal Year to Date		
	Gross Outlays	Applicable Receipts	Outlays	Gross Outlays	Applicable Receipts	Outlays	Gross Outlays	Applicable Receipts	Outlays
<b>Undistributed Offsetting Receipts: - Continued</b>									
Federal Disability Insurance Trust Fund	-20	.....	-20	-4,485	.....	-4,485	-3,185	.....	-3,185
Independent Agencies:									
Railroad Retirement Board	-4	.....	-4	-27	.....	-27	-24	.....	-24
Other	-9	.....	-9	-66	.....	-66	-25	.....	-25
Other	-38	.....	-38	-354	.....	-354	-262	.....	-262
Total--Interest Received by Trust Funds	-5,957	.....	-5,957	-169,614	.....	-169,614	-154,331	.....	-154,331
Rents and Royalties on the Outer Continental Shelf Lands	.....	916	-916	.....	6,103	-6,103	.....	6,142	-6,142
<b>Total--Undistributed Offsetting Receipts</b>	<b>-14,851</b>	<b>916</b>	<b>-15,767</b>	<b>-288,431</b>	<b>6,104</b>	<b>-294,534</b>	<b>-260,926</b>	<b>6,142</b>	<b>-267,068</b>
<b>Total Outlays</b>	<b>619,547</b>	<b>45,429</b>	<b>574,119</b>	<b>6,084,005</b>	<b>482,430</b>	<b>5,601,575</b>	<b>5,785,664</b>	<b>483,202</b>	<b>5,302,461</b>
<b>Total On-Budget</b>	<b>502,991</b>	<b>38,419</b>	<b>464,572</b>	<b>4,924,649</b>	<b>397,588</b>	<b>4,527,062</b>	<b>4,701,808</b>	<b>391,705</b>	<b>4,310,104</b>
<b>Total Off-Budget</b>	<b>116,556</b>	<b>7,010</b>	<b>109,546</b>	<b>1,159,356</b>	<b>84,842</b>	<b>1,074,513</b>	<b>1,083,855</b>	<b>91,498</b>	<b>992,357</b>
<b>Total Surplus (+) or Deficit (-)</b>			<b>-243,741</b>			<b>-1,516,999</b>			<b>-1,613,780</b>
<b>Total On-Budget</b>			<b>-228,613</b>			<b>-1,499,331</b>			<b>-1,628,415</b>
<b>Total Off-Budget</b>			<b>-15,128</b>			<b>-17,668</b>			<b>+14,634</b>

**MEMORANDUM**

Receipts Offset Against Outlays (In Millions)

	Current Fiscal Year to Date	Comparable Period Prior Fiscal Year
Proprietary Receipts	251,569	254,836
Intrabudgetary Transactions	970,606	877,059
Governmental Receipts	13,147	12,263
<b>Total Receipts Offset Against Outlays</b>	<b>1,235,323</b>	<b>1,144,159</b>

1 Includes FICA and SECA tax credits, non-contributory military service credits, special benefits for the aged and credit for the unnegotiated OASI benefit checks.

2 Amount increased by \$5 billion due to additional reporting for June 2024.

Note: Details may not add to totals due to rounding.

... No Transactions

(\*\*) Less than absolute value of \$500,000



**Table 6. Means of Financing the Deficit or Disposition of Surplus by the U.S. Government, July 2024 and Other Periods**

[\$ millions]

Assets and Liabilities Directly Related to Budget Off-Budget Activity	Net Transactions (-) denotes net reduction of either liability or asset accounts			Account Balances Current Fiscal Year		
	This Month	Fiscal Year to Date		Beginning of		Close of This Month
		This Year	Prior Year	This Year	This Month	
<b>Liability Accounts:</b>						
Borrowing from the Public:						
Treasury Securities, Issued Under General Financing Authorities:						
Debt Held by the Public	317,615	1,600,369	1,409,607	26,330,142	27,612,896	27,930,511
Intragovernmental Holdings	-44,479	337,068	270,067	6,837,192	7,218,738	7,174,259
Total Treasury Securities Outstanding	273,136	1,937,437	1,679,673	33,167,334	34,831,634	35,104,771
Plus Premium on Treasury Securities	1,203	3,930	688	65,691	68,419	69,622
Less Discount on Treasury Securities	460	64,831	80,607	264,594	328,966	329,425
Total Treasury Securities Net of Premium and Discount	273,879	1,876,535	1,599,755	32,968,431	34,571,087	34,844,966
Agency Securities, Issued Under Special Financing Authorities (See Schedule B; for Other Agency Borrowing, See Schedule C)						
Total Federal Securities	91	743	491	19,568	20,220	20,311
	273,970	1,877,279	1,600,246	32,987,998	34,591,307	34,865,277
Deduct:						
Federal Securities Held as Investments of Government Accounts (See Schedule D)						
Less Discount on Federal Securities Held as Investments of Government Accounts	-44,674	335,018	271,173	6,817,835	7,197,526	7,152,853
Net Federal Securities Held as Investments of Government Accounts	720	37,533	41,393	69,341	106,155	106,874
	-45,393	297,484	229,780	6,748,494	7,091,372	7,045,979
Total Borrowing from the Public	319,364	1,579,794	1,370,466	26,239,504	27,499,935	27,819,298
Accrued Interest Payable to the Public	210	25,624	30,270	116,746	142,160	142,370
Allocations of Special Drawing Rights	1,502	1,544	7,243	151,041	151,082	152,585
Uninvested Balances, Deposit Funds	-760	-2,876	-953	30,566	28,450	27,690
Miscellaneous Liability Accounts (Includes Checks Outstanding Etc.)	1,757	12,979	3,606	29,359	40,581	42,338
<b>Total Liability Accounts</b>	<b>322,073</b>	<b>1,617,065</b>	<b>1,410,633</b>	<b>26,567,216</b>	<b>27,862,208</b>	<b>28,184,281</b>
<b>Asset Accounts (Deduct)</b>						
Cash and Monetary Assets:						
U.S. Treasury Operating Cash:						
Federal Reserve Account <sup>1</sup>	76,203	197,111	-134,165	656,889	777,798	854,001
Balance	76,203	197,111	-134,165	656,889	777,798	854,001
Special Drawing Rights:						
Total Holdings	2,184	6,337	10,600	162,058	166,211	168,395
SDR Certificates Issued to Federal Reserve Banks	.....	-5,000	.....	-5,200	<sup>2</sup> -10,200	-10,200
Balance	2,184	1,337	10,600	156,858	156,011	158,195
Reserve Position on the U.S. Quota in the IMF:						
U.S. Subscription to International Monetary Fund:						
Direct Quota Payments	.....	.....	.....	111,629	111,629	111,629
Maintenance of Value Adjustments	1,085	1,116	5,233	-2,494	-2,463	-1,378
Letter of Credit Issued to IMF	-491	-3,238	-279	-78,365	-81,113	-81,604
Dollar Deposits with the IMF	(**)	89	-25	-370	-281	-281
Receivable/Payable (-) for Interim Maintenance of Value Adjustments	-791	-654	-3,611	1,570	1,707	915
Balance	-197	-2,688	1,318	31,970	29,479	29,282
Loans to International Monetary Fund	.....	-79	-304	79	(**)	(**)
Other Cash and Monetary Assets	-297	-456	1,173	26,995	26,836	26,539
Total Cash and Monetary Assets	77,893	195,225	-121,377	872,792	990,124	1,068,017
Non-Federal Securities of the National Railroad Retirement Investment Trust						
Net Activity, Guaranteed Loan Financing (See Schedule E)	40	1,039	628	24,469	25,468	25,509
Net Activity, Direct Loan Financing (See Schedule E)	453	22,938	28,604	82,652	105,138	105,590
Miscellaneous Asset Accounts	740	-117,339	-110,310	1,598,363	1,480,285	1,481,024
	61	70	-42	104	113	174
<b>Total Asset Accounts</b>	<b>79,187</b>	<b>101,935</b>	<b>-202,498</b>	<b>2,578,380</b>	<b>2,601,127</b>	<b>2,680,314</b>
<b>Excess of Liabilities (+) or Assets (-)</b>	<b>242,886</b>	<b>1,515,130</b>	<b>1,613,131</b>	<b>23,988,837</b>	<b>25,261,080</b>	<b>25,503,967</b>
Transactions Not Applied to Current Year's Surplus or Deficit (See Schedule A for Details)	855	1,868	650	.....	1,014	1,868
<b>Total Budget and Off-Budget Federal Entities (Financing of Deficit (+) or Disposition of Surplus (-))</b>	<b>243,741</b>	<b>1,516,999</b>	<b>1,613,780</b>	<b>23,988,837</b>	<b>25,262,094</b>	<b>25,505,835</b>

1 Major sources of information used to determine Treasury's operating cash balance include Federal Reserve Banks, Treasury Regional Finance Centers, Internal Revenue Service Centers, various electronic systems, and information on the Public Debt. Information is presented on a modified cash basis. Deposits are reflected as received and withdrawals are reflected as processed.

2 Amount increased by \$5 billion due to additional reporting by the Department of the Treasury for the month of June 2024.  
Note: Details may not add to totals due to rounding.  
... No Transactions  
(\*\*) Less than absolute value of \$500,000

**Table 6. Schedule A-Analysis of Change in Excess of Liabilities of the U.S. Government, July 2024 and Other Periods**

[\$ millions]

Classification	This Month	Fiscal Year to Date	
		This Year	Prior Year
<b>Excess of Liabilities Beginning of Period:</b>			
Based on Composition of Unified Budget in Preceding Period	25,261,080	23,988,837	21,746,382
Adjustments During Current Fiscal Year for Changes in Composition of Unified Budget:			
Revisions by Federal Agencies to the Prior Budget Results	.....	.....	547,178
Excess of Liabilities Beginning of Period (Current Basis)	25,261,080	23,988,837	22,293,560
<b>Budget Surplus (-) or Deficit:</b>			
Based on Composition of Unified Budget in Prior Fiscal Year	243,741	1,516,999	1,613,780
Total Surplus (-) or Deficit (Table 2)	243,741	1,516,999	1,613,780
Total-On-Budget (Table 2)	228,613	1,499,331	1,628,415
Total-Off-Budget (Table 2)	15,128	17,668	-14,634
<b>Transactions Not Applied to Current Year's Surplus or Deficit:</b>			
Premium/Discount on Buyback of U.S. Treasury Securities	-561	-1,572	-2
Reclassification of Aged Unreconciled Accounts	.....	.....	958
Other	-294	-296	-1,605
Total-Transactions Not Applied to Current Year's Surplus or Deficit	-855	-1,868	-650
<b>Excess of Liabilities Close of Period</b>	<b>25,503,967</b>	<b>25,503,967</b>	<b>23,906,691</b>

Note: Details may not add to totals due to rounding.

... No Transactions

**Table 6. Schedule B-Securities Issued by Federal Agencies Under Special Financing Authorities, July 2024 and Other Periods**

[\$ millions]

Classification	Net Transactions (-) denotes net reduction of liability accounts			Account Balances Current Fiscal Year		
	This Month	Fiscal Year to Date		Beginning of		Close of This Month
		This Year	Prior Year	This Year	This Month	
<b>Agency Securities, Issued Under Special Financing Authorities:</b>						
Obligations Guaranteed by the United States, Issued By:						
Department of Housing and Urban Development:						
Federal Housing Administration	.....	.....	.....	19	19	19
Obligations Not Guaranteed by the United States, Issued By:						
Legislative Branch:						
Architect of the Capitol	(**)	-8	-7	16	8	9
Independent Agencies:						
Federal Communications Commission	.....	.....	.....	(**)	(**)	(**)
National Archives and Records Administration	.....	.....	.....	(**)	(**)	(**)
Tennessee Valley Authority	91	751	498	19,533	20,193	20,284
<b>Total Agency Securities</b>	<b>91</b>	<b>743</b>	<b>491</b>	<b>19,568</b>	<b>20,220</b>	<b>20,311</b>

Note: Details may not add to totals due to rounding.

(\*\*) Less than absolute value of \$500,000

... No Transactions

**Table 6. Schedule C (Memorandum)-Federal Agency Borrowing Financed Through the Issue of Treasury Securities, July 2024 and Other Periods**

Classification	[\$ millions]					
	Transactions			Account Balances Current Fiscal Year		
	This Month	Fiscal Year to Date		Beginning of		Close of This Month
This Year		Prior Year	This Year	This Month		
<b>Borrowing from the US Treasury:</b>						
Department of Agriculture:						
Farm Service Agency:						
Commodity Credit Corporation	-345	-5,104	542	17,558	12,798	12,453
Agricultural Credit Insurance Fund	1	-60	70	18,371	18,309	18,310
Farm Storage Facility Loans	(**)	15	111	1,789	1,805	1,805
Emergency Boll Weevil Loan Fund	.....	.....	(**)	.....	.....	.....
Rural Housing Service:						
Rural Housing Insurance	280	650	-166	20,046	20,416	20,696
Rural Community Facility Loans Fund	.....	293	-63	12,355	12,648	12,648
Rural Business - Cooperative Service:						
Rural Business and Industry Loans	.....	-12	-47	50	38	38
Rural Development Loan Fund	.....	-12	-19	263	251	251
Rural Economic Development Loan Fund	.....	-19	-4	257	238	238
Renewable Energy Guaranteed Loan Account	18	18	(**)	8	8	26
Rural Microenterprise Investment Loans	.....	1	-2	40	41	41
Biorefinery Assistance Loan Account	.....	44	186	186	230	230
Rural Utilities Service:						
Rural Water and Waste Disposal Fund	.....	240	-476	14,625	14,865	14,865
Rural Electrification and Telecommunications Fund	.....	1,895	671	7,926	9,821	9,821
Rural Telephone Bank	.....	(**)	-3	57	56	56
Distance Learning and Telemedicine Program	.....	-3	-31	559	555	555
Foreign Agricultural Service	.....	.....	.....	226	226	226
Department of Commerce:						
National Oceanic and Atmospheric Administration:						
Fisheries Finance	1	104	11	356	459	460
Department of Defense--Military Programs:						
Family Housing Improvement Loans	.....	.....	22	1,639	1,639	1,639
Defense Agencies	.....	.....	.....	271	271	271
Department of Education:						
College Housing and Academic Facilities Loans	(**)	(**)	.....	2	2	2
Historically Black College and University Capital Financing Fund	.....	.....	17	82	82	82
Federal Direct Student Loans	18,231	58,312	307,963	1,137,355	1,177,436	1,195,667
Teach Grant Loans	.....	20	42	581	601	601
Temporary Student Loan Purchase Authority	.....	-3,424	3,231	23,668	20,243	20,243
Federal Family Education Loans	.....	1,216	35	26,902	28,118	28,118
Department of Energy:						
Bonneville Power Administration Fund	211	142	93	5,784	5,715	5,926
Western Area Power Administration - Recovery Act	.....	.....	.....	76	76	76
Advanced Technology Vehicles Manufacturing Loans	.....	42	.....	.....	42	42
Title 17 Innovative Technology Loans	(**)	169	71	653	821	821
Department of Health and Human Services:						
Consumer Operated and Oriented Plan	.....	.....	.....	320	320	320
Consumer Operated and Oriented Plan Program Contingency Fund	.....	.....	.....	98	98	98
Department of Homeland Security:						
National Flood Insurance Fund	.....	.....	.....	20,525	20,525	20,525
Disaster Assistance Loan Fund	2	4	2	4	6	7
Department of Housing and Urban Development:						
Public and Indian Housing Programs:						
Low-Rent Public Housing - Loans and Other Expenses	.....	5	27	28	32	32
Native Hawaiian Housing Loans	.....	1	2	4	6	6
Housing Programs:						
Emergency Homeowners' Relief Fund	.....	.....	1	3	3	3
Federal Housing Administration	.....	17,531	16,001	106,967	124,498	124,498
Home Ownership Preservation Equity Fund	.....	.....	3	10	10	10
Green Retrofit Program for Multifamily Housing-Recovery Act	.....	160	8	92	252	252
Department of the Interior:						
Bureau of Indian Affairs and Bureau of Indian Education	.....	(**)	.....	(**)	(**)	(**)
Bureau of Reclamation Loan Fund	.....	.....	.....	24	24	24
Assistance to American Samoa Loan Fund	.....	(**)	(**)	6	6	6

**Table 6. Schedule C (Memorandum)-Federal Agency Borrowing Financed Through the Issue of Treasury Securities, July 2024 and Other Periods - Continued**

Classification	[\$ millions]					
	Transactions			Account Balances Current Fiscal Year		
	This Month	Fiscal Year to Date		Beginning of		Close of This Month
This Year		Prior Year	This Year	This Month		
<b>Borrowing from the US Treasury: - Continued</b>						
Department of Labor:						
Black Lung Disability Trust Fund	.....	.....	.....	4,793	4,793	4,793
Department of State:						
Repatriation Loans	.....	2	2	5	8	8
Department of Transportation:						
Federal Highway Administration:						
Transportation Infrastructure Finance and Innovation Fund	174	1,108	4,493	20,258	21,193	21,366
Federal Railroad Administration:						
Railroad Rehabilitation and Improvement Loan Fund	62	507	369	1,865	2,309	2,371
Other	.....	.....	.....	(**)	(**)	(**)
Maritime Administration:						
Maritime Guaranteed Loan (Title XI) Fund	4	4	.....	89	89	93
Maritime Guaranteed Loan (Title XI) FFB Financing Account	.....	.....	.....	8	8	8
Department of the Treasury:						
Departmental Offices:						
Community Development Financial Institutions Fund	1	4	(**)	108	112	112
Temporary Credit and Liquidity Program	.....	27	-15	992	1,019	1,019
Troubled Asset Relief Program	.....	.....	-3	.....	.....	.....
Small Business Lending Financing Fund	.....	(**)	2	33	33	33
ESF - Economic Stabilization Program	.....	-6,793	-2,572	14,936	8,143	8,143
Federal Financing Bank Revolving Fund	-201	46,661	4,889	130,324	177,187	176,986
Department of Veterans Affairs:						
Veterans Housing Benefit Program Fund	4,947	5,075	85	471	599	5,546
Native American Veteran Housing Fund	.....	-2	4	92	91	91
Vocational Rehabilitation Loan Fund	.....	1	(**)	(**)	1	1
Environmental Protection Agency:						
Water Infrastructure Finance and Innovation Loan Program	193	4,079	1,314	2,953	6,839	7,033
International Assistance Programs:						
International Security Assistance:						
Foreign Military Loan Program	.....	1,945	219	504	2,449	2,449
Military Debt Reduction	.....	.....	.....	40	40	40
Agency for International Development:						
Development Credit Authority Loan Fund	.....	83	83	83	166	166
United States International Development Finance Corporation	238	2,375	2,689	10,498	12,634	12,872
Small Business Administration:						
Business Loan Fund	.....	591	232	2,374	2,965	2,965
Disaster Loan Fund	.....	-717	6,099	331,946	331,229	331,229
Independent Agencies:						
Export-Import Bank of the United States	.....	171	.....	12,804	12,975	12,975
Presidio Trust	.....	.....	.....	185	185	185
Railroad Retirement Board:						
Social Security Equivalent Benefit Account	468	-864	-622	4,627	3,295	3,763
Smithsonian Institution:						
John F. Kennedy Center Parking Facilities	.....	-20	.....	20	.....	.....
Other:						
Borrowing from the US Treasury - Other	.....	(**)	1	1	1	1
<b>Total Borrowing from the US Treasury</b>	<b>24,284</b>	<b>126,463</b>	<b>345,567</b>	<b>1,959,775</b>	<b>2,061,954</b>	<b>2,086,238</b>
<b>Borrowing from the Federal Financing Bank:</b>						
Department of Agriculture:						
Rural Utilities Service:						
Rural Electrification and Telecommunications Fund	-450	-206	1,653	54,548	54,792	54,342
Department of Education:						
Historically Black College and University Capital Financing Fund	19	131	85	369	481	500
Department of Energy:						
Advanced Technology Vehicles Manufacturing Loans	.....	905	1,066	1,066	1,971	1,971
Title 17 Innovative Technology Loans	-30	-345	155	15,373	15,058	15,028
Department of Health and Human Services:						
Health Maintenance Organization Loan and Loan Guarantee Fund	.....	.....	.....	(**)	(**)	(**)
Department of Housing and Urban Development:						
Housing Programs:						

**Table 6. Schedule C (Memorandum)-Federal Agency Borrowing Financing Through the Issue of Treasury Securities, July 2024 and Other Periods - Continued**

[\$ millions]

Classification	Transactions			Account Balances Current Fiscal Year		
	This Month	Fiscal Year to Date		Beginning of		Close of This Month
		This Year	Prior Year	This Year	This Month	
<b>Borrowing from the Federal Financing Bank: - Continued</b>						
Federal Housing Administration	(**)	-7	69	2,800	2,793	2,793
Department of Transportation:						
Maritime Administration:						
Maritime Guaranteed Loan (Title XI) FFB Financing Account	.....	-12	-12	333	321	321
Department of the Treasury:						
Departmental Offices:						
Community Development Financial Institutions Fund	13	55	69	1,242	1,285	1,297
Department of Veterans Affairs:						
Guaranteed Transitional Housing Loans for Homeless Veterans	(**)	(**)	(**)	4	4	4
Independent Agencies:						
Federal Deposit Insurance Corporation						
FDIC (acting in its capacity as Receiver)	.....	43,333	.....	50,000	93,333	93,333
Postal Service	.....	1,760	2,142	13,000	14,760	14,760
<b>Total Borrowing from the Federal Financing Bank</b>	<b>-449</b>	<b>45,615</b>	<b>5,225</b>	<b>138,735</b>	<b>184,799</b>	<b>184,350</b>

Note: Details may not add to totals due to rounding.

Note: This table includes lending by the Federal Financing Bank accomplished by the purchase of agency financial assets, by the acquisition of agency debt securities, and by direct loans on behalf of an agency. The Federal Financing Bank borrows from Treasury and issues its own securities and in turn may loan

these funds to agencies in lieu of agencies borrowing directly through Treasury or issuing their own securities.

... No Transactions

(\*\*) Less than absolute value of \$500,000

**Table 6. Schedule D-Investments of Federal Government Accounts in Federal Securities, July 2024 and Other Periods**

[\$ millions]

Classification	Net Purchases or Sales (-)			Securities Held as Investments Current Fiscal Year		
	This Month	Fiscal Year to Date		Beginning of		Close of This Month
		This Year	Prior Year	This Year	This Month	
<b>Federal Funds:</b>						
Department of Agriculture	100	117	15	273	291	391
Department of Commerce	2	2	2	.....	.....	2
<b>Department of Defense--Military Programs:</b>						
Defense Cooperation Account	.....	.....	(**)	9	9	9
Department of Energy	1,783	3,907	3,406	63,168	65,291	67,075
Department of Health and Human Services	-127	19,031	16,396	.....	19,158	19,031
Department of Homeland Security	12	876	-892	3,391	4,255	4,267
<b>Department of Housing and Urban Development:</b>						
<b>Housing Programs:</b>						
Federal Housing Administration Fund	1,351	21,364	12,398	133,105	153,118	154,469
<b>Government National Mortgage Association:</b>						
Guarantees of Mortgage-Backed Securities	-368	1,333	1,976	21,154	22,855	22,487
Department of the Interior	-142	2,180	1,886	29,168	31,490	31,348
Department of Justice	17	154	3,093	3,291	3,428	3,445
Department of Labor	62	826	2,235	61,174	61,938	62,000
<b>Department of State:</b>						
Foreign Service Retirement and Disability Fund	3	41	25	366	403	406
Other	.....	7	1	13	20	20
Department of Transportation	-45	10	-53	2,509	2,565	2,520
Department of the Treasury	-486	2,245	-1,808	17,166	19,897	19,411
<b>Department of Veterans Affairs:</b>						
Veterans Reopened Insurance Fund	-1	-6	-5	32	27	26
National Service Life Insurance	5	40	13	18	53	58
Servicemen'S Group Life Insurance Fund	.....	526	473	3,699	4,225	4,225
<b>Other Defense Civil Programs:</b>						
Uniformed Services Retiree Health Care Fund	-287	32,279	31,105	354,219	386,784	386,497
International Assistance Programs	75	461	219	6,368	6,755	6,830
<b>Office of Personnel Management:</b>						
Postal Service Contributions	-380	-3,092	-2,827	32,050	29,338	28,958
<b>Independent Agencies:</b>						
<b>Federal Deposit Insurance Corporation:</b>						
Deposit Insurance Fund	3,352	-1,015	-44,535	84,298	79,931	83,283
FSLIC Resolution Fund	5	44	34	931	970	974
Federal Housing Finance Agency	-24	95	85	135	254	229
National Credit Union Administration	2	1,076	372	22,563	23,638	23,640
Postal Service	627	-316	2,116	22,032	21,089	21,716
<b>Other</b>						
Treasury Securities	-1	347	-174	12,121	12,470	12,469
Other	176	2,843	462	2,000	4,667	4,843
Total Treasury Securities	5,710	85,373	26,020	875,254	954,917	960,628
<b>Total Federal Funds</b>	<b>5,710</b>	<b>85,373</b>	<b>26,020</b>	<b>875,254</b>	<b>954,917</b>	<b>960,628</b>
<b>Trust Funds:</b>						
<b>Legislative Branch:</b>						
Library of Congress	-1	7	10	57	65	64
United States Tax Court	(**)	(**)	(**)	13	13	14
Other	(**)	3	-3	32	35	35
<b>Judicial Branch:</b>						
Judicial Retirement Funds	-25	191	207	1,992	2,207	2,183
Department of Agriculture	.....	(**)	.....	6	6	6
<b>Department of Defense--Military Programs:</b>						
Voluntary Separation Incentive Fund	-2	(**)	-1	42	43	41
Other	-2	-139	-144	1,407	1,269	1,268
<b>Department of Health and Human Services:</b>						
Federal Supplementary Medical Insurance Trust Fund	-10,054	9,060	27,683	159,537	178,652	168,598
Other	-11,911	35,418	28,386	198,815	246,144	234,233
Department of Homeland Security	71	740	435	11,627	12,296	12,367
Department of the Interior	-5	163	-313	304	472	467
<b>Department of Labor:</b>						
Unemployment Trust Fund	-1,052	10,364	7,919	81,846	93,261	92,209
Other	-11	-29	-10	72	54	43
<b>Department of State:</b>						
Foreign Service Retirement and Disability Fund	-62	109	113	21,055	21,226	21,164

**Table 6. Schedule D-Investments of Federal Government Accounts in Federal Securities, July 2024 and Other Periods - Continued**  
 [\$ millions]

Classification	Net Purchases or Sales (-)			Securities Held as Investments Current Fiscal Year		
	This Month	Fiscal Year to Date		Beginning of		Close of This Month
		This Year	Prior Year	This Year	This Month	
Trust Funds: - Continued						
Other	.....	(**)	6	49	49	49
Department of Transportation:						
Airport and Airway Trust Fund	-3,199	-436	6,027	16,601	19,363	16,164
Highway Trust Fund	-3,290	-9,043	-6,663	115,673	109,920	106,630
Department of the Treasury	-85	-183	-44	4,651	4,553	4,468
Department of Veterans Affairs:						
General Post Fund, National Homes	-21	-20	24	140	141	120
National Service Life Insurance	-17	-207	-204	832	643	626
United States Government Life Insurance Fund	(**)	(**)	(**)	1	1	1
Veterans Special Life Insurance Fund	-13	-117	-81	805	701	687
Corps of Engineers	198	404	1,056	10,755	10,961	11,160
Other Defense Civil Programs:						
Military Retirement Fund	-61	231,690	176,186	1,366,845	1,598,596	1,598,535
Other	-2	-88	-27	1,032	945	944
Environmental Protection Agency	-170	302	1,862	12,438	12,909	12,740
National Aeronautics and Space Administration	.....	(**)	(**)	15	16	16
Office of Personnel Management:						
Civil Service Retirement and Disability Fund						
Treasury Securities	-4,513	-12,672	-17,918	1,036,636	1,028,477	1,023,964
Agency Securities	.....	.....	1,875	.....	.....	.....
Employees Life Insurance Fund	46	1,402	755	52,526	53,883	53,929
Employees and Retired Employees Health Benefits Fund	-836	-1,657	-1,498	25,570	24,749	23,913
Social Security Administration:						
Federal Old-Age and Survivors Insurance Trust Fund	-16,400	-47,628	-7,847	2,673,749	2,642,521	2,626,122
Federal Disability Insurance Trust Fund	741	31,306	26,406	142,906	173,471	174,212
Independent Agencies:						
Harry S Truman Scholarship Foundation	.....	30	2	10	40	40
Japan-United States Friendship Commission	.....	-1	-1	36	35	35
Railroad Retirement Board						
Treasury Securities	349	479	632	2,611	2,740	3,089
Agency Securities	.....	.....	.....	1	1	1
Other						
Treasury Securities	-61	199	323	1,891	2,151	2,090
Total Treasury Securities	-50,384	249,644	243,278	5,942,580	6,242,608	6,192,224
Total Agency Securities	.....	.....	1,875	1	1	1
Total Trust Funds	<b>-50,384</b>	<b>249,644</b>	<b>245,153</b>	<b>5,942,581</b>	<b>6,242,609</b>	<b>6,192,225</b>
Grand Total	<b>-44,674</b>	<b>335,018</b>	<b>271,173</b>	<b>6,817,835</b>	<b>7,197,526</b>	<b>7,152,853</b>

Note: Details may not add to totals due to rounding.

Note: Investments are in Treasury securities unless otherwise noted.

... No Transactions

(\*\*) Less than absolute value of \$500,000

**Table 6. Schedule E-Net Activity, Guaranteed and Direct Loan Financing, July 2024 and Other Periods**  
 [\$ millions]

Classification	Net Transactions (-) denotes net reduction of asset accounts			Account Balances Current Fiscal Year		
	This Month	Fiscal Year to Date		Beginning of		Close of This Month
		This Year	Prior Year	This Year	This Month	
<b>Guaranteed Loan Financing Activity:</b>						
Department of Agriculture:						
Office of the Secretary:						
Food Supply Chain and Agriculture Pandemic Response	(**)	-3	-19	-24	-27	-27
Farm Service Agency:						
Commodity Credit Corporation Export Fund	(**)	-19	-89	45	26	26
Agricultural Credit Insurance Fund	15	-8	7	-185	-208	-193
Natural Resources Conservation Service:						
Agricultural Resource Conservation Demonstration Program	.....	.....	.....	(**)	(**)	(**)
Rural Housing Service:						
Rural Community Facility Loans	2	2	7	-1	-1	1
Rural Housing Insurance Fund	-26	384	60	2,022	2,432	2,406
Rural Business - Cooperative Service:						
Rural Business and Industry Loans	13	188	-42	-190	-15	-2
Renewable Energy Guaranteed Loan Account	3	29	11	-10	16	19
Biorefinery Assistance Loan Account	.....	8	149	81	88	88
Rural Utilities Service:						
Rural Water and Waste Disposal Fund	.....	(**)	(**)	-25	-25	-25
Department of Commerce:						
General Administration:						
Emergency Oil, Gas, and Steel Account	.....	.....	.....	5	5	5
Department of Defense--Military Programs	.....	.....	.....	-32	-32	-32
Department of Education:						
Office of Student Financial Assistance:						
Federal Family Education Loans	-160	-6,153	-4,930	-11,836	-17,829	-17,989
Department of Energy:						
Title 17 Innovative Technology Loans	(**)	9	15	-89	-80	-80
Department of Health and Human Services:						
Health Resources and Services Administration:						
Health Center Loans	(**)	(**)	(**)	-2	-2	-2
Health Education Assistance Loans	.....	.....	.....	-70	-70	-70
Department of Housing and Urban Development:						
Public and Indian Housing Programs:						
Indian Housing Loans	-1	-12	62	-33	-44	-45
Native Hawaiian Housing Loans	.....	-1	-1	(**)	-1	-1
Community Planning and Development:						
Community Development Loans	(**)	3	(**)	-5	-2	-2
Housing Programs:						
FHA-Mutual Mortgage Insurance Loans	-293	12,487	3,325	78,353	91,133	90,840
FHA-General and Special Risk Fund	-2	2,157	3,333	11,426	13,585	13,583
Home Ownership Preservation Entity Fund	(**)	-1	3	5	4	4
Government National Mortgage Association:						
Guarantees of Mortgage-Backed Securities	-482	-5,305	-970	7,447	2,624	2,142
Department of the Interior:						
Bureau of Indian Affairs and Bureau of Indian Education	(**)	-11	-4	-56	-67	-67
Department of Transportation:						
Federal Highway Administration:						
Transportation Infrastructure Finance and Innovation Fund	.....	.....	.....	(**)	(**)	(**)
Maritime Administration:						
Maritime Guaranteed Loan (Title XI) Fund	63	63	(**)	-235	-235	-172
Department of the Treasury:						
Departmental Offices:						
Air Transportation Stabilization Fund	.....	.....	.....	(**)	(**)	(**)
Troubled Assets Insurance Financing Fund	.....	.....	.....	(**)	(**)	(**)
Troubled Asset Relief Program	.....	(**)	(**)	(**)	.....	.....
Department of Veterans Affairs:						
Veterans Benefits Administration:						
Veterans Housing Benefit Program Fund	-139	3,748	96	-11,683	-7,796	-7,935
International Assistance Programs:						
Agency for International Development:						



**Table 6. Schedule E-Net Activity, Guaranteed and Direct Loan Financing, July 2024 and Other Periods - Continued**  
 [\$ millions]

Classification	Net Transactions (-) denotes net reduction of asset accounts			Account Balances Current Fiscal Year		
	This Month	Fiscal Year to Date		Beginning of		Close of This Month
		This Year	Prior Year	This Year	This Month	
<b>Guaranteed Loan Financing Activity: - Continued</b>						
Ukraine Export Credit Insurance Fund	.....	.....	.....	-267	-267	-267
Loan Guarantees to Israel	.....	.....	.....	-863	-863	-863
Urban and Environmental Credit Guaranteed Loans	.....	.....	.....	-38	-38	-38
Microenterprise and Small Enterprise Development	.....	.....	.....	(**)	(**)	(**)
Development Credit Authority Loan Fund	.....	.....	.....	-99	-99	-99
Tunisia Loan Fund	.....	.....	.....	-609	-609	-609
Overseas Private Investment Corporation	.....	.....	.....	278	278	278
United States International Development Finance Corporation	-76	-409	-124	61	-272	-348
Microenterprise and Small Enterprise Development	.....	.....	.....	(**)	(**)	(**)
Urban and Environmental Credit	2	13	-8	5	16	18
Small Business Administration:						
Business Loan Fund	-170	365	2,537	-51,666	-51,131	-51,302
Independent Agencies:						
Export-Import Bank of the United States	-112	-874	-1,832	-4,863	-5,625	-5,737
<b>Net Activity, Guaranteed Loan Financing</b>	<b>-1,364</b>	<b>6,657</b>	<b>1,585</b>	<b>16,848</b>	<b>24,869</b>	<b>23,505</b>
<b>Direct Loan Financing Activity:</b>						
Department of Agriculture:						
Farm Service Agency:						
Agricultural Credit Insurance Fund	143	1,003	93	15,524	16,384	16,527
Farm Storage Facility Loans	-2	40	143	1,377	1,419	1,417
Apple Loans Fund	.....	(**)	(**)	(**)	.....	.....
Rural Housing Service:						
Rural Community Facility Loans Fund	57	95	8	11,639	11,677	11,734
Rural Housing Insurance Fund	-58	-421	-96	16,201	15,837	15,779
Multifamily Housing Revitalization Loan Account	.....	.....	.....	524	524	524
Rural Business - Cooperative Service:						
Rural Business and Industry Loan Fund	(**)	(**)	(**)	(**)	(**)	(**)
Rural Development Loan Fund	(**)	-11	-12	240	229	229
Rural Economic Development Loan Fund	-5	7	22	195	206	201
Rural Microenterprise Investment Loans	(**)	-1	1	38	38	37
Rural Utilities Service:						
Rural Water and Waste Disposal Loans	20	63	-149	13,109	13,152	13,173
Rural Electrification and Telecommunications Fund	1,413	3,466	1,854	57,691	59,744	61,157
Rural Telephone Bank	-12	-14	-4	54	53	41
Distance Learning and Telemedicine Program	28	49	-9	489	509	538
Rural Development Insurance Fund	.....	.....	.....	1,065	1,065	1,065
Foreign Agricultural Service:						
P.L. 480 Direct Loan Fund	-2	-30	-42	204	176	174
International Debt Reduction	.....	-28	-11	-115	-143	-143
Department of Commerce:						
National Oceanic and Atmospheric Administration:						
Fisheries Finance	4	2	-34	325	323	327
Department of Defense--Military Programs	-18	-106	-59	1,905	1,816	1,799
Department of Education:						
Office of Postsecondary Education:						
College Housing and Academic Facilities Loans	.....	-1	-3	2	1	1
Historically Black College and University Capital Financing Fund	19	145	61	306	432	451
Office of Student Financial Assistance:						
Federal Direct Student Loans	-8,799	-164,273	-83,007	1,000,036	844,562	835,764
Teach Grant Loans	-13	-77	-10	527	463	449
Temporary Student Loan Purchase Authority	-286	-8,430	-4,903	31,826	23,682	23,396
Department of Energy:						
Advanced Technology Vehicles Manufacturing Loans	.....	184	642	531	715	715
Title 17 Innovative Technology Loans	-16	-60	376	15,525	15,481	15,465
Department of Health and Human Services:						
Consumer Operated and Oriented Plan	-13	-17	-66	-5	-9	-22
Consumer Operated and Oriented Plan Program Contingency Fund	.....	-4	-4	45	42	42
Department of Homeland Security:						
Disaster Assistance Loan Fund	-14	-26	-7	-89	-100	-115

**Table 6. Schedule E-Net Activity, Guaranteed and Direct Loan Financing, July 2024 and Other Periods - Continued**

[\$ millions]

Classification	Net Transactions (-) denotes net reduction of asset accounts			Account Balances Current Fiscal Year		
	This Month	Fiscal Year to Date		Beginning of		Close of This Month
		This Year	Prior Year	This Year	This Month	
<b>Direct Loan Financing Activity: - Continued</b>						
Department of Housing and Urban Development:						
Housing Programs:						
Emergency Homeowners' Relief Fund	(**)	-1	2	2	1	1
FHA-Mutual Mortgage Insurance Loans	.....	.....	.....	(**)	(**)	(**)
FHA-General and Special Risk Fund	(**)	431	-86	2,720	3,150	3,151
Green Retrofit Program for Multifamily Housing Fund	-3	3	3	10	15	13
Department of the Interior:						
Bureau of Reclamation	(**)	-3	-1	25	23	23
Bureau of Indian Affairs and Bureau of Indian Education	(**)	(**)	(**)	(**)	(**)	(**)
Assistance to American Samoa Loan Fund	.....	-1	-1	6	5	5
Department of State:						
Administration of Foreign Affairs:						
Repatriation Loans	(**)	2	-2	-1	1	1
Department of Transportation:						
Federal Highway Administration:						
Transportation Infrastructure Finance and Innovation Fund	86	78	3,911	16,727	16,719	16,805
Tiger Tifia Loan Fund	-2	-3	-3	61	60	58
Federal Railroad Administration:						
Railroad Rehabilitation and Improvement Loan Fund	39	406	268	1,393	1,760	1,799
Maritime Administration:						
Maritime Guaranteed Loan (Title XI) FFB Financing Account	6	-10	-14	324	309	315
Department of the Treasury:						
Departmental Offices:						
Community Development Financial Institutions Fund	13	57	54	1,333	1,378	1,390
GSE Mortgage-Backed Securities Purchase Program	.....	.....	.....	4,613	4,613	4,613
Temporary Credit and Liquidity Program	-14	-99	-81	961	876	862
Troubled Asset Relief Program	(**)	(**)	-3	(**)	(**)	(**)
Small Business Lending Program	-1	-140	-1	32	-108	-108
ESF - Economic Stabilization Program	(**)	-9,636	-4,468	14,701	5,066	5,066
Bureau of the Fiscal Service	.....	.....	.....	(**)	(**)	(**)
Department of Veterans Affairs:						
Veterans Benefits Administration:						
Veterans Housing Benefit Program Fund	-2	-1,124	-22	324	-797	-800
Native American Veteran Housing Fund	1	4	-1	63	66	67
Transitional Housing Loans	(**)	(**)	(**)	-1	-1	(**)
Vocational Rehabilitation Loan Fund	(**)	(**)	(**)	(**)	(**)	(**)
Environmental Protection Agency:						
Water Infrastructure Finance and Innovation Loan Program	1	3,366	1,288	2,936	6,300	6,302
International Assistance Programs:						
International Security Assistance:						
Foreign Military Loan Program	-309	-618	-494	477	168	-141
Military Debt Reduction	.....	.....	.....	40	40	40
Agency for International Development:						
International Debt Reduction	.....	.....	.....	-172	-172	-172
Development Credit Authority Loan Fund	.....	83	82	83	166	166
Overseas Private Investment Corporation	.....	.....	.....	2,902	2,902	2,902
International Monetary Programs	.....	.....	.....	-278	-278	-278
United States International Development Finance Corporation	48	1,205	1,520	6,181	7,339	7,387
International Debt Reduction	.....	-78	-77	-168	-246	-246
Small Business Administration:						
Business Loan Fund	-4	-33	-29	147	119	115
Disaster Loan Fund	-1,921	-51,545	-46,964	297,713	248,089	246,168
Independent Agencies:						
Export-Import Bank of the United States	-13	-1,064	-1,273	5,906	4,855	4,842
Federal Communications Commission:						
Spectrum Auction Loan Fund	(**)	(**)	(**)	(**)	(**)	(**)
<b>Net Activity, Direct Loan Financing</b>	<b>-9,629</b>	<b>-227,163</b>	<b>-131,604</b>	<b>1,528,229</b>	<b>1,310,696</b>	<b>1,301,067</b>

Note: Details may not add to totals due to rounding.

Note: Federal credit programs provide benefits to the public in the form of direct loans and loan guarantees. This table reflects cash transactions and balances of the nonbudgetary financing fund accounts that result from the disbursement of loans, collection of fees, repayment of principal, sale of collateral, interest, and subsidy received from the credit program accounts at

net present value in accordance with the Credit Reform Act of 1990. Unreimbursed costs such as administrative expenses and subsidy payments are reported on a cash basis and included within each program's budgetary totals in Table 5.

... No Transactions

(\*\*) Less than absolute value of \$500,000

**Table 7. Receipts and Outlays of the U.S. Government by Month, Fiscal Year 2024**

[\$ millions]

Classification	Oct.	Nov.	Dec.	Jan.	Feb.	March	April	May	June	July	Aug.	Sept.	Fiscal Year to Date	Comparable Period Prior F.Y.
<b>Receipts:</b>														
Individual Income Taxes	219,908	126,893	178,208	282,579	120,884	160,829	481,927	129,618	184,910	153,607			2,039,365	1,825,199
Corporation Income Taxes	48,208	7,801	93,925	19,643	4,888	14,812	91,908	30,132	81,354	19,834			412,504	320,145
Social Insurance and Retirement Receipts:														
Employment and General Retirement	110,154	118,679	139,982	152,008	125,519	138,405	168,854	129,278	180,341	122,737			1,385,958	1,311,831
Unemployment Insurance	3,411	2,762	371	3,932	3,078	346	11,707	13,383	526	4,406			43,922	45,138
Other Retirement	645	606	580	583	612	789	702	658	625	633			6,434	5,624
Excise Taxes	7,263	7,691	6,972	6,606	6,675	6,831	7,476	7,635	7,097	16,964			81,210	60,160
Estate and Gift Taxes	4,460	2,321	1,654	3,073	1,550	1,761	4,175	3,561	1,989	1,374			25,919	28,961
Customs Duties	6,903	6,296	5,744	6,477	6,208	6,064	6,367	5,225	6,323	7,133			62,741	67,334
Miscellaneous Receipts	2,481	1,781	1,874	2,418	1,712	2,241	3,082	4,157	3,089	3,688			26,524	24,289
<b>Total--Receipts This Year</b>	<b>403,434</b>	<b>274,830</b>	<b>429,311</b>	<b>477,320</b>	<b>271,126</b>	<b>332,079</b>	<b>776,198</b>	<b>323,647</b>	<b>466,255</b>	<b>330,377</b>			<b>4,084,576</b>	.....
<b>(On-Budget)</b>	<b>321,848</b>	<b>186,993</b>	<b>327,107</b>	<b>360,321</b>	<b>173,343</b>	<b>224,150</b>	<b>647,317</b>	<b>223,649</b>	<b>327,044</b>	<b>235,959</b>			<b>3,027,731</b>	.....
<b>(Off-Budget)</b>	<b>81,586</b>	<b>87,837</b>	<b>102,203</b>	<b>116,999</b>	<b>97,783</b>	<b>107,929</b>	<b>128,881</b>	<b>99,998</b>	<b>139,211</b>	<b>94,418</b>			<b>1,056,845</b>	.....
<i>Total--Receipts Prior Year</i>	<i>318,500</i>	<i>252,111</i>	<i>454,942</i>	<i>447,288</i>	<i>262,114</i>	<i>313,240</i>	<i>638,520</i>	<i>307,487</i>	<i>418,317</i>	<i>276,161</i>			.....	3,688,681
<i>(On-Budget)</i>	<i>242,627</i>	<i>170,473</i>	<i>358,135</i>	<i>339,029</i>	<i>168,220</i>	<i>210,007</i>	<i>518,378</i>	<i>212,879</i>	<i>273,669</i>	<i>188,272</i>			.....	2,681,689
<i>(Off-Budget)</i>	<i>75,873</i>	<i>81,638</i>	<i>96,807</i>	<i>108,259</i>	<i>93,894</i>	<i>103,233</i>	<i>120,142</i>	<i>94,608</i>	<i>144,648</i>	<i>87,889</i>			.....	1,006,992
<b>Outlays:</b>														
Legislative Branch	702	533	508	539	524	527	608	492	553	575			5,560	5,432
Judicial Branch	790	745	737	766	720	894	768	832	679	781			7,712	7,378
Department of Agriculture:														
Commodity Credit Corporation	3,031	1,855	1,805	726	110	-245	-276	-257	-328	-347			6,073	6,858
Foreign Agricultural Service	250	140	157	238	97	83	180	183	115	-268			1,175	2,001
Other	18,938	16,116	18,905	18,043	16,612	15,534	15,131	17,261	15,536	17,784			169,860	189,285
Department of Commerce	759	1,115	1,483	1,015	804	1,385	1,633	878	1,187	1,119			11,378	9,953
Department of Defense--Military Programs:														
Military Personnel	38,379	13,354	17,982	8,247	14,461	13,071	13,975	19,151	9,827	13,097			161,543	149,827
Operation and Maintenance	24,826	26,624	26,671	24,808	24,891	29,579	25,969	28,785	26,613	29,227			267,993	256,190
International Reconstruction and Other Assistance														
Procurement	9,424	14,150	17,016	12,665	10,996	12,060	9,351	12,760	13,730	11,649			123,802	116,523
Research, Development, Test, and Evaluation	9,190	11,809	13,509	8,470	10,372	9,702	11,286	12,038	12,766	11,236			110,377	97,204
Military Construction	1,088	962	1,124	972	876	988	908	1,052	951	1,168			10,090	8,602
Family Housing	87	117	122	97	107	114	200	111	123	151			1,230	1,131
Revolving and Management Funds	468	-267	581	903	-260	976	-745	310	-198	19			1,786	313
Other	-82	-422	57	-155	-109	-224	-385	67	-454	98			-1,607	-718
<b>Total Department of Defense--Military Programs</b>	<b>83,381</b>	<b>66,327</b>	<b>77,063</b>	<b>56,007</b>	<b>61,335</b>	<b>66,268</b>	<b>60,559</b>	<b>74,272</b>	<b>63,358</b>	<b>66,646</b>			<b>675,216</b>	<b>629,071</b>
Department of Education	18,947	11,696	11,328	15,337	13,696	9,840	25,108	9,710	86,835	9,149			211,646	255,215
Department of Energy	4,152	4,013	4,083	3,760	3,872	4,089	3,997	4,716	4,058	3,933			40,674	27,392
Department of Health and Human Services:														
National Institutes of Health	3,548	4,215	3,609	3,730	3,676	4,065	4,204	4,051	4,218	4,112			39,429	37,785
Centers for Medicare and Medicaid Services:														
Grants to States for Medicaid	45,806	49,700	52,697	46,113	53,691	56,439	51,019	52,785	51,612	46,696			506,557	518,471
Federal Hospital Insurance Trust Fund	16,940	35,023	32,681	40,508	34,512	30,617	31,516	56,767	17,814	40,820			337,197	322,649
Federal Supplementary Medical Insurance Trust Fund	19,527	57,778	47,414	56,608	52,701	52,524	56,410	100,014	19,882	65,482			528,340	479,190
Other	41,120	40,775	40,461	52,053	40,052	42,402	62,654	44,197	48,622	43,848			456,184	424,252
Administration for Children and Families	6,227	7,058	6,575	6,764	6,759	7,045	7,068	6,622	6,025	7,631			67,774	72,794
Other	-43,382	-42,823	-47,962	-59,891	-47,172	-48,713	-69,150	-51,610	-58,600	-50,103			-519,406	-476,733
Department of Homeland Security	8,327	6,481	7,533	6,370	7,070	7,855	8,700	6,920	6,455	7,441			73,153	74,109
Department of Housing and Urban Development	5,742	5,524	6,167	4,160	5,406	8,622	2,989	-8,840	6,125	5,457			41,351	44,564
Department of the Interior	1,829	1,176	1,225	1,748	1,261	1,049	648	1,809	1,854	1,498			14,097	12,605
Department of Justice	3,839	3,641	3,100	3,754	3,523	2,824	4,322	3,789	3,379	3,707			35,877	36,603
Department of Labor:														
Unemployment Trust Fund	2,940	3,218	3,237	4,239	3,617	3,473	3,448	3,328	3,287	3,384			34,169	29,085
Other	-4,495	1,340	2,012	1,412	1,661	6,585	1,348	-2,403	971	7,800			16,231	49,890
Department of State	2,945	2,365	2,428	3,477	2,979	2,721	3,239	2,215	2,271	3,130			27,768	24,875
Department of Transportation:														
Highway Trust Fund	4,824	4,337	3,838	3,114	2,978	2,980	3,262	5,002	5,159	5,109			40,603	36,118
Other	4,371	5,118	4,637	4,187	5,149	4,621	4,777	4,914	5,924	4,893			48,591	49,653
Department of the Treasury:														
Interest on Treasury Debt Securities (Gross)	88,926	79,923	119,161	69,196	76,162	88,654	102,440	103,045	140,238	88,549			956,295	725,700

**Table 7. Receipts and Outlays of the U.S. Government by Month, Fiscal Year 2024 - Continued**

Classification	[\$ millions]												Fiscal Year to Date	Comparable Period Prior F.Y.
	Oct.	Nov.	Dec.	Jan.	Feb.	March	April	May	June	July	Aug.	Sept.		
<b>Outlays: - Continued</b>														
Other	10,502	10,575	12,940	9,888	53,616	33,470	20,459	13,834	12,201	14,788			192,273	239,237
<b>Department of Veterans Affairs:</b>														
Compensation and Pensions	1,002	13,217	26,052	1,159	15,720	14,257	14,409	28,524	1,092	14,777			130,209	112,310
National Service Life	27	15	13	24	38	17	27	24	28	17			229	232
Other	13,006	13,217	14,094	13,032	11,459	14,890	17,187	9,986	12,768	13,893			133,532	119,807
Corps of Engineers	1,014	1,353	1,031	611	702	807	732	971	908	1,047			9,177	7,640
Other Defense Civil Programs	-1,564	6,029	13,366	2,030	6,178	5,901	3,612	11,077	218	6,753			53,600	51,720
Environmental Protection Agency	1,000	926	1,316	903	994	1,071	992	1,126	1,245	936			10,509	8,765
Executive Office of the President	48	46	46	45	53	59	50	55	50	49			500	435
General Services Administration	59	-39	650	-799	-300	193	-62	245	-95	22			-128	-596
<b>International Assistance Programs:</b>														
International Security Assistance	2,240	614	1,679	1,973	625	1,209	955	1,632	878	4,538			16,343	25,073
Multilateral Assistance	452	59	3	-2	17	15	-91	259	1,781	200			2,694	2,739
Agency for International Development	976	1,025	884	1,136	542	1,063	1,065	1,303	818	1,255			10,066	13,520
Other	-822	2,979	-637	-1,528	-319	-835	1,493	390	-1,007	-339			-624	-8,850
National Aeronautics and Space Administration	1,976	2,251	2,633	1,677	1,779	2,075	2,105	1,978	2,234	2,058			20,766	20,171
National Science Foundation	721	655	669	700	727	693	727	715	764	949			7,318	6,898
Office of Personnel Management	10,913	10,819	10,209	11,287	9,674	9,555	10,682	11,200	10,010	11,758			106,108	102,285
Small Business Administration	191	134	143	193	72	228	103	31,315	176	215			32,769	25,552
<b>Social Security Administration:</b>														
<b>Federal Old-Age and Survivors Insurance Trust</b>														
Fund (Off-Budget)	104,291	103,764	104,002	107,666	108,393	109,002	109,378	109,753	116,124	110,194			1,082,567	995,894
<b>Federal Disability Insurance Trust Fund (Off-Budget)</b>														
Other	12,981	12,599	12,920	13,125	12,820	13,283	13,102	13,052	13,088	13,049			130,020	126,664
Deposit Insurance Fund	14,895	47,175	-2,968	-562	-92	-3,370	-3,352	-194	-5,555	-3,357			42,620	45,119
FSLIC Resolution Fund	-4	-4	-4	-5	-4	-4	-5	-4	-4	-5			-44	-35
<b>Postal Service:</b>														
<b>Off-Budget:</b>														
Public Enterprise Funds	1,209	-254	-607	-529	248	1,489	-73	1	287	-699			1,072	3,563
Other	36	57	.....	26	.....	10	139	.....	.....	.....			268	271
Other	.....	.....	.....	.....	.....	81	.....	.....	.....	.....			81	50
Tennessee Valley Authority	29	354	226	51	-145	-226	229	183	-63	80			719	464
Other	5,385	4,264	3,005	2,599	4,016	3,241	4,098	3,963	-2,276	3,468			31,763	30,038
<b>Undistributed Offsetting Receipts:</b>														
Employer Share, Employee Retirement	-40,093	-8,147	-7,921	-8,394	-8,488	-9,539	-9,732	-8,943	-8,658	-8,893			-118,809	-106,589
Interest Received by Trust Funds	-9,917	-6,755	-50,010	-617	-7,234	-7,134	-12,863	-12,207	-56,919	-5,957			-169,614	-154,331
<b>Rents and Royalties on the Outer Continental Shelf Lands</b>														
Other	-839	-674	-222	-699	-597	-389	-915	-761	-90	-916			-6,103	-6,142
Other	(**)	-1	-1	-1	-1	-2	-1	-1	-1	-1			-9	-7
<b>Totals This Year:</b>														
<b>Total Outlays</b>	<b>469,997</b>	<b>588,842</b>	<b>558,665</b>	<b>499,250</b>	<b>567,401</b>	<b>568,635</b>	<b>566,669</b>	<b>670,778</b>	<b>537,220</b>	<b>574,119</b>			<b>5,601,575</b>	<b>.....</b>
<b>(On-Budget)</b>	<b>366,984</b>	<b>475,132</b>	<b>475,059</b>	<b>395,230</b>	<b>448,054</b>	<b>447,103</b>	<b>461,779</b>	<b>551,111</b>	<b>442,037</b>	<b>464,572</b>			<b>4,527,062</b>	<b>.....</b>
<b>(Off-Budget)</b>	<b>103,013</b>	<b>113,710</b>	<b>83,606</b>	<b>104,020</b>	<b>119,347</b>	<b>121,532</b>	<b>104,890</b>	<b>119,667</b>	<b>95,183</b>	<b>109,546</b>			<b>1,074,513</b>	<b>.....</b>
<b>Total-Surplus (+) or Deficit (-)</b>	<b>-66,564</b>	<b>-314,012</b>	<b>-129,354</b>	<b>-21,930</b>	<b>-296,275</b>	<b>-236,556</b>	<b>209,529</b>	<b>-347,131</b>	<b>-70,965</b>	<b>-243,741</b>			<b>-1,516,999</b>	<b>.....</b>
<b>(On-Budget)</b>	<b>-45,137</b>	<b>-288,139</b>	<b>-147,952</b>	<b>-34,910</b>	<b>-274,711</b>	<b>-222,953</b>	<b>185,538</b>	<b>-327,462</b>	<b>-114,993</b>	<b>-228,613</b>			<b>-1,499,331</b>	<b>.....</b>
<b>(Off-Budget)</b>	<b>-21,427</b>	<b>-25,873</b>	<b>18,598</b>	<b>12,979</b>	<b>-21,564</b>	<b>-13,603</b>	<b>23,991</b>	<b>-19,669</b>	<b>44,028</b>	<b>-15,128</b>			<b>-17,668</b>	<b>.....</b>
<b>Total Borrowing from the Public</b>	<b>226,047</b>	<b>261,061</b>	<b>100,278</b>	<b>137,681</b>	<b>302,366</b>	<b>134,803</b>	<b>-34,011</b>	<b>122,097</b>	<b>10,110</b>	<b>319,364</b>			<b>1,579,794</b>	<b>1,370,466</b>
<b>Total-Outlays Prior Year</b>														
<i>(On-Budget)</i>	<i>406,374</i>	<i>500,646</i>	<i>539,943</i>	<i>486,072</i>	<i>524,548</i>	<i>691,675</i>	<i>462,340</i>	<i>547,835</i>	<i>646,085</i>	<i>496,943</i>			<i>.....</i>	<i>5,302,461</i>
<i>(Off-Budget)</i>	<i>315,869</i>	<i>399,543</i>	<i>467,639</i>	<i>388,957</i>	<i>411,260</i>	<i>579,980</i>	<i>361,603</i>	<i>430,380</i>	<i>558,489</i>	<i>396,383</i>			<i>.....</i>	<i>4,310,104</i>
<i>(Off-Budget)</i>	<i>90,505</i>	<i>101,103</i>	<i>72,304</i>	<i>97,115</i>	<i>113,288</i>	<i>111,696</i>	<i>100,736</i>	<i>117,455</i>	<i>87,596</i>	<i>100,560</i>			<i>.....</i>	<i>992,357</i>
<b>Total-Surplus (+) or Deficit (-) Prior Year</b>														
<i>(On-Budget)</i>	<i>-87,874</i>	<i>-248,535</i>	<i>-85,001</i>	<i>-38,784</i>	<i>-262,434</i>	<i>-378,435</i>	<i>176,181</i>	<i>-240,348</i>	<i>-227,768</i>	<i>-220,782</i>			<i>.....</i>	<i>-1,613,780</i>
<i>(Off-Budget)</i>	<i>-73,242</i>	<i>-229,070</i>	<i>-109,504</i>	<i>-49,928</i>	<i>-243,040</i>	<i>-369,973</i>	<i>156,775</i>	<i>-217,501</i>	<i>-284,820</i>	<i>-208,111</i>			<i>.....</i>	<i>-1,628,415</i>
<i>(Off-Budget)</i>	<i>-14,632</i>	<i>-19,465</i>	<i>24,503</i>	<i>11,144</i>	<i>-19,394</i>	<i>-8,462</i>	<i>19,406</i>	<i>-22,847</i>	<i>57,052</i>	<i>-12,671</i>			<i>.....</i>	<i>14,634</i>

Note: Details may not add to totals due to rounding.

(\*\*) Less than absolute value of \$500,000

... No Transactions

**Table 8. Trust Fund Impact on Budget Results and Investment Holdings as of July 31, 2024**

[\$ millions]

Classification	This Month			Fiscal Year to Date			Securities Held as Investments Current Fiscal Year		
	Receipts	Outlays	Excess	Receipts	Outlays	Excess	Beginning of		Close of
							This Year	This Month	
<b>Trust Receipts, Outlays, and Investments Held:</b>									
Airport and Airway	-1,187	1,965	-3,152	14,197	15,843	-1,646	16,601	19,363	16,164
Black Lung Disability	11	21	-10	226	166	61	.....	.....	.....
Federal Disability Insurance	13,710	13,049	661	161,318	130,020	31,298	142,906	173,471	174,212
Federal Employees Life and Health	.....	789	-789	.....	327	-327	78,097	78,632	77,842
Federal Employees Retirement	4,835	9,406	-4,571	77,804	91,124	-13,320	1,059,696	1,051,924	1,047,324
Federal Hospital Insurance	28,936	41,188	-12,252	377,776	339,403	38,374	194,362	241,577	229,690
Federal Old-Age and Survivors Insurance	93,706	110,194	-16,489	1,034,942	1,082,567	-47,625	2,673,749	2,642,521	2,626,122
Federal Supplementary Medical Insurance	55,476	65,482	-10,006	538,028	528,340	9,688	159,537	178,652	168,598
Hazardous Substance Superfund	-15	169	-184	1,944	1,597	347	11,006	11,356	11,188
Highways	2,001	6,291	-4,290	38,772	51,386	-12,614	115,673	109,920	106,630
Military Advances	4,307	3,803	505	41,237	39,323	1,913	.....	.....	.....
Military Retirement	7,149	6,554	595	248,404	59,028	189,376	1,366,845	1,598,596	1,598,535
Railroad Retirement	1,297	1,394	-97	15,555	13,227	2,329	2,612	2,741	3,090
Unemployment	4,410	3,390	1,020	46,615	34,235	12,380	81,846	93,261	92,209
Veterans Life Insurance	1	31	-30	27	357	-329	1,638	1,345	1,314
All Other Trust	679	592	87	7,698	6,715	984	38,013	39,251	39,306
<b>Total Trust Fund Receipts and Outlays and Investments Held from Table 6-D</b>	<b>215,316</b>	<b>264,318</b>	<b>-49,002</b>	<b>2,604,545</b>	<b>2,393,658</b>	<b>210,887</b>	<b>5,942,581</b>	<b>6,242,609</b>	<b>6,192,225</b>
Less: Interfund Transactions	86,944	86,944	.....	1,115,468	1,115,468	.....	.....	.....	.....
Trust Fund Receipts and Outlays on the Basis of Tables 4 & 5	128,372	177,374	-49,002	1,489,077	1,278,190	210,887			
<b>Total Federal Fund Receipts and Outlays</b>	<b>202,086</b>	<b>396,825</b>	<b>-194,739</b>	<b>2,596,439</b>	<b>4,324,324</b>	<b>-1,727,885</b>			
Less: Interfund Transactions	81	81	.....	939	939	.....			
Federal Fund Receipts and Outlays on the Basis of Table 4 & 5	202,005	396,744	-194,739	2,595,500	4,323,385	-1,727,885			
<b>Net Budget Receipts &amp; Outlays</b>	<b>330,377</b>	<b>574,119</b>	<b>-243,741</b>	<b>4,084,576</b>	<b>5,601,575</b>	<b>-1,516,999</b>			

Note: Details may not add to totals due to rounding.

Note: Interfund receipts and outlays are transactions between Federal funds and trust funds such as Federal payments and contributions, and interest and profits on investments in Federal securities. They have no net effect on overall budget

receipts and outlays since the receipt side of such transactions is offset against budget outlays. In this table, Interfund receipts are shown as an adjustment to arrive at total receipts and outlays of trust funds respectively.  
... No Transactions

**Table 9. Summary of Receipts by Source, and Outlays by Function of the U.S. Government, July 2024 and Other Periods**

[\$ millions]

Classification	This Month	Fiscal Year to Date	Comparable Period Prior Fiscal Year
<b>Receipts</b>			
Individual Income Taxes	153,607	2,039,365	1,825,199
Corporation Income Taxes	19,834	412,504	320,145
Social Insurance and Retirement Receipts:			
Employment and General Retirement	122,737	1,385,958	1,311,831
Unemployment Insurance	4,406	43,922	45,138
Other Retirement	633	6,434	5,624
Excise Taxes	16,964	81,210	60,160
Estate and Gift Taxes	1,374	25,919	28,961
Customs Duties	7,133	62,741	67,334
Miscellaneous Receipts	3,688	26,524	24,289
<b>Total</b>	<b>330,377</b>	<b>4,084,576</b>	<b>3,688,681</b>
<b>Net Outlays</b>			
National Defense	71,072	714,610	665,922
International Affairs	8,280	55,362	57,798
General Science, Space, and Technology	3,612	34,036	32,804
Energy	-404	10,884	-321
Natural Resources and Environment	4,761	45,411	36,892
Agriculture	3,818	34,976	31,024
Commerce and Housing Credit	-3,196	40,633	52,593
Transportation	11,514	105,436	99,770
Community and Regional Development	4,772	77,956	77,471
Education, Training, Employment, and Social Services	12,320	242,916	286,327
Health	73,262	743,429	740,949
Medicare	92,239	721,113	656,818
Income Security	58,665	566,179	665,938
Social Security	123,242	1,212,635	1,122,357
Veterans Benefits and Services	28,749	264,497	232,789
Administration of Justice	6,875	69,476	67,559
General Government	3,537	23,735	27,238
Net Interest	80,809	763,200	561,263
Undistributed Offsetting Receipts	-9,809	-124,911	-112,731
<b>Total</b>	<b>574,119</b>	<b>5,601,575</b>	<b>5,302,461</b>

Note: Details may not add to totals due to rounding.

# Explanatory Notes

## 1. Flow of Data into Monthly Treasury Statement

The *Monthly Treasury Statement (MTS)* is assembled from data in the central accounting system. The major sources of data include monthly accounting reports by Federal entities and disbursing officers, and daily reports from the Federal Reserve banks. These reports detail accounting transactions affecting receipts and outlays of the Federal Government and off-budget Federal entities, and their related effect on the assets and liabilities of the U.S. Government. Information is presented in the *MTS* on a modified cash basis.

## 2. Notes on Receipts

Receipts included in the report are classified into the following major categories: (1) budget receipts and (2) offsetting collections (also called applicable receipts). Budget receipts are collections from the public that result from the exercise of the Government's sovereign or governmental powers, excluding receipts offset against outlays. These collections, also called governmental receipts, consist mainly of tax receipts (including social insurance taxes), receipts from court fines, certain licenses, and deposits of earnings by the Federal Reserve System. Refunds of receipts are treated as deductions from gross receipts.

Offsetting collections are from other Government accounts or the public that are of a business-type or market-oriented nature. They are classified into two major categories: (1) offsetting collections credited to appropriations or fund accounts, and (2) offsetting receipts (i.e., amounts deposited in receipt accounts). Collections credited to appropriation or fund accounts normally can be used without appropriation action by Congress. These occur in two instances: (1) when authorized by law, amounts collected for materials or services are treated as reimbursements to appropriations and (2) in the three types of revolving funds (public enterprise, intra governmental, and trust); collections are netted against spending, and outlays are reported as the net amount.

Offsetting receipts in receipt accounts cannot be used without being appropriated. They are subdivided into two categories: (1) proprietary receipts - these collections are from the public and they are offset against outlays by agency and by function, and (2) intra governmental funds - these are payments into receipt accounts from Governmental appropriation or fund accounts. The transactions may be intrabudgetary when the payment and receipt both occur within the budget or from receipts from off-budget Federal entities in those cases where payment is made by a Federal entity whose budget authority and outlays are excluded from the budget totals.

Intrabudgetary transactions are subdivided into three categories: (1) interfund transactions, where the payments are from one fund group (either Federal funds or trust funds) to a receipt account in the other fund group; (2) Federal intrafund transactions, where the payments and receipts both occur within the Federal fund group; and (3) trust intrafund transactions, where the payments and receipts both occur within the trust fund group.

Offsetting receipts are generally deducted from budget authority and outlays by function, by subfunction, or by agency. There are four types of receipts, however, that are deducted from budget totals as undistributed offsetting receipts. They are: (1) agencies' payments (including payments by off-budget Federal entities) as employers into employees retirement funds, (2) interest received by trust funds, (3) rents and royalties on the Outer Continental Shelf lands, and (4) other interest (i.e., interest collected on Outer Continental Shelf money in deposit funds when such money is transferred into the budget).

## 3. Notes on Outlays

Outlays are generally accounted for on the basis of checks issued, electronic funds transferred, or cash payments made. Certain outlays do not require issuance of cash or checks. An example is charges made against appropriations for that part of employees' salaries withheld for taxes or savings bond allotments - these are counted as payments to the employee and credits for whatever purpose the money was withheld. Outlays are stated net of offsetting collections (including receipts of revolving and management funds) and of refunds. Interest on the public debt (public issues) is recognized on the accrual basis. Federal credit programs subject to the Federal Credit Reform Act of 1990 use the cash

basis of accounting and are divided into two components. The portion of the credit activities that involve a cost to the Government (mainly subsidies) is included within the budget program accounts. The remaining portion of the credit activities are in non-budget financing accounts. Outlays of off-budget Federal entities are excluded by law from budget totals. However, they are shown separately and combined with the on-budget outlays to display total Federal outlays.

## 4. Processing

The data on payments and collections are reported by account symbol into the central accounting system. In turn, the data are extracted from this system for use in the preparation of the *MTS*.

There are two major checks which are conducted to assure consistency of the data reported:

1. Verification of payment data. The monthly payment activity reported by Federal entities on the Statements of Transactions is compared to the payment activity of Federal entities as reported by disbursing officers.
2. Verification of collection data. Reported collections appearing on Statements of Transactions are compared to deposits as reported by Federal Reserve Banks.

## 5. Other Sources of Information About Federal Government Financial Activities

- *A Glossary of Terms Used in the Federal Budget Process, 2005* (Available from the U.S. Government Accountability Office, at calling 202-512-6000. This glossary provides a basic reference document of standardized definitions of terms used by the Federal Government in the budget making process).
- *Daily Treasury Statement* (Available on the internet at <https://fiscaldata.treasury.gov/datasets/daily-treasury-statement/operating-cash-balance>). *The Daily Treasury Statement* is published each working day of the Federal Government and provides data on the cash and debt operations of the Treasury.
- *Monthly Statement of the Public Debt of the United States* (Available on the internet at <https://fiscaldata.treasury.gov/datasets/monthly-statement-public-debt/summary-of-treasury-securities-outstanding>). This publication provides detailed information concerning the public debt.
- *Treasury Bulletin* (Available from GPO, Washington, D.C. 20401 on a subscription or single copy and on the internet at <https://www.fiscal.treasury.gov/reports-statements/treasury-bulletin/>). Quarterly, contains a mix of narrative, tables, and charts on Treasury issues, Federal financial operations, international statistics, and special reports.
- *Budget of the United States Government, Fiscal Year 20\_\_* (Available from GPO, Washington, D.C. 20401 on a subscription basis only and on the internet at <https://www.govinfo.gov/app/collection/budget>). This publication is a single volume which provides budget information and contains:
  - *Appendix, The Budget of the United States Government, FY 20*
  - *The United States Budget in Brief, FY 20*
  - *Analytical Perspectives*
  - *Historical Tables*
- *Combined Statement of Receipts, Outlays, and Balances of the United States Government* (Available from Bureau of the Fiscal Service, U.S. Department of Treasury, Washington, D.C. 20227 and on the internet at <https://www.fiscal.treasury.gov/reports-statements/combined-statement/>). This report includes budgetary results at the summary level and presents individual receipt and appropriation accounts at the detail level.

**Scheduled Release**

**The release date for the August 2024 Statement  
will be 2:00 p.m. EST September 12, 2024.**

Internet service subscribers can access the current issue of the Monthly Treasury Statement through the  
Bureau of the Fiscal Service's website:

[http://www.fiscal.treasury.gov/fsreports/rpt/mthTreasStmnt/mthTreasStmnt\\_home.htm](http://www.fiscal.treasury.gov/fsreports/rpt/mthTreasStmnt/mthTreasStmnt_home.htm)