



# Monthly Treasury Statement

of Receipts and Outlays  
of the United States Government


For Fiscal Year 2018 Through **January 31, 2018**, and Other Periods

## Highlight

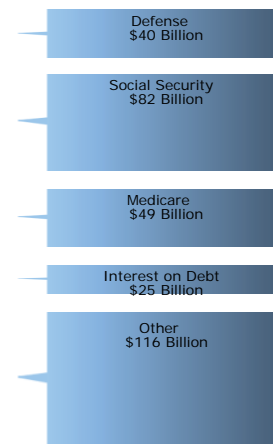
**Outlays for Military active duty and retirement, Veterans' benefits and Supplemental Security Income accelerated into December, because January 1, 2018, the normal payment date, was a non-business day.**

### Receipts, Outlays, and Surplus/Deficit for January 2018

Receipts by Source:

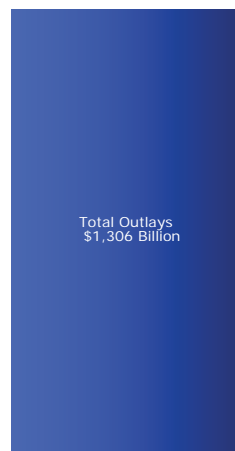
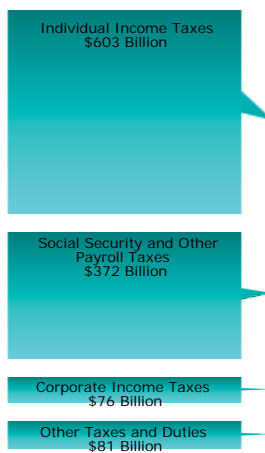


Outlays by Function:

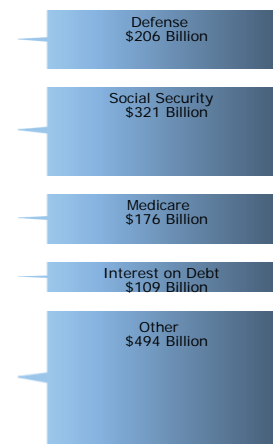


### Cumulative Receipts, Outlays, and Surplus/Deficit through Fiscal Year 2018

Receipts by Source:



Outlays by Function:



Compiled and Published by

*Department of the Treasury*  
*Bureau of the Fiscal Service*

<b>Contents</b>			
Summary	Page 2	Receipts/Outlays by Month	Page 31
Receipts	Page 6	Federal Trust Funds/Securities	Page 33
Outlays	Page 7	Receipts by Source/Outlays by Function	Page 34
Means of Financing	Page 21	Explanatory Notes	Page 35

## Introduction

The *Monthly Treasury Statement of Receipts and Outlays of the United States Government (MTS)* is prepared by the Bureau of the Fiscal Service, Department of the Treasury and, after approval by the Fiscal Assistant Secretary of the Treasury, is normally released on the 8th workday of the month following the reporting month. The publication is based on data provided by Federal entities, disbursing officers, and Federal Reserve banks.

### AUDIENCE

The *MTS* is published to meet the needs of those responsible for or interested in the cash position of the Treasury, those who are responsible or interested in the Government's budget results; and individuals and businesses whose operations depend upon or are related to the Government's financial operations.

### DISCLOSURE STATEMENT

This statement summarizes the financial activities of the Federal Government and off-budget Federal entities conducted in accordance with the Budget of the U.S. Government, i.e., receipts and outlays of funds, the surplus or deficit, and the means of financing the deficit or disposing of the surplus. Information is presented on a modified cash basis; receipts are accounted for on the basis of collections; refunds of receipts are treated as deductions from gross receipts; revolving and

management fund receipts, reimbursements and refunds of monies previously expended are treated as deductions from gross outlays; and interest on the public debt (public issues) is recognized on the accrual basis. Major information sources include accounting data reported by Federal entities, disbursing officers, and Federal Reserve banks.

### TRIAD OF PUBLICATIONS

The *MTS* is part of a triad of Treasury financial reports. The *Daily Treasury Statement* is published each working day of the Federal Government. It provides data on the cash and debt operations of the Treasury based upon reporting of the Treasury account balances by Federal Reserve banks. The *MTS* is a report of Government receipts and outlays, based on agency reporting. The *Combined Statement of Receipts, Outlays, and Balances of the United States Government* is the official publication of the detailed receipts and outlays of the Government. It is published annually in accordance with legislative mandates given to the Secretary of the Treasury.

### DATA SOURCES AND INFORMATION

The Explanatory Notes section of this publication provides information concerning the flow of data into the *MTS* and sources of information relevant to the *MTS*.

**Table 1. Summary of Receipts, Outlays, and the Deficit/Surplus of the U.S. Government, Fiscal Years 2017 and 2018, by Month**

[\$ millions]			
Period	Receipts	Outlays	Deficit/Surplus (-)
<b>FY 2017</b>			
October	221,692	267,523	45,831
November	199,875	336,544	136,669
December	319,204	346,541	27,337
January	344,069	292,812	-51,257
February	171,713	363,757	192,044
March	216,584	392,816	176,233
April	455,605	273,177	-182,428
May	240,418	328,841	88,423
June	338,660	428,894	90,233
July	232,040	274,980	42,939
August	226,311	334,000	107,689
September	348,722	340,837	-7,886
<b>Year-to-Date</b>	<b>3,314,894</b>	<b>3,980,720</b>	<b>665,826</b>
<b>FY 2018</b>			
October	235,341	298,555	63,214
November	208,374	346,922	138,547
December	325,797	348,989	23,192
January	361,038	311,802	-49,236
<b>Year-to-Date</b>	<b>1,130,550</b>	<b>1,306,268</b>	<b>175,718</b>

1 Outlays decreased by \$1 million due to additional reporting by the Department of Interior.

Note: Details may not add to totals due to rounding.

**Table 2. Summary of Budget and Off-Budget Results and Financing of the U.S. Government, January 2018 and Other Periods**

Classification	[\$ millions]				
	This Month	Current Fiscal Year to Date	Budget Estimates Full Fiscal Year <sup>1</sup>	Comparable Prior Period Year to Date (2017)	Budget Estimates Next Fiscal Year (2019) <sup>2</sup>
<b>Total On-Budget and Off-Budget Results:</b>					
Total Receipts	361,038	1,130,550	3,514,482	1,084,840	3,813,661
On-Budget Receipts	278,535	861,728	2,630,389	823,375	2,882,385
Off-Budget Receipts	82,503	268,821	884,093	261,466	931,276
Total Outlays	311,802	1,306,268	4,103,979	1,243,419	4,339,564
On-Budget Outlays	241,616	1,052,117	3,244,698	1,000,986	3,415,966
Off-Budget Outlays	70,186	254,150	859,281	242,433	923,598
Total Surplus (+) or Deficit (-)	+49,236	-175,718	-589,497	-158,579	-525,903
On-Budget Surplus (+) or Deficit (-)	+36,919	-190,389	-614,309	-177,611	-533,581
Off-Budget Surplus (+) or Deficit (-)	+12,317	+14,671	+24,812	+19,033	+7,678
Total On-Budget and Off-Budget Financing	-49,236	175,718	589,497	158,579	525,903
<b>Means of Financing:</b>					
Borrowing from the Public	-13,375	126,080	678,472	199,634	604,316
Reduction of Operating Cash, Increase (-)	-46,861	-116,473	.....	-19,416	.....
By Other Means	11,000	166,111	-88,975	-21,639	-78,413

1 These estimates are based on the FY 2018 Mid-Session Review, released by the Office of Management and Budget on July 14, 2017.

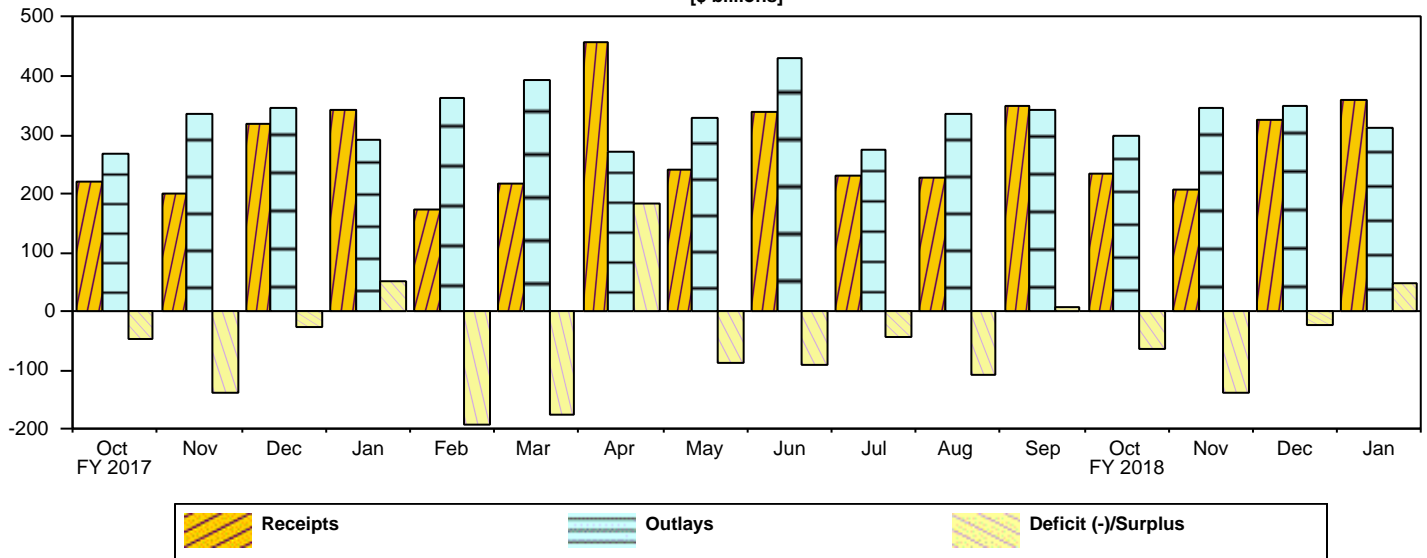
2 These estimates are based on the FY 2018 Budget, released by the Office of

Management and Budget on May 23, 2017.

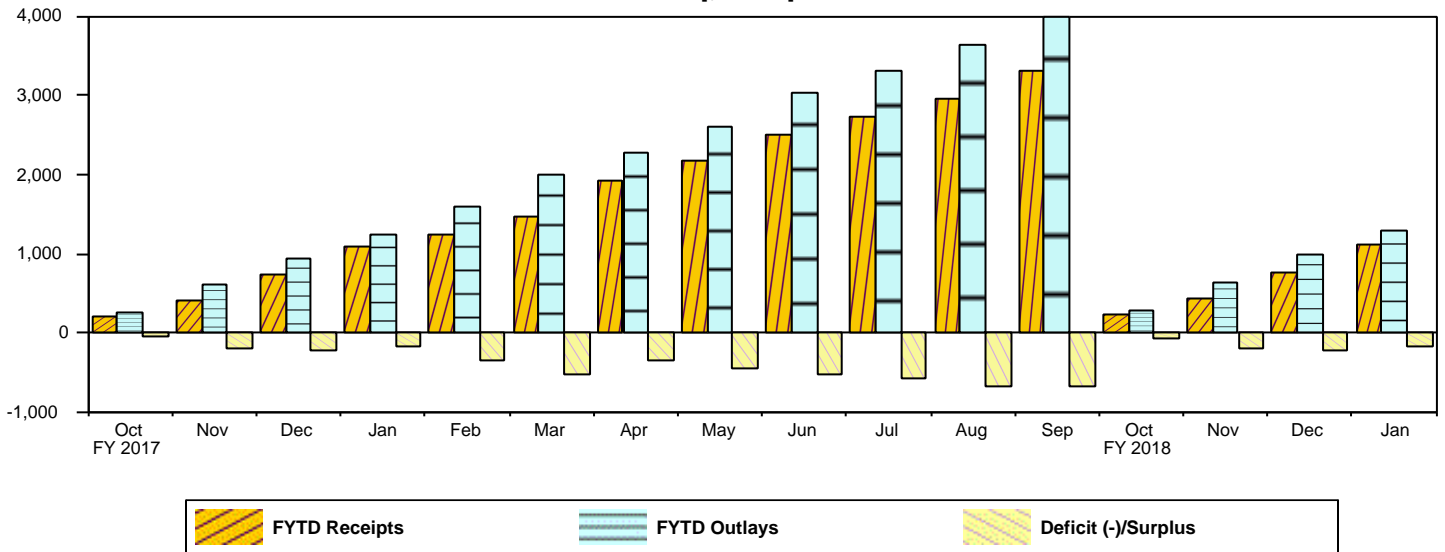
Note: Details may not add to totals due to rounding.

... No Transactions

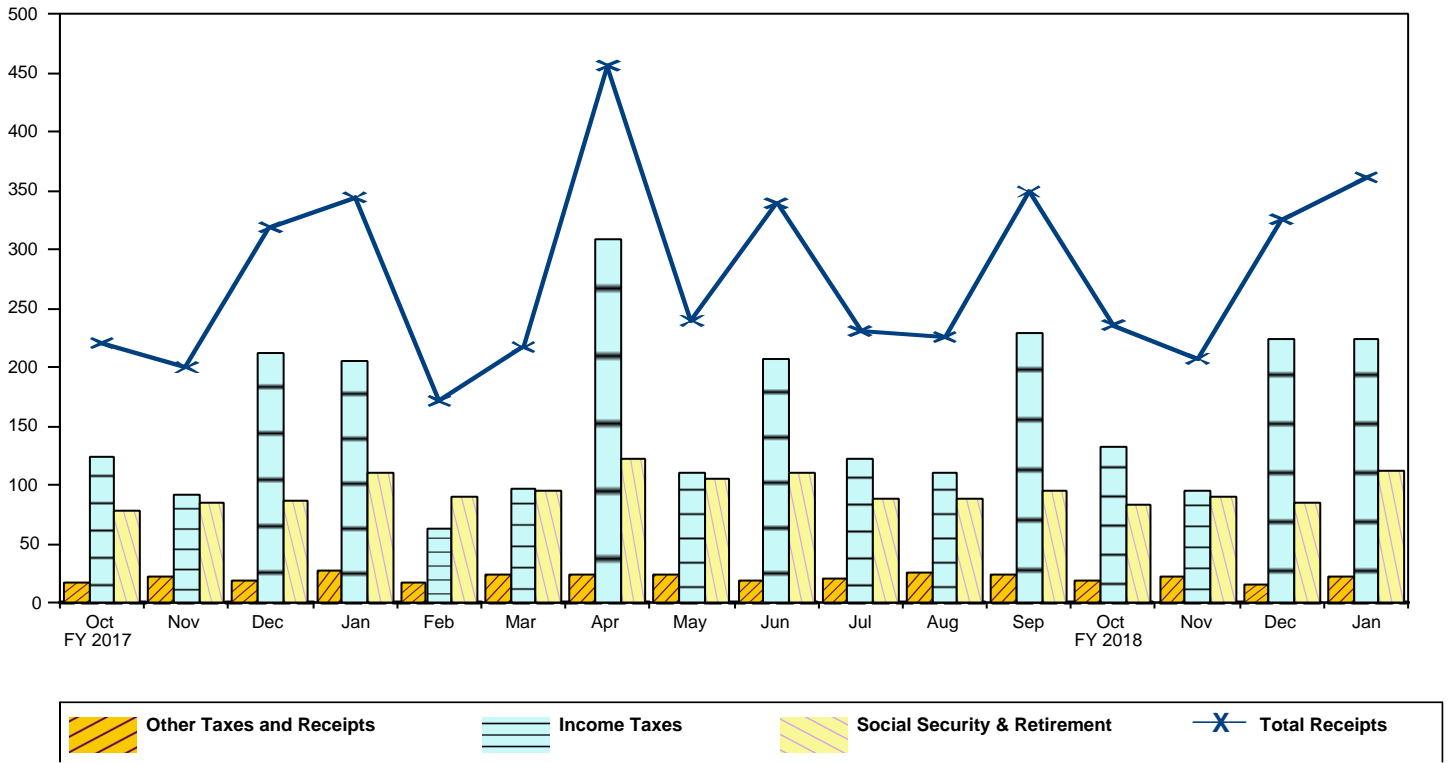
**Figure 1. Monthly Receipts, Outlays, and Budget Deficit/Surplus of the U.S. Government, Fiscal Years 2017 and 2018**  
[\$ billions]



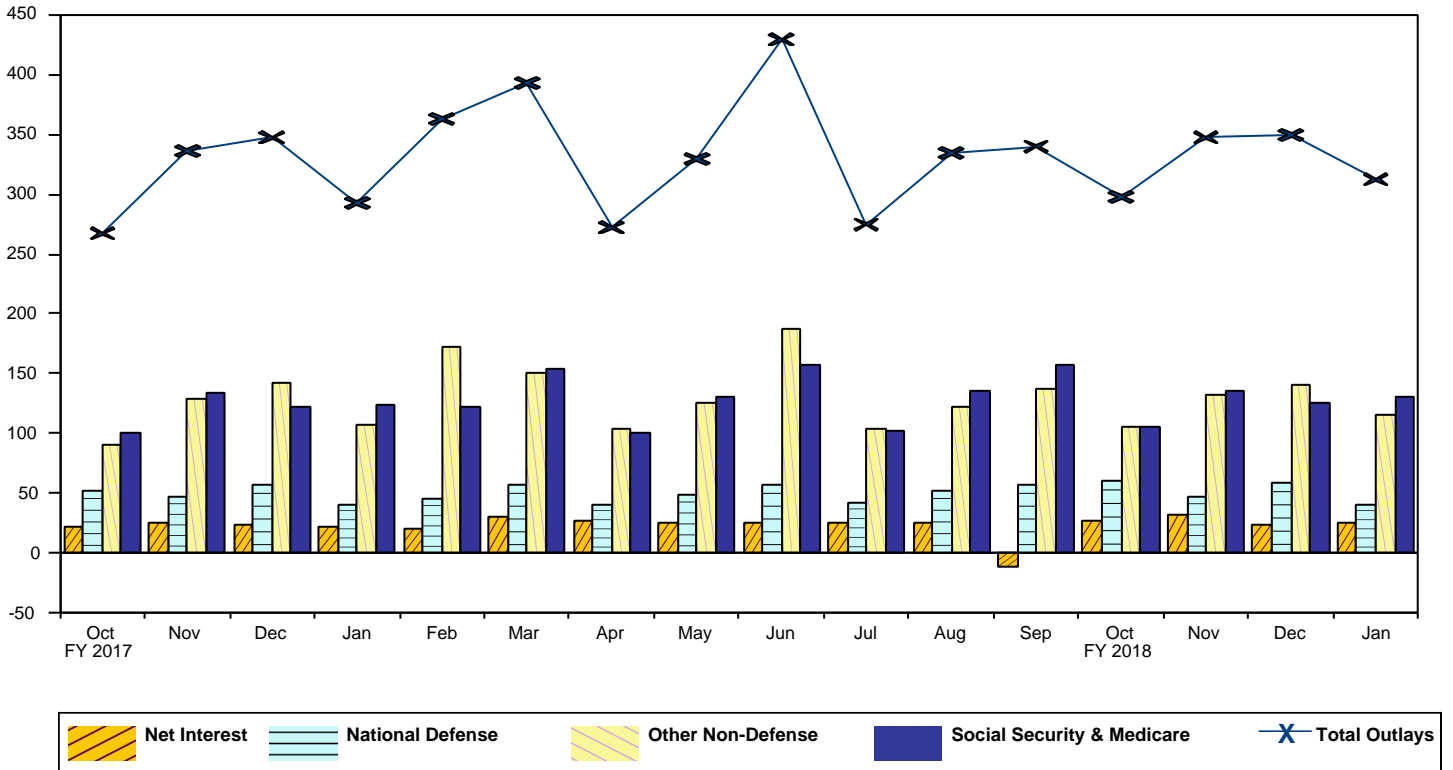
**Figure 2. Monthly Receipts, Outlays, and Budget Deficit/Surplus of the U.S. Government, Cumulative, Fiscal Years 2017 and 2018**  
[\$ billions]



**Figure 3. Monthly Receipts of the U.S. Government, by Source, Fiscal Years 2017 and 2018**  
[\$ billions]



**Figure 4. Monthly Outlays of the U.S. Government, by Function, Fiscal Years 2017 and 2018**  
[\$ billions]



**Table 3. Summary of Receipts and Outlays of the U.S. Government, January 2018 and Other Periods**

[ \$ millions ]				
Classification	This Month	Current Fiscal Year to Date	Comparable Prior Year to Date	Budget Estimates Full Fiscal Year <sup>1</sup>
<b>Budget Receipts</b>				
Individual Income Taxes	211,879	602,726	550,068	1,745,916
Corporation Income Taxes	13,482	75,533	84,877	319,757
Social Insurance and Retirement Receipts:				
Employment and General Retirement (Off-Budget)	82,503	268,821	261,466	884,093
Employment and General Retirement (On-Budget)	24,775	90,060	87,818	273,320
Unemployment Insurance	5,200	11,364	11,187	49,065
Other Retirement	389	1,486	1,416	6,175
Excise Taxes	8,280	27,738	24,493	106,467
Estate and Gift Taxes	2,292	7,550	7,233	24,331
Customs Duties	3,188	12,634	11,779	39,772
Miscellaneous Receipts	9,049	32,637	44,505	<sup>2</sup> 65,586
<b>Total Receipts</b>	<b>361,038</b>	<b>1,130,550</b>	<b>1,084,840</b>	<b>3,514,482</b>
<b>(On-Budget)</b>	<b>278,535</b>	<b>861,728</b>	<b>823,375</b>	<b>2,630,389</b>
<b>(Off-Budget)</b>	<b>82,503</b>	<b>268,821</b>	<b>261,466</b>	<b>884,093</b>
<b>Budget Outlays</b>				
Legislative Branch	482	1,669	1,602	5,112
Judicial Branch	633	2,612	2,493	8,030
Department of Agriculture	11,726	63,639	60,838	137,079
Department of Commerce	875	2,438	3,167	14,458
Department of Defense--Military Programs	37,288	195,844	187,018	630,201
Department of Education	9,610	23,064	19,826	68,108
Department of Energy	2,074	8,292	8,414	28,097
Department of Health and Human Services	90,398	347,637	344,433	1,135,892
Department of Homeland Security	6,600	29,979	17,801	50,906
Department of Housing and Urban Development	3,616	14,445	12,264	41,221
Department of the Interior	1,391	<sup>3</sup> 5,284	4,535	8,225
Department of Justice	3,506	12,185	7,420	35,818
Department of Labor	5,894	11,467	10,959	43,243
Department of State	2,008	8,937	9,000	27,885
Department of Transportation	5,466	24,123	24,189	79,545
Department of the Treasury:				
Interest on Treasury Debt Securities (Gross)	27,815	174,068	162,465	503,490
Other	6,241	19,719	17,782	94,019
Department of Veterans Affairs	7,695	54,266	51,051	177,240
Corps of Engineers	409	2,013	2,279	6,949
Other Defense Civil Programs	1,010	17,790	15,923	56,355
Environmental Protection Agency	690	3,097	3,250	6,473
Executive Office of the President	33	132	137	400
General Services Administration	-234	-143	-327	826
International Assistance Programs	463	6,233	7,450	28,781
National Aeronautics and Space Administration	1,322	6,632	6,405	19,635
National Science Foundation	576	2,275	2,231	7,192
Office of Personnel Management	8,252	32,176	31,670	96,750
Small Business Administration	183	586	349	1,005
Social Security Administration	82,258	335,532	323,977	1,054,219
Independent Agencies	2,086	3,611	7,879	17,326
Allowances	.....	.....	.....	-33,204
Undistributed Offsetting Receipts:				
Interest	-2,102	-63,315	-65,058	-142,871
Other	-6,462	-40,019	-38,002	-104,426
<b>Total Outlays</b>	<b>311,802</b>	<b>1,306,268</b>	<b>1,243,419</b>	<b>4,103,979</b>
<b>(On-Budget)</b>	<b>241,616</b>	<b>1,052,117</b>	<b>1,000,986</b>	<b>3,244,698</b>
<b>(Off-Budget)</b>	<b>70,186</b>	<b>254,150</b>	<b>242,433</b>	<b>859,281</b>
<b>Surplus (+) or Deficit (-)</b>	<b>+49,236</b>	<b>-175,718</b>	<b>-158,579</b>	<b>-589,497</b>
<b>(On-Budget)</b>	<b>+36,919</b>	<b>-190,389</b>	<b>-177,611</b>	<b>-614,309</b>
<b>(Off-Budget)</b>	<b>+12,317</b>	<b>+14,671</b>	<b>+19,033</b>	<b>+24,812</b>

1 These estimates are based on the FY 2018 Mid-Session Review, released by the Office of Management and Budget on July 14, 2017.

2 The estimates for Miscellaneous Receipts include \$55M that is related to ongoing Legislative Proposals. This amount will be separated out in future publications to accurately reflect the activity.

3 Outlays decreased by \$1 million due to additional reporting for the month of December 2017.

Note: Details may not add to totals due to rounding.

... No Transactions

**Table 4. Receipts of the U.S. Government, January 2018 and Other Periods**

Classification	This Month			Current Fiscal Year to Date			Prior Fiscal Year to Date		
	Gross Receipts	Refunds (Deduct)	Receipts	Gross Receipts	Refunds (Deduct)	Receipts	Gross Receipts	Refunds (Deduct)	Receipts
<b>Individual Income Taxes</b>									
Withheld	130,939			496,984			447,599		
Presidential Election Campaign Fund	(**)			2			2		
Other	83,639			130,958			126,620		
<b>Total -- Individual Income Taxes</b>	<b>214,577</b>	<b>2,698</b>	<b>211,879</b>	<b>627,943</b>	<b>25,218</b>	<b>602,726</b>	<b>574,221</b>	<b>24,153</b>	<b>550,068</b>
<b>Corporation Income Taxes</b>									
	<b>15,856</b>	<b>2,374</b>	<b>13,482</b>	<b>95,069</b>	<b>19,535</b>	<b>75,533</b>	<b>101,055</b>	<b>16,178</b>	<b>84,877</b>
<b>Social Insurance and Retirement Receipts:</b>									
Employment and General Retirement:									
Federal Old-Age and Survivors Insurance Trust Fund:									
Federal Insurance Contributions Act Taxes	60,483	.....	60,483	215,980	.....	215,980	204,530	.....	204,530
Self-Employment Contributions Act Taxes	6,251	.....	6,251	7,107	.....	7,107	7,066	.....	7,066
Adjustments Attributable to Prior Years-FICA	.....	.....	.....	-4,682	.....	-4,682	1,971	.....	1,971
Adjustments Attributable to Prior Years-SECA	.....	.....	.....	-1,093	.....	-1,093	-2,083	.....	-2,083
<b>Total -- Federal Old-Age and Survivors Insurance Trust Fund</b>	<b>66,734</b>	<b>.....</b>	<b>66,734</b>	<b>217,312</b>	<b>.....</b>	<b>217,312</b>	<b>211,484</b>	<b>.....</b>	<b>211,484</b>
Federal Disability Insurance Trust Fund:									
Federal Insurance Contributions Act Taxes	14,292	.....	14,292	51,034	.....	51,034	48,329	.....	48,329
Self-Employment Contributions Act Taxes	1,477	.....	1,477	1,679	.....	1,679	1,671	.....	1,671
Adjustments Attributable to Prior Years-FICA	.....	.....	.....	-1,013	.....	-1,013	335	.....	335
Adjustments Attributable to Prior Years-SECA	.....	.....	.....	-191	.....	-191	-354	.....	-354
<b>Total -- Federal Disability Insurance Trust Fund</b>	<b>15,769</b>	<b>.....</b>	<b>15,769</b>	<b>51,509</b>	<b>.....</b>	<b>51,509</b>	<b>49,981</b>	<b>.....</b>	<b>49,981</b>
Federal Hospital Insurance Trust Fund:									
Federal Insurance Contributions Act Taxes	21,153	.....	21,153	86,555	.....	86,555	83,411	.....	83,411
Self-Employment Contributions Act Taxes	2,922	.....	2,922	3,342	.....	3,342	3,327	.....	3,327
Adjustments Attributable to Prior Years-FICA	.....	.....	.....	-1,594	.....	-1,594	222	.....	222
Adjustments Attributable to Prior Years-SECA	.....	.....	.....	-192	.....	-192	-1,039	.....	-1,039
<b>Total -- Federal Hospital Insurance Trust Fund</b>	<b>24,075</b>	<b>.....</b>	<b>24,075</b>	<b>88,112</b>	<b>.....</b>	<b>88,112</b>	<b>85,921</b>	<b>.....</b>	<b>85,921</b>
Railroad Retirement:									
Rail Pension and Supplemental Annuity	329	(**)	329	973	(**)	973	897	(**)	897
Social Security Equivalent Account	371	(**)	371	975	(**)	975	1,000	(**)	1,000
<b>Total -- Employment and General Retirement</b>	<b>107,278</b>	<b>(**)</b>	<b>107,278</b>	<b>358,882</b>	<b>(**)</b>	<b>358,881</b>	<b>349,284</b>	<b>1</b>	<b>349,283</b>
Unemployment Insurance:									
Deposits by States	1,881	.....	1,881	7,346	.....	7,346	7,578	.....	7,578
Federal Unemployment Taxes	3,290	4	3,287	3,964	10	3,953	3,559	9	3,550
Railroad Unemployment Taxes	32	.....	32	65	.....	65	59	.....	59
<b>Total -- Unemployment Insurance</b>	<b>5,203</b>	<b>4</b>	<b>5,200</b>	<b>11,375</b>	<b>10</b>	<b>11,364</b>	<b>11,196</b>	<b>9</b>	<b>11,187</b>
Other Retirement:									
Federal Employees' Retirement--Employee Share	387	.....	387	1,475	.....	1,475	1,404	.....	1,404
Non-Federal Employees Retirement	3	.....	3	11	.....	11	12	.....	12
<b>Total -- Other Retirement</b>	<b>389</b>	<b>.....</b>	<b>389</b>	<b>1,486</b>	<b>.....</b>	<b>1,486</b>	<b>1,416</b>	<b>.....</b>	<b>1,416</b>
<b>Total -- Social Insurance and Retirement Receipts</b>	<b>112,871</b>	<b>4</b>	<b>112,868</b>	<b>371,742</b>	<b>11</b>	<b>371,732</b>	<b>361,896</b>	<b>10</b>	<b>361,886</b>
<b>Excise Taxes:</b>									
Miscellaneous Excise Taxes	5,884	672	5,213	14,425	1,108	13,317	10,892	1,943	8,949
Airport and Airway Trust Fund	807	.....	807	3,766	.....	3,766	3,931	.....	3,931
Highway Trust Fund	2,263	30	2,234	10,633	102	10,530	11,573	101	11,472
Black Lung Disability Trust Fund	27	.....	27	124	.....	124	140	.....	140
<b>Total -- Excise Taxes</b>	<b>8,981</b>	<b>701</b>	<b>8,280</b>	<b>28,948</b>	<b>1,211</b>	<b>27,738</b>	<b>26,537</b>	<b>2,044</b>	<b>24,493</b>
<b>Estate and Gift Taxes</b>									
	<b>2,386</b>	<b>94</b>	<b>2,292</b>	<b>7,768</b>	<b>218</b>	<b>7,550</b>	<b>7,532</b>	<b>299</b>	<b>7,233</b>
<b>Customs Duties</b>									
	<b>3,323</b>	<b>135</b>	<b>3,188</b>	<b>13,143</b>	<b>508</b>	<b>12,634</b>	<b>12,357</b>	<b>577</b>	<b>11,779</b>
<b>Miscellaneous Receipts:</b>									
Deposit of Earnings, Federal Reserve System	7,222	.....	7,222	25,333	.....	25,333	26,462	.....	26,462
Universal Service Fund	780	.....	780	3,076	.....	3,076	3,173	.....	3,173
All Other	1,048	(**)	1,048	4,235	8	4,228	14,888	18	14,870
<b>Total -- Miscellaneous Receipts</b>	<b>9,050</b>	<b>(**)</b>	<b>9,049</b>	<b>32,644</b>	<b>8</b>	<b>32,637</b>	<b>44,523</b>	<b>18</b>	<b>44,505</b>
<b>Total -- Receipts</b>	<b>367,045</b>	<b>6,007</b>	<b>361,038</b>	<b>1,177,257</b>	<b>46,708</b>	<b>1,130,550</b>	<b>1,128,120</b>	<b>43,280</b>	<b>1,084,840</b>
<b>Total -- On-Budget</b>	<b>284,542</b>	<b>6,007</b>	<b>278,535</b>	<b>908,436</b>	<b>46,708</b>	<b>861,728</b>	<b>866,655</b>	<b>43,280</b>	<b>823,375</b>
<b>Total -- Off-Budget</b>	<b>82,503</b>	<b>.....</b>	<b>82,503</b>	<b>268,821</b>	<b>.....</b>	<b>268,821</b>	<b>261,466</b>	<b>.....</b>	<b>261,466</b>

Note: Details may not add to totals due to rounding.

(\*\*) Less than absolute value of \$500,000

... No Transactions

**Table 5. Outlays of the U.S. Government, January 2018 and Other Periods**

Classification	This Month			Current Fiscal Year to Date			Prior Fiscal Year to Date		
	Gross Outlays	Applicable Receipts	Outlays	Gross Outlays	Applicable Receipts	Outlays	Gross Outlays	Applicable Receipts	Outlays
<b>Legislative Branch:</b>									
Senate	75	1	74	304	1	303	295	1	294
House of Representatives	131	(**)	130	470	1	469	432	(**)	431
Joint Items	2	.....	2	6	.....	6	6	.....	6
Capitol Police	44	.....	44	141	.....	141	130	.....	130
Congressional Budget Office	5	.....	5	17	.....	17	16	.....	16
Architect of the Capitol	63	(**)	62	219	1	218	193	1	191
Library of Congress	66	1	66	237	5	232	209	3	205
Government Printing Office	23	.....	23	61	.....	61	113	.....	113
Government Accountability Office	66	.....	66	190	.....	190	182	.....	182
United States Tax Court	5	.....	5	17	.....	17	18	.....	18
Other Legislative Branch Agencies	6	.....	6	24	.....	24	23	.....	23
Proprietary Receipts from the Public	.....	1	-1	.....	8	-8	.....	4	-4
Intrabudgetary Transactions	(**)	.....	(**)	-2	.....	-2	-3	.....	-3
<b>Total--Legislative Branch</b>	<b>485</b>	<b>3</b>	<b>482</b>	<b>1,685</b>	<b>16</b>	<b>1,669</b>	<b>1,613</b>	<b>10</b>	<b>1,602</b>
<b>Judicial Branch:</b>									
Supreme Court of the United States	10	.....	10	32	.....	32	28	.....	28
Courts of Appeals, District Courts, and Other Judicial Services	585	.....	585	2,537	.....	2,537	2,432	.....	2,432
Other	20	.....	20	173	.....	173	200	.....	200
Proprietary Receipts from the Public	.....	9	-9	.....	45	-45	.....	45	-45
Intrabudgetary Transactions	27	.....	27	-86	.....	-86	-122	.....	-122
<b>Total--Judicial Branch</b>	<b>643</b>	<b>9</b>	<b>633</b>	<b>2,656</b>	<b>45</b>	<b>2,612</b>	<b>2,538</b>	<b>45</b>	<b>2,493</b>
<b>Department of Agriculture:</b>									
Agricultural Research Service	123	.....	123	372	.....	372	407	.....	407
National Institute of Food and Agriculture:									
Research and Education Activities	47	.....	47	235	.....	235	232	.....	232
Extension Activities	27	.....	27	156	.....	156	148	.....	148
Other	8	.....	8	30	.....	30	31	.....	31
Animal and Plant Health Inspection Service	109	.....	109	386	.....	386	397	.....	397
Food Safety and Inspection Service	107	.....	107	351	.....	351	352	.....	352
Agricultural Marketing Service	100	.....	100	386	.....	386	412	.....	412
Risk Management Agency:									
Administrative and Operating Expenses	9	.....	9	27	.....	27	32	.....	32
Federal Crop Insurance Corporation Fund	760	1	759	6,709	183	6,526	5,167	119	5,048
Farm Service Agency:									
Salaries and Expenses	152	.....	152	384	.....	384	343	.....	343
USDA Supplemental Assistance	(**)	.....	(**)	(**)	.....	(**)	(**)	.....	(**)
Agricultural Disaster Relief Fund	(**)	.....	(**)	(**)	.....	(**)	(**)	.....	(**)
Commodity Credit Corporation	1,319	742	577	16,147	1,868	14,278	16,432	1,790	14,641
Tobacco Trust Fund	(**)	.....	(**)	(**)	.....	(**)	.....	.....	.....
Agricultural Credit Insurance Fund	5	8	-4	110	28	82	196	31	165
Other	8	.....	8	35	.....	35	14	.....	14
<b>Total--Farm Service Agency</b>	<b>1,485</b>	<b>750</b>	<b>734</b>	<b>16,675</b>	<b>1,896</b>	<b>14,779</b>	<b>16,984</b>	<b>1,821</b>	<b>15,163</b>
Natural Resources Conservation Service:									
Conservation Operations	67	.....	67	256	.....	256	259	.....	259
Farm Security and Rural Investment Programs	418	.....	418	1,499	.....	1,499	1,447	.....	1,447
Other	5	.....	5	41	.....	41	41	.....	41
Rural Development	45	.....	45	61	.....	61	-41	.....	-41
Rural Housing Service:									
Rural Housing Insurance Fund	29	39	-10	180	159	20	281	162	118
Rental Assistance Program	100	.....	100	392	.....	392	389	.....	389
Other	10	.....	10	48	.....	48	49	.....	49
Rural Utilities Service:									
Rural Electrification and Telecommunications Fund	9	-201	210	471	585	-114	74	485	-411
Other	39	8	31	179	28	151	235	35	200
Foreign Agricultural Service	52	.....	52	568	.....	568	568	.....	568
Food and Nutrition Service:									
Supplemental Nutrition Assistance Program	5,855	.....	5,855	24,755	.....	24,755	24,014	.....	24,014
Child Nutrition Programs	2,010	.....	2,010	8,614	.....	8,614	8,295	.....	8,295
Special Supplemental Nutrition Program for Women, Infants, and Children (WIC)	464	.....	464	1,852	.....	1,852	1,942	.....	1,942
Other	41	.....	41	156	.....	156	147	.....	147
<b>Total--Food and Nutrition Service</b>	<b>8,371</b>	<b>.....</b>	<b>8,371</b>	<b>35,376</b>	<b>.....</b>	<b>35,376</b>	<b>34,398</b>	<b>.....</b>	<b>34,398</b>

**Table 5. Outlays of the U.S. Government, January 2018 and Other Periods - Continued**

Classification	This Month			Current Fiscal Year to Date			Prior Fiscal Year to Date		
	Gross Outlays	Applicable Receipts	Outlays	Gross Outlays	Applicable Receipts	Outlays	Gross Outlays	Applicable Receipts	Outlays
<b>Department of Agriculture: - Continued</b>									
Forest Service:									
National Forest System	158	.....	158	539	.....	539	526	.....	526
Capital Improvement and Maintenance	36	.....	36	134	.....	134	112	.....	112
Wildland Fire Management	368	.....	368	1,309	.....	1,309	842	.....	842
Forest Service Permanent Appropriations	16	.....	16	61	.....	61	56	.....	56
Other	55	.....	55	230	.....	230	229	.....	229
<b>Total--Forest Service</b>	<b>632</b>	<b>.....</b>	<b>632</b>	<b>2,273</b>	<b>.....</b>	<b>2,273</b>	<b>1,765</b>	<b>.....</b>	<b>1,765</b>
Other	111	5	107	400	17	382	312	21	291
Proprietary Receipts from the Public	.....	333	-333	.....	613	-613	.....	465	-465
Intrabudgetary Transactions	-1	.....	-1	50	.....	50	9	.....	9
<b>Total--Department of Agriculture</b>	<b>12,662</b>	<b>936</b>	<b>11,726</b>	<b>67,120</b>	<b>3,482</b>	<b>63,639</b>	<b>63,946</b>	<b>3,108</b>	<b>60,838</b>
<b>Department of Commerce:</b>									
Economic Development Administration	15	.....	15	92	.....	92	88	(**)	88
Bureau of the Census	172	.....	172	627	.....	627	529	.....	529
International Trade Administration	35	.....	35	131	.....	131	137	.....	137
National Oceanic and Atmospheric Administration	467	(**)	467	1,751	2	1,749	1,719	1	1,718
National Institute of Standards and Technology	97	.....	97	332	.....	332	350	.....	350
National Telecommunications and Information Administration	15	(**)	15	68	674	-606	60	(**)	60
Other	92	8	84	153	40	113	272	62	210
Proprietary Receipts from the Public	.....	2	-2	.....	-5	5	.....	-80	80
Intrabudgetary Transactions	-7	.....	-7	-2	.....	-2	-5	.....	-5
Offsetting Governmental Receipts	.....	2	-2	.....	3	-3	.....	1	-1
<b>Total--Department of Commerce</b>	<b>888</b>	<b>12</b>	<b>875</b>	<b>3,152</b>	<b>714</b>	<b>2,438</b>	<b>3,150</b>	<b>-17</b>	<b>3,167</b>
<b>Department of Defense--Military Programs:</b>									
Military Personnel:									
Department of the Army	2,903	.....	2,903	18,315	.....	18,315	18,020	.....	18,020
Department of the Navy	2,189	.....	2,189	15,759	.....	15,759	15,079	.....	15,079
Department of the Air Force	1,419	.....	1,419	11,741	.....	11,741	11,368	.....	11,368
Defense Agencies	.....	.....	.....	6,837	.....	6,837	6,769	.....	6,769
<b>Total--Military Personnel</b>	<b>6,512</b>	<b>.....</b>	<b>6,512</b>	<b>52,653</b>	<b>.....</b>	<b>52,653</b>	<b>51,236</b>	<b>.....</b>	<b>51,236</b>
Operation and Maintenance:									
Department of the Army	5,134	.....	5,134	21,189	.....	21,189	19,563	.....	19,563
Department of the Navy	4,535	.....	4,535	17,691	.....	17,691	17,196	.....	17,196
Department of the Air Force	4,538	.....	4,538	18,203	.....	18,203	17,648	.....	17,648
Defense Agencies	5,307	.....	5,307	22,765	.....	22,765	21,864	.....	21,864
<b>Total--Operation and Maintenance</b>	<b>19,514</b>	<b>.....</b>	<b>19,514</b>	<b>79,848</b>	<b>.....</b>	<b>79,848</b>	<b>76,272</b>	<b>.....</b>	<b>76,272</b>
International Reconstruction and Other Assistance:									
Department of the Army	.....	.....	.....	(**)	.....	(**)	.....	.....	.....
Procurement:									
Department of the Army	803	.....	803	5,692	.....	5,692	5,590	.....	5,590
Department of the Navy	2,789	.....	2,789	14,286	.....	14,286	12,908	.....	12,908
Department of the Air Force	2,475	.....	2,475	13,903	.....	13,903	13,312	.....	13,312
Defense Agencies	516	.....	516	2,301	.....	2,301	2,227	.....	2,227
<b>Total--Procurement</b>	<b>6,583</b>	<b>.....</b>	<b>6,583</b>	<b>36,182</b>	<b>.....</b>	<b>36,182</b>	<b>34,037</b>	<b>.....</b>	<b>34,037</b>
Research, Development, Test, and Evaluation:									
Department of the Army	779	.....	779	2,739	.....	2,739	2,414	.....	2,414
Department of the Navy	1,079	.....	1,079	5,470	.....	5,470	5,352	.....	5,352
Department of the Air Force	1,620	.....	1,620	9,247	.....	9,247	7,617	.....	7,617
Defense Agencies	1,360	.....	1,360	5,803	.....	5,803	5,359	.....	5,359
<b>Total--Research, Development, Test, and Evaluation</b>	<b>4,838</b>	<b>.....</b>	<b>4,838</b>	<b>23,259</b>	<b>.....</b>	<b>23,259</b>	<b>20,743</b>	<b>.....</b>	<b>20,743</b>
Military Construction:									
Department of the Army	20	.....	20	610	.....	610	720	.....	720
Department of the Navy	99	.....	99	512	.....	512	443	.....	443
Department of the Air Force	76	.....	76	286	.....	286	278	.....	278
Defense Agencies	219	.....	219	911	.....	911	791	.....	791
<b>Total--Military Construction</b>	<b>414</b>	<b>.....</b>	<b>414</b>	<b>2,319</b>	<b>.....</b>	<b>2,319</b>	<b>2,231</b>	<b>.....</b>	<b>2,231</b>
Family Housing:									
Department of the Army	37	.....	37	133	.....	133	130	.....	130
Department of the Navy	30	.....	30	98	.....	98	117	.....	117
Department of the Air Force	23	.....	23	95	.....	95	93	.....	93
Defense Agencies	4	(**)	4	29	(**)	29	20	2	18
Revolving and Management Funds:									



**Table 5. Outlays of the U.S. Government, January 2018 and Other Periods - Continued**

Classification	This Month			Current Fiscal Year to Date			Prior Fiscal Year to Date		
	Gross Outlays	Applicable Receipts	Outlays	Gross Outlays	Applicable Receipts	Outlays	Gross Outlays	Applicable Receipts	Outlays
<b>Department of Defense--Military Programs: - Continued</b>									
Department of the Navy	-7	.....	-7	-4	.....	-4	336	.....	336
Defense Agencies:									
Working Capital Fund	828	.....	828	1,834	.....	1,834	1,812	.....	1,812
Other	19	.....	19	159	.....	159	-164	.....	-164
Allowances	-4	.....	-4	(**)	.....	(**)	-141	.....	-141
Trust Funds:									
Department of the Army	(**)	.....	(**)	4	.....	4	6	.....	6
Department of the Navy	1	.....	1	7	.....	7	9	.....	9
Department of the Air Force	(**)	.....	(**)	1	.....	1	2	.....	2
Defense Agencies	10	.....	10	40	.....	40	96	.....	96
Proprietary Receipts from the Public:									
Department of the Army	.....	1,155	-1,155	.....	336	-336	.....	-446	446
Department of the Navy	.....	20	-20	.....	51	-51	.....	118	-118
Department of the Air Force	.....	7	-7	.....	28	-28	.....	-24	24
Defense Agencies	.....	91	-91	.....	335	-335	.....	401	-401
Intrabudgetary Transactions:									
Department of the Army	-12	.....	-12	56	.....	56	-37	.....	-37
Department of the Navy	-8	.....	-8	-21	.....	-21	14	.....	14
Department of the Air Force	-196	.....	-196	-108	.....	-108	131	.....	131
Defense Agencies	-25	.....	-25	12	.....	12	124	.....	124
Offsetting Governmental Receipts:									
Department of the Army	.....	.....	.....	.....	(**)	(**)	.....	.....	.....
<b>Total--Department of Defense--Military Programs</b>	<b>38,561</b>	<b>1,273</b>	<b>37,288</b>	<b>196,595</b>	<b>751</b>	<b>195,844</b>	<b>187,067</b>	<b>50</b>	<b>187,018</b>
<b>Department of Education:</b>									
Office of Elementary and Secondary Education:									
Accelerating Achievement and Ensuring Equity	1,068	.....	1,068	4,542	.....	4,542	4,991	.....	4,991
Impact Aid	128	.....	128	405	.....	405	785	.....	785
Education Improvement Programs	294	.....	294	1,343	.....	1,343	1,401	.....	1,401
Other	30	.....	30	100	.....	100	101	.....	101
<b>Total--Office of Elementary and Secondary Education</b>	<b>1,520</b>	<b>.....</b>	<b>1,520</b>	<b>6,390</b>	<b>.....</b>	<b>6,390</b>	<b>7,278</b>	<b>.....</b>	<b>7,278</b>
Office of Innovation and Improvement	87	.....	87	423	.....	423	436	.....	436
Office of English Language Acquisition	70	.....	70	235	.....	235	224	.....	224
Office of Special Education and Rehabilitative Services:									
Special Education	1,009	.....	1,009	4,029	.....	4,029	3,802	.....	3,802
Rehabilitation Services and Disability Research	295	.....	295	1,128	.....	1,128	1,118	.....	1,118
Special Institutions for Persons with Disabilities	26	.....	26	69	.....	69	71	.....	71
Office of Vocational and Adult Education	119	.....	119	496	.....	496	543	.....	543
Office of Postsecondary Education:									
Higher Education	161	.....	161	717	.....	717	699	.....	699
Other	25	(**)	25	68	3	65	44	3	41
<b>Total--Office of Postsecondary Education</b>	<b>186</b>	<b>(**)</b>	<b>186</b>	<b>784</b>	<b>3</b>	<b>782</b>	<b>744</b>	<b>3</b>	<b>740</b>
Office of Federal Student Aid:									
Student Financial Assistance	5,296	.....	5,296	10,592	.....	10,592	9,775	.....	9,775
Student Aid Administration	160	.....	160	546	.....	546	529	.....	529
Federal Direct Student Loans	1,917	.....	1,917	4,145	.....	4,145	(**)	.....	(**)
Federal Family Education Loans	-22	.....	-22	-884	.....	-884	-80	.....	-80
Other	6	(**)	6	9	2	7	6	3	3
<b>Total--Office of Federal Student Aid</b>	<b>7,358</b>	<b>(**)</b>	<b>7,358</b>	<b>14,409</b>	<b>2</b>	<b>14,407</b>	<b>10,231</b>	<b>3</b>	<b>10,228</b>
Institute of Education Sciences	52	.....	52	195	.....	195	192	.....	192
Departmental Management	61	.....	61	200	.....	200	201	.....	201
Proprietary Receipts from the Public	.....	1,169	-1,169	.....	5,370	-5,370	.....	5,079	-5,079
Intrabudgetary Transactions	-4	.....	-4	80	.....	80	71	.....	71
<b>Total--Department of Education</b>	<b>10,780</b>	<b>1,169</b>	<b>9,610</b>	<b>28,438</b>	<b>5,374</b>	<b>23,064</b>	<b>24,911</b>	<b>5,085</b>	<b>19,826</b>
<b>Department of Energy:</b>									
National Nuclear Security Administration:									
Naval Reactors	93	.....	93	419	.....	419	397	.....	397
Weapons Activities	705	.....	705	3,064	.....	3,064	2,758	.....	2,758
Defense Nuclear Nonproliferation	148	.....	148	607	.....	607	551	.....	551
Other	34	.....	34	122	.....	122	120	.....	120
Environmental and Other Defense Activities:									
Defense Environmental Cleanup	434	.....	434	1,819	.....	1,819	1,867	.....	1,867
Other Defense Activities	68	.....	68	209	.....	209	264	.....	264

**Table 5. Outlays of the U.S. Government, January 2018 and Other Periods - Continued**

Classification	This Month			Current Fiscal Year to Date			Prior Fiscal Year to Date		
	Gross Outlays	Applicable Receipts	Outlays	Gross Outlays	Applicable Receipts	Outlays	Gross Outlays	Applicable Receipts	Outlays
[ \$ millions ]									
<b>Department of Energy: - Continued</b>									
Defense Nuclear Waste Disposal	(**)	.....	(**)	1	.....	1	(**)	.....	(**)
Energy Programs:									
Science	418	.....	418	1,779	.....	1,779	1,698	.....	1,698
Energy Supply	90	.....	90	451	.....	451	470	.....	470
Energy Efficiency and Renewable Energy	142	.....	142	568	.....	568	574	.....	574
Fossil Energy Research and Development	42	.....	42	171	.....	171	185	.....	185
Uranium Enrichment Decontamination and Decommissioning Fund	49	.....	49	221	.....	221	188	.....	188
Advanced Technology Vehicles Manufacturing Loan Program	(**)	.....	(**)	2	.....	2	1	.....	1
Title 17 Innovative Technology Loan Guarantee Program	1	.....	1	4	.....	4	9	.....	9
Other	84	6	78	340	31	308	364	30	334
<b>Total--Energy Programs</b>	<b>826</b>	<b>6</b>	<b>820</b>	<b>3,535</b>	<b>31</b>	<b>3,504</b>	<b>3,489</b>	<b>30</b>	<b>3,460</b>
Power Marketing Administration	286	350	-64	1,294	1,226	69	1,011	1,195	-183
Departmental Administration	29	.....	29	125	.....	125	111	.....	111
Proprietary Receipts from the Public	.....	67	-67	.....	1,126	-1,126	.....	449	-449
Intrabudgetary Transactions	-126	.....	-126	-521	.....	-521	-482	.....	-482
<b>Total--Department of Energy</b>	<b>2,497</b>	<b>422</b>	<b>2,074</b>	<b>10,675</b>	<b>2,383</b>	<b>8,292</b>	<b>10,088</b>	<b>1,674</b>	<b>8,414</b>
<b>Department of Health and Human Services:</b>									
Food and Drug Administration	170	1	170	278	3	276	837	3	834
Health Resources and Services Administration	902	.....	902	3,614	.....	3,614	3,473	.....	3,473
Indian Health Service	379	.....	379	1,339	.....	1,339	1,744	.....	1,744
Centers for Disease Control and Prevention	605	.....	605	2,546	.....	2,546	2,470	.....	2,470
National Institutes of Health	2,620	.....	2,620	11,031	.....	11,031	9,989	.....	9,989
Substance Abuse and Mental Health Services Administration	299	.....	299	1,207	.....	1,207	978	.....	978
Agency for Healthcare Research and Quality	29	.....	29	108	.....	108	95	.....	95
Centers for Medicare and Medicaid Services:									
Grants to States for Medicaid	30,050	.....	30,050	124,803	.....	124,803	125,887	.....	125,887
Payments to Health Care Trust Funds	32,519	.....	32,519	107,495	.....	107,495	120,416	.....	120,416
Children's Health Insurance Fund	1,208	.....	1,208	5,035	.....	5,035	4,967	.....	4,967
State Grants and Demonstrations	42	.....	42	172	.....	172	167	.....	167
Federal Hospital Insurance Trust Fund:									
Benefit Payments	24,859	.....	24,859	89,744	.....	89,744	85,771	.....	85,771
Administrative Expenses	362	.....	362	1,370	.....	1,370	1,164	.....	1,164
<b>Total--Federal Hospital Insurance Trust Fund</b>	<b>25,221</b>	<b>.....</b>	<b>25,221</b>	<b>91,114</b>	<b>.....</b>	<b>91,114</b>	<b>86,935</b>	<b>.....</b>	<b>86,935</b>
Health Care Fraud and Abuse Control	114	.....	114	460	.....	460	440	.....	440
Federal Supplementary Medical Insurance Trust Fund:									
Benefit Payments	25,635	.....	25,635	95,649	.....	95,649	88,883	.....	88,883
Administrative Expenses	321	.....	321	1,237	.....	1,237	1,103	.....	1,103
Medicare Prescription Drugs:									
Benefit Payments	7,190	.....	7,190	24,276	.....	24,276	29,612	.....	29,612
Administrative Expenses	51	.....	51	120	.....	120	103	.....	103
<b>Total--Federal Supplementary Medical Insurance Trust Fund</b>	<b>33,197</b>	<b>.....</b>	<b>33,197</b>	<b>121,282</b>	<b>.....</b>	<b>121,282</b>	<b>119,700</b>	<b>.....</b>	<b>119,700</b>
Other	64	.....	64	2,955	.....	2,955	2,244	.....	2,244
<b>Total--Centers for Medicare and Medicaid Services</b>	<b>122,415</b>	<b>.....</b>	<b>122,415</b>	<b>453,316</b>	<b>.....</b>	<b>453,316</b>	<b>460,756</b>	<b>.....</b>	<b>460,756</b>
Administration for Children and Families:									
Temporary Assistance for Needy Families	1,508	.....	1,508	5,489	.....	5,489	5,169	.....	5,169
Contingency Fund	22	.....	22	130	.....	130	180	.....	180
Payments to States for Child Support Enforcement and Family Support Programs	312	.....	312	1,165	.....	1,165	1,069	.....	1,069
Low Income Home Energy Assistance	374	.....	374	1,334	.....	1,334	1,295	.....	1,295
Refugee and Entrant Assistance	123	.....	123	462	.....	462	784	.....	784
Child Care Entitlement to States	346	.....	346	1,121	.....	1,121	843	.....	843
Payments to States for the Child Care and Development Block Grant	41	.....	41	602	.....	602	803	.....	803
Social Services Block Grant	102	.....	102	496	.....	496	459	.....	459
Children and Families Services Programs	929	.....	929	3,723	.....	3,723	3,537	.....	3,537
Payments to States for Foster Care and Adoption Assistance	850	.....	850	2,896	.....	2,896	2,500	.....	2,500
Other	41	.....	41	167	.....	167	159	.....	159
<b>Total--Administration for Children and Families</b>	<b>4,648</b>	<b>.....</b>	<b>4,648</b>	<b>17,585</b>	<b>.....</b>	<b>17,585</b>	<b>16,798</b>	<b>.....</b>	<b>16,798</b>
Administration for Community Living	165	.....	165	587	.....	587	647	.....	647

**Table 5. Outlays of the U.S. Government, January 2018 and Other Periods - Continued**

Classification	This Month			Current Fiscal Year to Date			Prior Fiscal Year to Date		
	Gross Outlays	Applicable Receipts	Outlays	Gross Outlays	Applicable Receipts	Outlays	Gross Outlays	Applicable Receipts	Outlays
<b>Department of Health and Human Services: - Continued</b>									
Departmental Management	215	.....	215	1,377	.....	1,377	1,395	.....	1,395
Other	17	.....	17	167	.....	167	228	.....	228
Proprietary Receipts from the Public	.....	9,547	-9,547	.....	37,730	-37,730	.....	34,601	-34,601
Intrabudgetary Transactions:									
Payments for Health Insurance for the Aged:									
Federal Supplementary Medical Insurance Trust Fund	-27,287	.....	-27,287	-102,250	.....	-102,250	-114,704	.....	-114,704
Payments for Tax and Other Credits:									
Federal Hospital Insurance Trust Fund	-5,232	.....	-5,232	-5,251	.....	-5,251	-5,720	.....	-5,720
Other	2	.....	2	-286	.....	-286	50	.....	50
<b>Total--Department of Health and Human Services</b>	<b>99,946</b>	<b>9,548</b>	<b>90,398</b>	<b>385,369</b>	<b>37,733</b>	<b>347,637</b>	<b>379,037</b>	<b>34,604</b>	<b>344,433</b>
<b>Department of Homeland Security:</b>									
Departmental Management and Operations	90	.....	90	448	.....	448	449	.....	449
Citizenship and Immigration Services	446	.....	446	1,327	.....	1,327	1,226	.....	1,226
United States Secret Service	211	.....	211	699	.....	699	762	.....	762
Transportation Security Administration	874	.....	874	2,349	.....	2,349	2,274	.....	2,274
Immigration and Customs Enforcement	704	.....	704	2,392	.....	2,392	2,293	.....	2,293
U.S. Customs and Border Protection	1,393	2	1,391	4,664	7	4,657	4,406	3	4,402
United States Coast Guard	619	.....	619	3,564	.....	3,564	3,233	.....	3,233
National Protection and Programs Directorate	219	.....	219	656	.....	656	587	.....	587
Federal Emergency Management Agency:									
State and Local Programs	113	.....	113	416	.....	416	608	.....	608
Firefighter Assistance Grants	55	.....	55	220	.....	220	186	.....	186
Disaster Relief	1,922	.....	1,922	8,912	.....	8,912	2,404	.....	2,404
National Flood Insurance Fund	976	128	848	8,744	1,509	7,235	2,502	297	2,205
Other	200	.....	200	532	.....	532	461	.....	461
<b>Total--Federal Emergency Management Agency</b>	<b>3,266</b>	<b>128</b>	<b>3,138</b>	<b>18,823</b>	<b>1,509</b>	<b>17,315</b>	<b>6,161</b>	<b>297</b>	<b>5,864</b>
Science and Technology	82	.....	82	302	.....	302	263	.....	263
Domestic Nuclear Detection Office	37	.....	37	110	.....	110	104	.....	104
Other	50	.....	50	156	.....	156	158	.....	158
Proprietary Receipts from the Public	.....	250	-250	.....	546	-546	.....	328	-328
Intrabudgetary Transactions	3	.....	3	20	.....	20	-89	.....	-89
Offsetting Governmental Receipts	.....	1,014	-1,014	.....	3,469	-3,469	.....	3,395	-3,395
<b>Total--Department of Homeland Security</b>	<b>7,993</b>	<b>1,393</b>	<b>6,600</b>	<b>35,510</b>	<b>5,530</b>	<b>29,979</b>	<b>21,825</b>	<b>4,024</b>	<b>17,801</b>
<b>Department of Housing and Urban Development:</b>									
Public and Indian Housing Programs:									
Tenant Based Rental Assistance	1,796	.....	1,796	6,892	.....	6,892	6,655	.....	6,655
Housing Certificate Fund	16	.....	16	44	.....	44	66	.....	66
Public Housing Capital Fund	109	.....	109	638	.....	638	565	.....	565
Public Housing Operating Fund	342	.....	342	1,448	.....	1,448	1,467	.....	1,467
Revitalization of Severely Distressed Public Housing (Hope VI)	3	.....	3	6	.....	6	10	.....	10
Native American Housing Block Grant	51	.....	51	173	.....	173	158	.....	158
Other	5	.....	5	42	.....	42	48	.....	48
<b>Total--Public and Indian Housing Programs</b>	<b>2,321</b>	<b>.....</b>	<b>2,321</b>	<b>9,244</b>	<b>.....</b>	<b>9,244</b>	<b>8,968</b>	<b>.....</b>	<b>8,968</b>
Community Planning and Development:									
Housing Opportunities for Persons with AIDS	22	.....	22	98	.....	98	108	.....	108
Community Development Fund	485	.....	485	2,000	.....	2,000	1,874	.....	1,874
Home Investment Partnership Program	73	.....	73	313	.....	313	322	.....	322
Neighborhood Stabilization Program	4	.....	4	9	.....	9	7	.....	7
Homeless Assistance Grants	178	.....	178	674	.....	674	636	.....	636
Other	7	.....	7	24	.....	24	17	.....	17
<b>Total--Community Planning and Development</b>	<b>769</b>	<b>.....</b>	<b>769</b>	<b>3,117</b>	<b>.....</b>	<b>3,117</b>	<b>2,963</b>	<b>.....</b>	<b>2,963</b>
Housing Programs:									
Credit Accounts:									
FHA-Mutual Mortgage Insurance Fund, Program Account	12	.....	12	36	.....	36	36	.....	36
FHA-Mutual Mortgage Insurance Capital Reserve Account	-601	.....	-601	-2,419	.....	-2,419	-4,086	.....	-4,086
FHA-Mutual Mortgage and Cooperative Housing Insurance Fund, Liquidating Account	13	13	(**)	29	28	2	12	11	1
FHA-General and Special Risk Fund, Liquidating Account	7	13	-6	33	76	-42	38	58	-21
Housing for the Elderly or Handicapped Fund, Liquidating Account	(**)	24	-24	-12	68	-80	-57	49	-106
HUD Project-Based Rental Assistance	955	.....	955	3,862	.....	3,862	3,663	.....	3,663

**Table 5. Outlays of the U.S. Government, January 2018 and Other Periods - Continued**

Classification	This Month			Current Fiscal Year to Date			Prior Fiscal Year to Date		
	Gross Outlays	Applicable Receipts	Outlays	Gross Outlays	Applicable Receipts	Outlays	Gross Outlays	Applicable Receipts	Outlays
<b>Department of Housing and Urban Development: - Continued</b>									
Housing for the Elderly	61	.....	61	249	.....	249	240	.....	240
Housing for Persons with Disabilities	12	.....	12	54	.....	54	56	.....	56
Other Assisted Housing Programs	10	.....	10	42	.....	42	58	.....	58
Other	4	2	1	18	9	9	19	13	5
<b>Total--Housing Programs</b>	<b>472</b>	<b>52</b>	<b>420</b>	<b>1,891</b>	<b>180</b>	<b>1,711</b>	<b>-23</b>	<b>131</b>	<b>-154</b>
Government National Mortgage Association:									
Guarantees of Mortgage-Backed Securities	-21	(**)	-21	-53	1	-54	7	(**)	6
Management and Administration	176	.....	176	570	.....	570	591	.....	591
Other	12	.....	12	82	.....	82	68	.....	68
Proprietary Receipts from the Public:									
FHA-General and Special Risk Fund	.....	68	-68	.....	216	-216	.....	172	-172
Other	.....	-8	8	.....	4	-4	.....	-6	6
Intrabudgetary Transactions	(**)	.....	(**)	-1	.....	-1	.....	-8	.....
Offsetting Governmental Receipts	.....	1	-1	.....	5	-5	.....	4	-4
<b>Total--Department of Housing and Urban Development</b>	<b>3,729</b>	<b>114</b>	<b>3,616</b>	<b>14,851</b>	<b>406</b>	<b>14,445</b>	<b>12,566</b>	<b>301</b>	<b>12,264</b>
<b>Department of the Interior:</b>									
Land and Minerals Management:									
Bureau of Land Management:									
Management of Lands and Resources	91	.....	91	333	.....	333	330	.....	330
Other	25	8	17	122	22	100	125	18	107
Bureau of Ocean Energy Management	15	.....	15	47	.....	47	43	.....	43
Office of Surface Mining Reclamation and Enforcement	313	.....	313	503	.....	503	346	.....	346
<b>Total--Land and Minerals Management</b>	<b>445</b>	<b>8</b>	<b>437</b>	<b>1,005</b>	<b>22</b>	<b>983</b>	<b>844</b>	<b>18</b>	<b>826</b>
Water and Science:									
Bureau of Reclamation:									
Water and Related Resources	78	.....	78	267	.....	267	295	.....	295
Other	67	53	14	166	112	54	193	125	68
Central Utah Project	2	.....	2	8	.....	8	4	.....	4
United States Geological Survey	83	.....	83	370	.....	370	379	.....	379
<b>Total--Water and Science</b>	<b>230</b>	<b>53</b>	<b>177</b>	<b>811</b>	<b>112</b>	<b>699</b>	<b>871</b>	<b>125</b>	<b>746</b>
Fish and Wildlife and Parks:									
United States Fish and Wildlife Service	264	.....	264	970	.....	970	961	.....	961
National Park Service	312	.....	312	1,097	.....	1,097	1,106	.....	1,106
<b>Total--Fish and Wildlife and Parks</b>	<b>575</b>	<b>.....</b>	<b>575</b>	<b>2,066</b>	<b>.....</b>	<b>2,066</b>	<b>2,067</b>	<b>.....</b>	<b>2,067</b>
Indian Affairs:									
Bureau of Indian Affairs and Bureau of Indian Education	298	(**)	298	671	(**)	671	793	(**)	793
<b>Total--Indian Affairs</b>	<b>298</b>	<b>(**)</b>	<b>298</b>	<b>671</b>	<b>(**)</b>	<b>671</b>	<b>793</b>	<b>(**)</b>	<b>793</b>
Departmental Offices:									
Mineral Leasing and Associated Payments	129	.....	129	507	.....	507	527	.....	527
Other	26	.....	26	145	.....	145	360	.....	360
Insular Affairs	30	.....	30	145	.....	145	141	.....	141
Office of the Special Trustee for American Indians	42	.....	42	98	.....	98	159	.....	159
Department-Wide Programs	78	.....	78	1,425	.....	1,425	376	.....	376
<b>Total--Departmental Offices</b>	<b>305</b>	<b>.....</b>	<b>305</b>	<b>2,320</b>	<b>.....</b>	<b>2,320</b>	<b>1,563</b>	<b>.....</b>	<b>1,563</b>
Other	32	.....	32	106	.....	106	79	.....	79
Proprietary Receipts from the Public	.....	444	-444	.....	1,443	<sup>1</sup> -1,443	.....	1,519	-1,519
Intrabudgetary Transactions	10	.....	10	-116	.....	-116	-19	.....	-19
<b>Total--Department of the Interior</b>	<b>1,896</b>	<b>504</b>	<b>1,391</b>	<b>6,862</b>	<b>1,578</b>	<b>5,284</b>	<b>6,197</b>	<b>1,662</b>	<b>4,535</b>
<b>Department of Justice:</b>									
General Administration									
General Administration	87	.....	87	450	.....	450	350	.....	350
Legal Activities and U.S. Marshals:									
General Legal Activities	222	.....	222	723	.....	723	663	.....	663
United States Attorneys	239	.....	239	673	.....	673	711	.....	711
United States Marshals Service	142	.....	142	428	.....	428	422	.....	422
Assets Forfeiture Fund	138	.....	138	1,071	.....	1,071	228	.....	228
Other	153	.....	153	600	.....	600	680	.....	680
Federal Bureau of Investigation	1,000	.....	1,000	3,135	.....	3,135	3,031	.....	3,031
Drug Enforcement Administration	235	.....	235	834	.....	834	812	.....	812
Bureau of Alcohol, Tobacco, Firearms, and Explosives	132	.....	132	415	.....	415	418	.....	418
Federal Prison System	739	30	709	2,480	124	2,356	2,480	120	2,359
Office of Justice Programs:									
State and Local Law Enforcement Assistance	77	.....	77	289	.....	289	561	.....	561

**Table 5. Outlays of the U.S. Government, January 2018 and Other Periods - Continued**

Classification	This Month			Current Fiscal Year to Date			Prior Fiscal Year to Date		
	Gross Outlays	Applicable Receipts	Outlays	Gross Outlays	Applicable Receipts	Outlays	Gross Outlays	Applicable Receipts	Outlays
<b>Department of Justice: - Continued</b>									
Community Oriented Policing Services	17	.....	17	62	.....	62	67	.....	67
Crime Victims Fund	130	.....	130	522	.....	522	380	.....	380
Other	92	.....	92	282	.....	282	289	.....	289
Other	50	.....	50	126	.....	126	165	.....	165
Proprietary Receipts from the Public	.....	35	-35	.....	157	-157	.....	452	-452
Intrabudgetary Transactions	173	.....	173	543	.....	543	-3,096	.....	-3,096
Offsetting Governmental Receipts	.....	55	-55	.....	167	-167	.....	169	-169
<b>Total--Department of Justice</b>	<b>3,625</b>	<b>119</b>	<b>3,506</b>	<b>12,633</b>	<b>447</b>	<b>12,185</b>	<b>8,161</b>	<b>741</b>	<b>7,420</b>
<b>Department of Labor:</b>									
Employment and Training Administration:									
Training and Employment Services	293	.....	293	1,038	.....	1,038	1,002	.....	1,002
Office of Job Corps	137	.....	137	510	.....	510	528	.....	528
Community Service Employment for Older Americans	34	.....	34	129	.....	129	143	.....	143
Federal Unemployment Benefits and Allowances	31	.....	31	147	.....	147	165	.....	165
Federal Additional Unemployment Compensation									
Program-Recovery Act	(**)	.....	(**)	-1	.....	-1	-1	.....	-1
State Unemployment Insurance and Employment Service									
Operations	75	.....	75	5	.....	5	51	.....	51
Payments to the Unemployment Trust Fund	.....	.....	.....	3	.....	3	7	.....	7
Program Administration	19	.....	19	39	.....	39	30	.....	30
Unemployment Trust Fund:									
Federal-State Unemployment Insurance:									
State Unemployment Benefits	3,369	.....	3,369	9,982	.....	9,982	10,445	.....	10,445
State Administrative Expenses	260	.....	260	1,197	.....	1,197	1,122	.....	1,122
Federal Administrative Expenses	14	.....	14	112	.....	112	114	.....	114
Other	(**)	.....	(**)	11	.....	11	24	.....	24
Total--Unemployment Trust Fund	3,642	.....	3,642	11,303	.....	11,303	11,705	.....	11,705
Other	9	.....	9	49	.....	49	98	.....	98
Total--Employment and Training Administration	4,240	.....	4,240	13,223	.....	13,223	13,727	.....	13,727
Pension Benefit Guaranty Corporation	531	-481	1,012	2,100	4,845	-2,745	2,086	5,732	-3,646
Office of Workers' Compensation Programs:									
Special Benefits	209	.....	209	-477	.....	-477	-537	.....	-537
Energy Employees Occupational Illness Compensation Fund	93	.....	93	412	.....	412	397	.....	397
Special Benefits for Disabled Coal Miners	7	.....	7	28	.....	28	31	.....	31
Black Lung Disability Trust Fund	15	.....	15	66	.....	66	70	.....	70
Other	41	.....	41	123	.....	123	117	.....	117
Wage and Hour Division	36	.....	36	92	.....	92	83	.....	83
Occupational Safety and Health Administration	67	.....	67	179	.....	179	171	.....	171
Mine Safety and Health Administration	44	.....	44	119	.....	119	113	.....	113
Bureau of Labor Statistics	70	.....	70	188	.....	188	154	.....	154
Departmental Management	21	.....	21	252	.....	252	301	.....	301
Other	39	.....	39	107	.....	107	99	.....	99
Proprietary Receipts from the Public	.....	(**)	(**)	.....	1	-1	.....	1	-1
Intrabudgetary Transactions	-1	.....	-1	-99	.....	-99	-122	.....	-122
<b>Total--Department of Labor</b>	<b>5,414</b>	<b>-481</b>	<b>5,894</b>	<b>16,313</b>	<b>4,846</b>	<b>11,467</b>	<b>16,692</b>	<b>5,733</b>	<b>10,959</b>
<b>Department of State:</b>									
Administration of Foreign Affairs:									
Diplomatic and Consular Programs	496	.....	496	2,262	.....	2,262	2,209	.....	2,209
Educational and Cultural Exchange Programs	54	.....	54	236	.....	236	220	.....	220
Embassy Security, Construction, and Maintenance	205	.....	205	705	.....	705	588	.....	588
Payment to Foreign Service Retirement and Disability									
Fund	30	.....	30	30	.....	30	228	.....	228
Foreign Service Retirement and Disability Fund	80	.....	80	318	.....	318	320	.....	320
Other	209	.....	209	665	.....	665	820	.....	820
Total--Administration of Foreign Affairs	1,074	.....	1,074	4,215	.....	4,215	4,385	.....	4,385
International Organizations and Conferences	237	.....	237	979	.....	979	1,156	.....	1,156
Global Health and Child Survival	576	.....	576	2,727	.....	2,727	2,636	.....	2,636
Migration and Refugee Assistance	95	.....	95	571	.....	571	676	.....	676
International Narcotics Control and Law Enforcement	82	.....	82	350	.....	350	352	.....	352
Andean Counterdrug Programs	(**)	.....	(**)	(**)	.....	(**)	1	.....	1
Other	45	.....	45	154	.....	154	131	.....	131
Proprietary Receipts from the Public	.....	-18	18	.....	-14	14	.....	6	-6
Intrabudgetary Transactions	-120	.....	-120	-71	.....	-71	-330	.....	-330
<b>Total--Department of State</b>	<b>1,990</b>	<b>-18</b>	<b>2,008</b>	<b>8,923</b>	<b>-14</b>	<b>8,937</b>	<b>9,007</b>	<b>6</b>	<b>9,000</b>

**Table 5. Outlays of the U.S. Government, January 2018 and Other Periods - Continued**

Classification	This Month			Current Fiscal Year to Date			Prior Fiscal Year to Date		
	Gross Outlays	Applicable Receipts	Outlays	Gross Outlays	Applicable Receipts	Outlays	Gross Outlays	Applicable Receipts	Outlays
<b>Department of Transportation:</b>									
Office of the Secretary	66	.....	66	284	.....	284	141	.....	141
Federal Aviation Administration:									
Operations	166	.....	166	43	.....	43	757	.....	757
Airport and Airway Trust Fund:									
Grants-In-Aid for Airports	248	.....	248	1,097	.....	1,097	1,175	.....	1,175
Facilities and Equipment	201	.....	201	833	.....	833	786	.....	786
Research, Engineering, and Development	12	.....	12	48	.....	48	54	.....	54
Trust Fund Share of FAA Operations	900	.....	900	3,278	.....	3,278	2,540	.....	2,540
Total--Airport and Airway Trust Fund	1,361	.....	1,361	5,255	.....	5,255	4,554	.....	4,554
Other	19	4	14	61	10	52	-30	27	-57
Total--Federal Aviation Administration	1,545	4	1,541	5,360	10	5,350	5,281	27	5,254
Federal Highway Administration:									
Highway Trust Fund:									
Federal-Aid Highways	2,509	.....	2,509	13,113	.....	13,113	13,459	.....	13,459
Other	1	.....	1	2	.....	2	4	.....	4
Other Programs	67	.....	67	205	.....	205	107	.....	107
Total--Federal Highway Administration	2,577	.....	2,577	13,320	.....	13,320	13,569	.....	13,569
Federal Motor Carrier Safety Administration	50	.....	50	178	.....	178	178	.....	178
National Highway Traffic Safety Administration	107	.....	107	395	.....	395	346	.....	346
Federal Railroad Administration:									
Capital and Debt Service Grants to the National Railroad Passenger Corporation									
	3	.....	3	61	.....	61	125	.....	125
Capital Assistance for High Speed Rail Corridors and Intercity Passenger Rail Service									
	.....	.....	.....	.....	.....	.....	821	.....	821
Other	212	.....	212	556	.....	556	399	.....	399
Total--Federal Railroad Administration	215	.....	215	617	.....	617	1,344	.....	1,344
Federal Transit Administration:									
Formula Grants	1	.....	1	5	.....	5	9	.....	9
Capital Investment Grants	121	.....	121	718	.....	718	475	.....	475
Transit Formula Grants	634	.....	634	2,840	.....	2,840	2,510	.....	2,510
Other	55	.....	55	235	.....	235	291	.....	291
Total--Federal Transit Administration	810	.....	810	3,799	.....	3,799	3,285	.....	3,285
Maritime Administration	53	(**)	53	149	1	149	41	(**)	41
Other	52	3	49	175	11	164	172	9	163
Proprietary Receipts from the Public	.....	3	-3	.....	37	-37	.....	41	-41
Intrabudgetary Transactions:									
Other	(**)	.....	(**)	-94	.....	-94	-93	.....	-93
Offsetting Governmental Receipts	.....	(**)	(**)	.....	1	-1	.....	(**)	(**)
<b>Total--Department of Transportation</b>	<b>5,477</b>	<b>11</b>	<b>5,466</b>	<b>24,183</b>	<b>59</b>	<b>24,123</b>	<b>24,266</b>	<b>77</b>	<b>24,189</b>
<b>Department of the Treasury:</b>									
Departmental Offices:									
Exchange Stabilization Fund	.....	42	-42	21	107	-86	45	47	-2
Grants for Specified Energy Property in Lieu of Tax Credit									
	.....	.....	.....	16	.....	16	489	.....	489
Housing and Economic Recovery Programs	(**)	.....	(**)	(**)	.....	(**)	.....	.....	.....
Troubled Asset Relief Program	182	.....	182	911	.....	911	1,272	.....	1,272
Other	153	.....	153	440	.....	440	725	.....	725
Bureau of the Fiscal Service:									
Payment to the Resolution Funding Corporation	652	.....	652	1,314	.....	1,314	1,314	.....	1,314
Financial Agent Services	57	.....	57	243	.....	243	241	.....	241
Interest Paid to Credit Financing Accounts	.....	.....	.....	.....	.....	.....	13	.....	13
Claims, Judgements, and Relief Acts	81	.....	81	698	.....	698	1,782	.....	1,782
Other	58	(**)	58	1,140	(**)	1,140	352	(**)	352
Total--Bureau of the Fiscal Service	849	(**)	849	3,396	(**)	3,396	3,703	(**)	3,703
Federal Financing Bank	-372	.....	-372	-612	.....	-612	-357	.....	-357
Alcohol and Tobacco Tax and Trade Bureau:									
Salaries and Expenses	10	.....	10	38	.....	38	36	.....	36
Internal Revenue Collections for Puerto Rico	25	.....	25	102	.....	102	125	.....	125
Bureau of Engraving and Printing	64	.....	64	43	.....	43	-2	.....	-2
United States Mint	228	244	-16	607	777	-170	1,316	1,472	-156
Internal Revenue Service:									

**Table 5. Outlays of the U.S. Government, January 2018 and Other Periods - Continued**

Classification	This Month			Current Fiscal Year to Date			Prior Fiscal Year to Date		
	Gross Outlays	Applicable Receipts	Outlays	Gross Outlays	Applicable Receipts	Outlays	Gross Outlays	Applicable Receipts	Outlays
<b>Department of the Treasury: - Continued</b>									
Taxpayer Services	268	.....	268	755	.....	755	778	.....	778
Enforcement	503	.....	503	1,571	.....	1,571	1,588	.....	1,588
Operations Support	447	.....	447	1,377	.....	1,377	1,470	.....	1,470
Build America Bond Payments, Recovery Act	211	.....	211	1,217	.....	1,217	1,295	.....	1,295
Refundable Premium Tax Credits and Cost Sharing Reductions	3,672	.....	3,672	12,721	.....	12,721	11,921	.....	11,921
Payment Where Earned Income Credit Exceeds Liability for Tax	-19	.....	-19	255	.....	255	196	.....	196
Payment Where Child Tax Credit Exceeds Liability for Tax	8	.....	8	130	.....	130	88	.....	88
Payment Where American Opportunity Tax Credit Exceeds Liability for Tax	67	.....	67	88	.....	88	31	.....	31
Refunding Internal Revenue Collections, Interest	68	.....	68	608	.....	608	391	.....	391
Other	168	.....	168	1,130	(**)	1,129	473	1	472
<b>Total--Internal Revenue Service</b>	<b>5,393</b>	<b>.....</b>	<b>5,393</b>	<b>19,850</b>	<b>(**)</b>	<b>19,850</b>	<b>18,232</b>	<b>1</b>	<b>18,231</b>
Comptroller of the Currency	128	2	126	537	15	522	392	13	380
Interest on the Public Debt:									
Interest on Treasury Debt Securities (Gross):									
Public Issues (Accrual Basis)	25,264	.....	25,264	107,770	.....	107,770	91,683	.....	91,683
Special Issues (Cash Basis)	2,551	.....	2,551	66,299	.....	66,299	70,782	.....	70,782
<b>Total--Interest on Treasury Debt Securities (Gross)</b>	<b>27,815</b>	<b>.....</b>	<b>27,815</b>	<b>174,068</b>	<b>.....</b>	<b>174,068</b>	<b>162,465</b>	<b>.....</b>	<b>162,465</b>
<b>Total--Interest on the Public Debt</b>	<b>27,815</b>	<b>.....</b>	<b>27,815</b>	<b>174,068</b>	<b>.....</b>	<b>174,068</b>	<b>162,465</b>	<b>.....</b>	<b>162,465</b>
Other	12	.....	12	38	.....	38	36	.....	36
Proprietary Receipts from the Public	.....	25	-25	.....	4,102	-4,102	.....	6,407	-6,407
Intrabudgetary Transactions	-118	.....	-118	-667	.....	-667	-289	.....	-289
<b>Total--Department of the Treasury</b>	<b>34,368</b>	<b>313</b>	<b>34,056</b>	<b>198,788</b>	<b>5,001</b>	<b>193,787</b>	<b>188,188</b>	<b>7,941</b>	<b>180,247</b>
<b>Department of Veterans Affairs:</b>									
Joint DOD-VA Medical Facility Demonstration Fund	35	.....	35	129	.....	129	131	.....	131
Veterans Health Administration:									
Veterans Choice Fund, Veterans Health Administration	292	.....	292	1,334	.....	1,334	1,305	.....	1,305
Medical Services	4,613	.....	4,613	18,879	.....	18,879	17,675	.....	17,675
Medical Support and Compliance	502	.....	502	2,118	.....	2,118	2,006	.....	2,006
Medical Facilities	448	.....	448	1,828	.....	1,828	1,764	.....	1,764
Other	80	45	36	420	163	258	418	159	259
Benefits Programs:									
Public Enterprise Funds:									
Housing Accounts	(**)	1	-1	2	4	-3	1	4	-4
Other	79	79	(**)	303	307	-4	290	282	8
Compensation and Pensions	457	.....	457	22,466	.....	22,466	20,865	.....	20,865
Readjustment Benefits	694	.....	694	4,325	.....	4,325	4,252	.....	4,252
Veterans Housing Benefit Program Fund	32	.....	32	133	.....	133	320	.....	320
Insurance Funds:									
National Service Life	64	.....	64	249	.....	249	268	.....	268
Veterans Special Life	15	1	13	57	40	17	54	44	10
Other	9	.....	9	33	.....	33	29	.....	29
<b>Total--Benefits Programs</b>	<b>1,351</b>	<b>81</b>	<b>1,269</b>	<b>27,569</b>	<b>351</b>	<b>27,218</b>	<b>26,079</b>	<b>331</b>	<b>25,749</b>
Departmental Administration:									
Construction	81	.....	81	499	.....	499	420	.....	420
Information Technology Systems	368	.....	368	1,500	.....	1,500	1,497	.....	1,497
General Operating Expenses	286	(**)	286	1,211	(**)	1,211	1,124	(**)	1,124
Other	81	.....	81	531	.....	531	394	.....	394
Proprietary Receipts from the Public:									
National Service Life	.....	5	-5	.....	17	-17	.....	26	-26
Other	.....	321	-321	.....	1,214	-1,214	.....	1,245	-1,245
Intrabudgetary Transactions	10	.....	10	-9	.....	-9	-1	.....	-1
<b>Total--Department of Veterans Affairs</b>	<b>8,147</b>	<b>452</b>	<b>7,695</b>	<b>56,010</b>	<b>1,744</b>	<b>54,266</b>	<b>52,811</b>	<b>1,760</b>	<b>51,051</b>
<b>Corps of Engineers:</b>									
Construction	294	.....	294	617	.....	617	755	.....	755
Operation and Maintenance	73	.....	73	840	.....	840	1,000	.....	1,000
Flood Control and Coastal Emergencies	-18	.....	-18	466	.....	466	172	.....	172
Rivers and Harbors Contributed Funds	23	.....	23	117	.....	117	152	.....	152
Other	96	.....	96	371	.....	371	389	.....	389
Proprietary Receipts from the Public	.....	58	-58	.....	399	-399	.....	189	-189
Intrabudgetary Transactions	(**)	.....	(**)	(**)	.....	(**)	(**)	.....	(**)
<b>Total--Corps of Engineers</b>	<b>467</b>	<b>58</b>	<b>409</b>	<b>2,412</b>	<b>399</b>	<b>2,013</b>	<b>2,468</b>	<b>189</b>	<b>2,279</b>

**Table 5. Outlays of the U.S. Government, January 2018 and Other Periods - Continued**

Classification	This Month			Current Fiscal Year to Date			Prior Fiscal Year to Date		
	Gross Outlays	Applicable Receipts	Outlays	Gross Outlays	Applicable Receipts	Outlays	Gross Outlays	Applicable Receipts	Outlays
<b>Other Defense Civil Programs:</b>									
Military Retirement:									
Payment to Military Retirement Fund	.....	.....	.....	82,877	.....	82,877	81,192	.....	81,192
Military Retirement Fund	373	.....	373	14,972	.....	14,972	14,815	.....	14,815
Retiree Health Care:									
Payment to Department of Defense Medicare-Eligible Retiree Health Care Fund	.....	.....	.....	6,567	.....	6,567	5,670	.....	5,670
Department of Defense Medicare-Eligible Retiree Health Care Fund	1,162	.....	1,162	3,630	.....	3,630	3,589	.....	3,589
Educational Benefits	13	.....	13	89	.....	89	103	.....	103
Other	23	.....	23	92	.....	92	107	.....	107
Proprietary Receipts from the Public	.....	2	-2	.....	7	-7	.....	7	-7
Intrabudgetary Transactions	-561	.....	-561	-90,430	.....	-90,430	-89,545	.....	-89,545
<b>Total--Other Defense Civil Programs</b>	<b>1,012</b>	<b>2</b>	<b>1,010</b>	<b>17,797</b>	<b>7</b>	<b>17,790</b>	<b>15,931</b>	<b>7</b>	<b>15,923</b>
<b>Environmental Protection Agency:</b>									
Science and Technology	89	.....	89	238	.....	238	266	.....	266
Environmental Programs and Management	213	.....	213	857	.....	857	872	.....	872
State and Tribal Assistance Grants	248	.....	248	1,513	.....	1,513	1,682	.....	1,682
Payment to the Hazardous Substance Superfund	57	.....	57	370	.....	370	154	.....	154
Hazardous Substance Superfund	148	.....	148	442	.....	442	361	.....	361
Other	51	20	31	134	27	106	104	24	80
Proprietary Receipts from the Public	.....	16	-16	.....	97	-97	.....	35	-35
Intrabudgetary Transactions	-78	.....	-78	-326	.....	-326	-122	.....	-122
Offsetting Governmental Receipts	.....	2	-2	.....	7	-7	.....	7	-7
<b>Total--Environmental Protection Agency</b>	<b>727</b>	<b>38</b>	<b>690</b>	<b>3,228</b>	<b>131</b>	<b>3,097</b>	<b>3,316</b>	<b>66</b>	<b>3,250</b>
<b>Executive Office of the President:</b>									
The White House	4	.....	4	18	.....	18	20	.....	20
Office of Management and Budget	7	.....	7	32	.....	32	33	.....	33
Unanticipated Needs	3	.....	3	11	.....	11	10	.....	10
Other	19	.....	19	71	.....	71	73	.....	73
Proprietary Receipts from the Public	.....	(**)	(**)	.....	(**)	(**)	.....	(**)	(**)
Intrabudgetary Transactions	(**)	.....	(**)	(**)	.....	(**)	(**)	.....	(**)
<b>Total--Executive Office of the President</b>	<b>33</b>	<b>(**)</b>	<b>33</b>	<b>132</b>	<b>(**)</b>	<b>132</b>	<b>137</b>	<b>(**)</b>	<b>137</b>
<b>General Services Administration:</b>									
Real Property Activities	-62	.....	-62	-195	.....	-195	-253	.....	-253
Supply and Technology Activities	-217	.....	-217	-31	.....	-31	-164	.....	-164
General Activities	29	.....	29	92	.....	92	131	.....	131
Proprietary Receipts from the Public	.....	-19	19	.....	5	-5	.....	34	-34
Intrabudgetary Transactions	-3	.....	-3	-5	.....	-5	-7	.....	-7
<b>Total--General Services Administration</b>	<b>-253</b>	<b>-19</b>	<b>-234</b>	<b>-139</b>	<b>5</b>	<b>-143</b>	<b>-294</b>	<b>34</b>	<b>-327</b>
<b>International Assistance Programs:</b>									
Millennium Challenge Corporation	53	.....	53	223	.....	223	224	.....	224
International Security Assistance:									
Pakistan Counterinsurgency Capability Fund	.....	.....	.....	5	.....	5	.....	.....	.....
Foreign Military Financing Program	92	.....	92	1,179	.....	1,179	3,320	.....	3,320
Economic Support Fund	413	.....	413	1,799	.....	1,799	2,310	.....	2,310
Other	91	(**)	91	387	7	380	445	(**)	445
<b>Total--International Security Assistance</b>	<b>597</b>	<b>(**)</b>	<b>596</b>	<b>3,369</b>	<b>7</b>	<b>3,363</b>	<b>6,075</b>	<b>(**)</b>	<b>6,075</b>
Multilateral Assistance:									
Other	12	.....	12	306	.....	306	361	.....	361
<b>Total--Multilateral Assistance</b>	<b>12</b>	<b>.....</b>	<b>12</b>	<b>306</b>	<b>.....</b>	<b>306</b>	<b>361</b>	<b>.....</b>	<b>361</b>
Agency for International Development:									
Development Assistance Program	192	.....	192	762	.....	762	908	.....	908
Assistance for Europe, Eurasia and Central Asia	26	.....	26	157	.....	157	28	.....	28
International Disaster Assistance	208	.....	208	940	.....	940	818	.....	818
Operating Expenses	147	.....	147	420	.....	420	452	.....	452
Other	-1	.....	-1	170	.....	170	33	(**)	33
Proprietary Receipts from the Public	.....	(**)	(**)	.....	(**)	(**)	.....	1	-1
Intrabudgetary Transactions	(**)	.....	(**)	(**)	.....	(**)	-42	.....	-42
<b>Total--Agency for International Development</b>	<b>573</b>	<b>(**)</b>	<b>573</b>	<b>2,448</b>	<b>(**)</b>	<b>2,448</b>	<b>2,198</b>	<b>1</b>	<b>2,197</b>
Overseas Private Investment Corporation:									
Overseas Private Investment Corporation Accounts	7	10	-3	38	55	-16	36	54	-18
Proprietary Receipts from the Public	.....	12	-12	.....	55	-55	.....	80	-80
<b>Total--Overseas Private Investment Corporation</b>	<b>7</b>	<b>22</b>	<b>-15</b>	<b>38</b>	<b>109</b>	<b>-71</b>	<b>36</b>	<b>134</b>	<b>-98</b>



**Table 5. Outlays of the U.S. Government, January 2018 and Other Periods - Continued**

Classification	This Month			Current Fiscal Year to Date			Prior Fiscal Year to Date		
	Gross Outlays	Applicable Receipts	Outlays	Gross Outlays	Applicable Receipts	Outlays	Gross Outlays	Applicable Receipts	Outlays
<b>International Assistance Programs: - Continued</b>									
Peace Corps	23	(**)	23	130	1	128	131	2	129
Military Sales Program:									
Foreign Military Sales Trust Fund	2,587	.....	2,587	10,647	.....	10,647	9,769	.....	9,769
Other	1	(**)	(**)	17	1	16	34	21	12
Proprietary Receipts from the Public	.....	3,373	-3,373	.....	10,867	-10,867	.....	11,249	-11,249
Other	8	(**)	8	40	(**)	40	31	1	30
<b>Total--International Assistance Programs</b>	<b>3,860</b>	<b>3,397</b>	<b>463</b>	<b>17,219</b>	<b>10,986</b>	<b>6,233</b>	<b>18,859</b>	<b>11,409</b>	<b>7,450</b>
<b>National Aeronautics and Space Administration:</b>									
Science	465	.....	465	1,922	.....	1,922	1,770	.....	1,770
Aeronautics	58	.....	58	213	.....	213	213	.....	213
Exploration	239	.....	239	1,337	.....	1,337	1,271	.....	1,271
Cross Agency Support	234	.....	234	915	.....	915	971	.....	971
Space Operations	215	.....	215	1,774	.....	1,774	1,747	.....	1,747
Other	110	.....	110	472	.....	472	435	.....	435
Proprietary Receipts from the Public	.....	(**)	(**)	.....	(**)	(**)	.....	1	-1
Intrabudgetary Transactions	(**)	.....	(**)	-1	.....	-1	-1	.....	-1
<b>Total--National Aeronautics and Space Administration</b>	<b>1,322</b>	<b>(**)</b>	<b>1,322</b>	<b>6,633</b>	<b>(**)</b>	<b>6,632</b>	<b>6,406</b>	<b>1</b>	<b>6,405</b>
<b>National Science Foundation:</b>									
Research and Related Activities	435	.....	435	1,758	.....	1,758	1,790	.....	1,790
Education and Human Resources	76	.....	76	293	.....	293	272	.....	272
Other	65	.....	65	233	.....	233	188	.....	188
Proprietary Receipts from the Public	.....	1	-1	.....	10	-10	.....	20	-20
<b>Total--National Science Foundation</b>	<b>577</b>	<b>1</b>	<b>576</b>	<b>2,285</b>	<b>10</b>	<b>2,275</b>	<b>2,250</b>	<b>20</b>	<b>2,231</b>
<b>Office of Personnel Management:</b>									
Government Payment for Annuitants, Employees Health and Life Insurance Benefits	1,055	.....	1,055	4,233	.....	4,233	4,151	.....	4,151
Postal Service Retiree Health Benefits Fund	301	.....	301	1,177	.....	1,177	1,131	.....	1,131
Civil Service Retirement and Disability Fund	7,351	.....	7,351	28,369	.....	28,369	27,909	.....	27,909
Employees Life Insurance Fund	268	311	-43	960	1,191	-232	941	1,126	-184
Employees and Retired Employees Health Benefits Fund	4,294	4,717	-423	17,359	18,173	-813	16,980	17,662	-682
Other	15	.....	15	128	.....	128	94	.....	94
Proprietary Receipts from the Public	.....	.....	.....	.....	1	-1	.....	1	-1
Intrabudgetary Transactions:									
Postal Service Contributions	(**)	.....	(**)	-672	.....	-672	-732	.....	-732
Civil Service Retirement and Disability Fund:									
Other	-4	.....	-4	-13	.....	-13	-14	.....	-14
<b>Total--Office of Personnel Management</b>	<b>13,281</b>	<b>5,028</b>	<b>8,252</b>	<b>51,541</b>	<b>19,365</b>	<b>32,176</b>	<b>50,459</b>	<b>18,789</b>	<b>31,670</b>
<b>Small Business Administration:</b>									
Salaries and Expenses	86	.....	86	362	(**)	362	215	(**)	215
Business Loans Program	(**)	(**)	(**)	2	-2	3	7	1	5
Disaster Loans Program	49	(**)	49	163	(**)	162	64	(**)	64
Other	18	1	17	69	7	62	71	7	64
Proprietary Receipts from the Public	.....	-31	31	.....	(**)	(**)	.....	-1	1
Intrabudgetary Transactions	2	.....	2	-4	.....	-4	(**)	.....	(**)
<b>Total--Small Business Administration</b>	<b>155</b>	<b>-29</b>	<b>183</b>	<b>591</b>	<b>5</b>	<b>586</b>	<b>357</b>	<b>8</b>	<b>349</b>
<b>Social Security Administration:</b>									
Payments to Social Security Trust Funds	10,003	.....	10,003	19,367	.....	19,367	18,460	.....	18,460
Supplemental Security Income Program	593	.....	593	15,184	.....	15,184	14,934	.....	14,934
Federal Old-Age and Survivors Insurance Trust Fund (Off-Budget):									
Benefit Payments	69,078	.....	69,078	271,434	.....	271,434	260,093	.....	260,093
Administrative Expenses	364	.....	364	1,268	.....	1,268	1,454	.....	1,454
<b>Total--Federal Old-Age and Survivors Insurance Trust Fund (Off-Budget)</b>	<b>69,442</b>	<b>.....</b>	<b>69,442</b>	<b>272,702</b>	<b>.....</b>	<b>272,702</b>	<b>261,547</b>	<b>.....</b>	<b>261,547</b>
Federal Disability Insurance Trust Fund (Off-Budget):									
Benefit Payments	12,134	.....	12,134	47,436	.....	47,436	47,397	.....	47,397
Administrative Expenses	293	.....	293	945	.....	945	792	.....	792
<b>Total--Federal Disability Insurance Trust Fund (Off-Budget)</b>	<b>12,427</b>	<b>.....</b>	<b>12,427</b>	<b>48,382</b>	<b>.....</b>	<b>48,382</b>	<b>48,189</b>	<b>.....</b>	<b>48,189</b>
Other	1	.....	1	50	.....	50	47	.....	47
Proprietary Receipts from the Public:									
On-Budget	.....	204	-204	.....	774	-774	.....	729	-729

**Table 5. Outlays of the U.S. Government, January 2018 and Other Periods - Continued**

Classification	This Month			Current Fiscal Year to Date			Prior Fiscal Year to Date		
	Gross Outlays	Applicable Receipts	Outlays	Gross Outlays	Applicable Receipts	Outlays	Gross Outlays	Applicable Receipts	Outlays
<b>Social Security Administration: - Continued</b>									
Off-Budget	.....	2	-2	.....	11	-11	.....	11	-11
Intrabudgetary Transactions:									
Off-Budget <sup>2</sup>	-10,002	.....	-10,002	-19,366	.....	-19,366	-18,459	.....	-18,459
<b>Total--Social Security Administration</b>	<b>82,464</b>	<b>206</b>	<b>82,258</b>	<b>336,318</b>	<b>786</b>	<b>335,532</b>	<b>324,717</b>	<b>740</b>	<b>323,977</b>
<b>Independent Agencies:</b>									
Broadcasting Board of Governors	64	(**)	64	248	(**)	248	256	(**)	256
Bureau of Consumer Financial Protection	54	.....	54	187	.....	187	241	(**)	241
Corporation for National and Community Service	97	(**)	97	335	1	334	319	(**)	319
Corporation for Public Broadcasting	.....	.....	.....	451	.....	451	445	.....	445
District of Columbia:									
Courts	31	.....	31	114	.....	114	110	(**)	110
General and Special Payments	61	16	45	188	31	157	214	23	191
Equal Employment Opportunity Commission	37	(**)	37	125	(**)	124	131	(**)	131
Export-Import Bank of the United States	18	(**)	18	30	2	27	-7	3	-11
Federal Communications Commission:									
Universal Service Fund	801	.....	801	3,246	.....	3,246	3,234	.....	3,234
Other	58	2	56	73	8	65	39	10	29
Federal Deposit Insurance Corporation:									
Deposit Insurance Fund	-54	.....	-54	-5,104	.....	-5,104	-2,714	.....	-2,714
FSLIC Resolution Fund	(**)	1	-1	(**)	3	-3	(**)	8	-8
<b>Total--Federal Deposit Insurance Corporation</b>	<b>-54</b>	<b>1</b>	<b>-55</b>	<b>-5,104</b>	<b>3</b>	<b>-5,107</b>	<b>-2,714</b>	<b>8</b>	<b>-2,722</b>
Federal Drug Control Programs	18	.....	18	86	.....	86	173	.....	173
Federal Housing Finance Agency	26	.....	26	89	.....	89	89	.....	89
Institute of Museum and Library Services	19	.....	19	78	(**)	78	80	.....	80
Intelligence Community Management Account	29	.....	29	128	.....	128	145	.....	145
Legal Services Corporation	40	.....	40	144	.....	144	107	.....	107
National Archives and Records Administration	38	1	37	147	11	136	145	6	139
National Credit Union Administration	50	121	-71	461	1,663	-1,202	378	1,939	-1,561
National Endowment for the Arts	6	(**)	6	46	(**)	45	46	(**)	45
National Endowment for the Humanities	15	(**)	15	48	(**)	48	47	1	46
National Labor Relations Board	27	(**)	27	93	(**)	93	93	(**)	93
Nuclear Regulatory Commission	95	81	14	306	287	19	321	286	35
Postal Service:									
Off-Budget:									
Public Enterprise Funds	17,180	17,234	-54	36,127	36,402	-275	32,808	33,227	-419
Other	20	.....	20	81	.....	81	9	.....	9
Other	.....	.....	.....	.....	.....	.....	143	.....	143
Railroad Retirement Board:									
Federal Windfall Subsidy	2	.....	2	7	.....	7	8	.....	8
Federal Payments to the Railroad Retirement Accounts	189	.....	189	369	.....	369	355	.....	355
Railroad Unemployment Insurance Trust Fund:									
Benefit Payments	10	.....	10	38	.....	38	45	.....	45
Transfer To Administrative Funds	1	.....	1	5	.....	5	5	.....	5
Rail Industry Pension Fund:									
Benefit Payments	456	.....	456	1,800	.....	1,800	1,766	.....	1,766
OASDI Certifications	(**)	.....	(**)	-1	.....	-1	-2	.....	-2
Transfer to Administrative Funds	7	.....	7	25	.....	25	25	.....	25
Other	(**)	.....	(**)	(**)	.....	(**)	(**)	.....	(**)
National Railroad Retirement Investment Trust:									
Administrative Expenses	9	.....	9	29	.....	29	25	.....	25
Transfers to the Railroad Retirement Trust Funds from the National Railroad Retirement Investment Trust	249	.....	249	867	.....	867	574	.....	574
Railroad Social Security Equivalent Benefit Account:									
Benefit Payments	606	.....	606	2,392	.....	2,392	2,371	.....	2,371
Transfer To Administrative Funds	3	.....	3	10	.....	10	10	.....	10
Other	1	.....	1	4	.....	4	-2	.....	-2
Proprietary Receipts from the Public	.....	331	-331	.....	1,387	-1,387	.....	434	-434
Intrabudgetary Transactions:									
Other	-439	.....	-439	-1,236	.....	-1,236	-856	.....	-856
<b>Total--Railroad Retirement Board</b>	<b>1,093</b>	<b>331</b>	<b>762</b>	<b>4,308</b>	<b>1,387</b>	<b>2,922</b>	<b>4,324</b>	<b>434</b>	<b>3,891</b>
Securities and Exchange Commission	171	(**)	171	568	(**)	568	574	(**)	574
Smithsonian Institution	101	.....	101	356	(**)	356	332	(**)	332
Tennessee Valley Authority	3,031	3,141	-110	13,960	14,074	-113	15,635	15,582	53
Other	269	383	-114	1,081	520	560	2,135	450	1,685
<b>Total--Independent Agencies</b>	<b>23,397</b>	<b>21,311</b>	<b>2,086</b>	<b>58,001</b>	<b>54,390</b>	<b>3,611</b>	<b>59,848</b>	<b>51,970</b>	<b>7,879</b>

**Table 5. Outlays of the U.S. Government, January 2018 and Other Periods - Continued**

Classification	This Month			Current Fiscal Year to Date			Prior Fiscal Year to Date		
	Gross Outlays	Applicable Receipts	Outlays	Gross Outlays	Applicable Receipts	Outlays	Gross Outlays	Applicable Receipts	Outlays
<b>Undistributed Offsetting Receipts:</b>									
Other Interest	.....	.....	.....	.....	(**)	(**)	.....	(**)	(**)
Employer Share, Employee Retirement:									
Department of Health and Human Services:									
Federal Hospital Insurance Trust Fund:									
Federal Employer Contributions	-319	.....	-319	-1,266	.....	-1,266	-1,230	.....	-1,230
Postal Service Employer Contributions	-51	.....	-51	-225	.....	-225	-225	.....	-225
Department of State:									
Foreign Service Retirement and Disability Fund	-29	.....	-29	-111	.....	-111	-109	.....	-109
Other Defense Civil Programs:									
Military Retirement Fund	-1,074	.....	-1,074	-12,273	.....	-12,273	-12,750	.....	-12,750
Department of Defense Medicare-Eligible Retiree Health Care Fund	.....	.....	.....	-8,384	.....	-8,384	-7,165	.....	-7,165
Office of Personnel Management:									
Civil Service Retirement and Disability Fund	-2,860	.....	-2,860	-10,451	.....	-10,451	-10,340	.....	-10,340
Social Security Administration:									
Federal Old-Age and Survivors Insurance Trust Fund:									
Federal Employer Contributions	-1,278	.....	-1,278	-4,560	.....	-4,560	-4,290	.....	-4,290
Federal Disability Insurance Trust Fund:									
Federal Employer Contributions	-302	.....	-302	-1,077	.....	-1,077	-1,014	.....	-1,014
Other	(**)	.....	(**)	(**)	.....	(**)	-1	.....	-1
<b>Total--Employer Share, Employee Retirement</b>	<b>-5,914</b>	<b>.....</b>	<b>-5,914</b>	<b>-38,348</b>	<b>.....</b>	<b>-38,348</b>	<b>-37,124</b>	<b>.....</b>	<b>-37,124</b>
Interest Received by Trust Funds:									
Judicial Branch:									
Judicial Survivors Annuity Fund	1	.....	1	2	.....	2	3	.....	3
Department of Health and Human Services:									
Federal Hospital Insurance Trust Fund	-14	.....	-14	-3,601	.....	-3,601	-3,636	.....	-3,636
Federal Supplementary Medical Insurance Trust Fund	-14	.....	-14	-1,074	.....	-1,074	-1,024	.....	-1,024
Department of Homeland Security:									
Oil Spill Liability Trust Fund	-3	.....	-3	-27	.....	-27	-10	.....	-10
Other	-1	.....	-1	-7	.....	-7	-4	.....	-4
Department of Labor:									
Unemployment Trust Fund	-4	.....	-4	-669	.....	-669	-584	.....	-584
Department of State:									
Foreign Service Retirement and Disability Fund	(**)	.....	(**)	-272	.....	-272	-282	.....	-282
Department of Transportation:									
Airport and Airway Trust Fund	-2	.....	-2	-130	.....	-130	-133	.....	-133
Department of Veterans Affairs:									
National Service Life Insurance Fund	(**)	.....	(**)	-66	.....	-66	-79	.....	-79
United States Government Life Insurance Fund	(**)	.....	(**)	(**)	.....	(**)	(**)	.....	(**)
Corps of Engineers	-6	.....	-6	-48	.....	-48	-26	.....	-26
Other Defense Civil Programs:									
Military Retirement Fund	-1,916	.....	-1,916	-2,636	.....	-2,636	-2,778	.....	-2,778
Educational Benefits Fund	-4	.....	-4	-13	.....	-13	-11	.....	-11
Armed Forces Retirement Home	(**)	.....	(**)	(**)	.....	(**)	(**)	.....	(**)
Environmental Protection Agency	-2	.....	-2	-6	.....	-6	-2	.....	-2
Office of Personnel Management:									
Civil Service Retirement and Disability Fund	-1	.....	-1	-12,766	.....	-12,766	-13,241	.....	-13,241
Social Security Administration:									
Federal Old-Age and Survivors Insurance Trust Fund	-57	.....	-57	-40,738	.....	-40,738	-42,395	.....	-42,395
Federal Disability Insurance Trust Fund	-8	.....	-8	-987	.....	-987	-723	.....	-723
Independent Agencies:									
Railroad Retirement Board	-4	.....	-4	-17	.....	-17	-9	.....	-9
Other	-2	.....	-2	-5	.....	-5	-4	.....	-4
Other	-66	.....	-66	-255	.....	-255	-118	.....	-118
<b>Total--Interest Received by Trust Funds</b>	<b>-2,102</b>	<b>.....</b>	<b>-2,102</b>	<b>-63,315</b>	<b>.....</b>	<b>-63,315</b>	<b>-65,058</b>	<b>.....</b>	<b>-65,058</b>
Rents and Royalties on the Outer Continental Shelf Lands	.....	549	-549	.....	1,671	-1,671	.....	878	-878
<b>Total--Undistributed Offsetting Receipts</b>	<b>-8,015</b>	<b>549</b>	<b>-8,564</b>	<b>-101,663</b>	<b>1,671</b>	<b>-103,334</b>	<b>-102,182</b>	<b>878</b>	<b>-103,060</b>
<b>Total Outlays</b>	<b>358,125</b>	<b>46,323</b>	<b>311,802</b>	<b>1,464,118</b>	<b>157,851</b>	<b>1,306,268</b>	<b>1,394,336</b>	<b>150,917</b>	<b>1,243,419</b>
<b>Total On-Budget</b>	<b>270,703</b>	<b>29,087</b>	<b>241,616</b>	<b>1,173,554</b>	<b>121,437</b>	<b>1,052,117</b>	<b>1,118,665</b>	<b>117,679</b>	<b>1,000,986</b>
<b>Total Off-Budget</b>	<b>87,422</b>	<b>17,236</b>	<b>70,186</b>	<b>290,564</b>	<b>36,414</b>	<b>254,150</b>	<b>275,671</b>	<b>33,238</b>	<b>242,433</b>
<b>Total Surplus (+) or Deficit (-)</b>			<b>+49,236</b>			<b>-175,718</b>			<b>-158,579</b>
<b>Total On-Budget</b>			<b>+36,919</b>			<b>-190,389</b>			<b>-177,611</b>
<b>Total Off-Budget</b>			<b>+12,317</b>			<b>+14,671</b>			<b>+19,033</b>

**Table 5. Outlays of the U.S. Government, January 2018 and Other Periods - Continued**  
 [\$ millions]

**MEMORANDUM**

Receipts Offset Against Outlays (In Millions)

	Current Fiscal Year to Date	Comparable Period Prior Fiscal Year
Proprietary Receipts	68,696	64,517
Intrabudgetary Transactions	322,893	337,143
Governmental Receipts	3,939	3,862
Total Receipts Offset Against Outlays	<u>395,528</u>	<u>405,522</u>

1 Amount increased by \$1 million due to additional reporting for the month of December 2017.

2 Includes FICA and SECA tax credits, non-contributory military service credits, special benefits for the aged and credit for the unnegotiated OASI benefit

checks.

Note: Details may not add to totals due to rounding.

... No Transactions

(\*\*) Less than absolute value of \$500,000

**Table 6. Means of Financing the Deficit or Disposition of Surplus by the U.S. Government, January 2018 and Other Periods**

Assets and Liabilities Directly Related to Budget Off-Budget Activity	Net Transactions (- denotes net reduction of either liability or asset accounts)			Account Balances Current Fiscal Year		
	This Month	Fiscal Year to Date		Beginning of		Close of This Month
		This Year	Prior Year	This Year	This Month	
<b>Liability Accounts:</b>						
Borrowing from the Public:						
Treasury Securities, Issued Under General Financing Authorities:						
Debt Held by the Public	-11,551	129,741	202,715	14,673,428	14,814,720	14,803,169
Intragovernmental Holdings	12,535	119,089	161,101	5,571,471	5,678,025	5,690,560
Total Treasury Securities Outstanding	983	248,830	363,817	20,244,900	20,492,747	20,493,730
Plus Premium on Treasury Securities	-326	-1,282	-1,004	30,639	29,683	29,357
Less Discount on Treasury Securities	1,504	3,622	2,253	96,017	98,134	99,638
Total Treasury Securities Net of Premium and Discount	-846	243,926	360,559	20,179,522	20,424,294	20,423,448
Agency Securities, Issued Under Special Financing Authorities (See Schedule B; for Other Agency Borrowing, See Schedule C)						
Total Federal Securities	-903	243,896	360,691	20,203,891	20,448,690	20,447,787
Deduct:						
Federal Securities Held as Investments of Government Accounts (See Schedule D)						
Less Discount on Federal Securities Held as Investments of Government Accounts	90	1,313	-206	25,909	27,132	27,222
Net Federal Securities Held as Investments of Government Accounts	12,473	117,816	161,057	5,537,165	5,642,509	5,654,982
Total Borrowing from the Public	-13,375	126,080	199,634	14,666,725	14,806,180	14,792,805
Accrued Interest Payable to the Public	2,454	7,518	12,634	65,480	70,544	72,998
Allocations of Special Drawing Rights	1,165	1,548	-1,306	49,912	50,294	51,459
Uninvested Balances, Deposit Funds	28,676	181,056	749	24,551	176,931	205,607
Miscellaneous Liability Accounts (Includes Checks Outstanding Etc.)	-1,505	-1,496	-1,675	8,501	8,510	7,005
<b>Total Liability Accounts</b>	<b>17,414</b>	<b>314,706</b>	<b>210,036</b>	<b>14,815,168</b>	<b>15,112,459</b>	<b>15,129,874</b>
<b>Asset Accounts (Deduct)</b>						
Cash and Monetary Assets:						
U.S. Treasury Operating Cash:						
Federal Reserve Account <sup>2</sup>	46,861	116,473	19,416	159,322	228,933	275,794
Balance	46,861	116,473	19,416	159,322	228,933	275,794
Special Drawing Rights:						
Total Holdings	1,201	1,622	-644	51,443	51,864	53,065
SDR Certificates Issued to Federal Reserve Banks	.....	.....	.....	-5,200	-5,200	-5,200
Balance	1,201	1,622	-644	46,243	46,664	47,865
Reserve Position on the U.S. Quota in the IMF:						
U.S. Subscription to International Monetary Fund:						
Direct Quota Payments	.....	.....	.....	111,629	111,629	111,629
Maintenance of Value Adjustments	2,738	3,637	-3,070	5,666	6,566	9,304
Letter of Credit Issued to IMF	89	187	755	-102,153	-102,055	-101,966
Dollar Deposits with the IMF	-8	-10	7	-309	-311	-319
Receivable/Payable (-) for Interim Maintenance of Value						
Adjustments	-2,464	-3,279	2,802	-3,325	-4,140	-6,604
Balance	355	535	494	11,509	11,689	12,043
Loans to International Monetary Fund	-202	-1,961	(**)	7,903	6,143	5,942
Other Cash and Monetary Assets	-237	-175	-43	26,083	26,144	25,907
Total Cash and Monetary Assets	47,979	116,492	19,223	251,060	319,573	367,552
Non-Federal Securities of the National Railroad Retirement Investment Trust						
Net Activity, Guaranteed Loan Financing (See Schedule E)	-38	-71	1,116	13,727	13,694	13,656
Net Activity, Direct Loan Financing (See Schedule E)	17,775	20,764	29,226	1,281,470	1,284,459	1,302,234
Miscellaneous Asset Accounts	1,084	1,489	1,850	-1,218	-813	271
<b>Total Asset Accounts</b>	<b>66,912</b>	<b>139,208</b>	<b>51,190</b>	<b>1,570,051</b>	<b>1,642,347</b>	<b>1,709,259</b>
<b>Excess of Liabilities (+) or Assets (-)</b>	<b>-49,498</b>	<b>175,498</b>	<b>158,847</b>	<b>13,245,117</b>	<b>13,470,112</b>	<b>13,420,615</b>
Transactions Not Applied to Current Year's Surplus or Deficit (See Schedule A for Details)						
	262	220	-268	.....	-42	220
<b>Total Budget and Off-Budget Federal Entities (Financing of Deficit (+) or Disposition of Surplus (-))</b>	<b>-49,236</b>	<b>175,718</b>	<b>158,579</b>	<b>13,245,117</b>	<b>13,470,071</b>	<b>13,420,835</b>

1 Amount decreased by \$1 million due to additional reporting by the Department of Interior for the month of December 2017.

2 Major sources of information used to determine Treasury's operating cash balance include Federal Reserve Banks, Treasury Regional Finance Centers, Internal Revenue Service Centers, various electronic systems, and information on the

Public Debt. Information is presented on a modified cash basis. Deposits are reflected as received and withdrawals are reflected as processed.

Note: Details may not add to totals due to rounding.

... No Transactions

(\*\*) Less than absolute value of \$500,000

**Table 6. Schedule A-Analysis of Change in Excess of Liabilities of the U.S. Government, January 2018 and Other Periods**

Classification	[\$ millions]		
	This Month	Fiscal Year to Date	
		This Year	Prior Year
<b>Excess of Liabilities Beginning of Period:</b>			
Based on Composition of Unified Budget in Preceding Period	13,470,114	13,245,002	12,580,299
Adjustments During Current Fiscal Year for Changes in Composition of Unified Budget:			
Revisions by Federal Agencies to the Prior Budget Results	-1	115	-749
Excess of Liabilities Beginning of Period (Current Basis)	13,470,112	13,245,117	12,579,550
<b>Budget Surplus (-) or Deficit:</b>			
Based on Composition of Unified Budget in Prior Fiscal Year	-49,236	175,718	158,579
Total Surplus (-) or Deficit (Table 2)	-49,236	175,718	158,579
Total-On-Budget (Table 2)	-36,919	190,389	177,611
Total-Off-Budget (Table 2)	-12,317	-14,671	-19,033
<b>Transactions Not Applied to Current Year's Surplus or Deficit:</b>			
Premium/Discount on Buyback of U.S. Treasury Securities	.....	-1	(**)
Other	-262	-220	268
Total-Transactions Not Applied to Current Year's Surplus or Deficit	-262	-220	268
<b>Excess of Liabilities Close of Period</b>	<b>13,420,615</b>	<b>13,420,615</b>	<b>12,738,396</b>

Note: Details may not add to totals due to rounding.  
 ... No Transactions

(\*\*) Less than absolute value of \$500,000

**Table 6. Schedule B-Securities Issued by Federal Agencies Under Special Financing Authorities, January 2018 and Other Periods**

Classification	[\$ millions]					
	This Month	Net Transactions (-) denotes net reduction of liability accounts		Account Balances Current Fiscal Year		
		Fiscal Year to Date		Beginning of		Close of
	This Year	Prior Year	This Year	This Month	This Month	
<b>Agency Securities, Issued Under Special Financing Authorities:</b>						
<b>Obligations Guaranteed by the United States, Issued By:</b>						
Department of Housing and Urban Development:						
Federal Housing Administration	.....	.....	.....	19	19	19
<b>Obligations Not Guaranteed by the United States, Issued By:</b>						
Legislative Branch:						
Architect of the Capitol	1	3	3	89	91	92
Independent Agencies:						
Federal Communications Commission	.....	.....	.....	(**)	(**)	(**)
National Archives and Records Administration	.....	.....	.....	52	52	52
Tennessee Valley Authority	-57	-32	128	24,209	24,233	24,176
<b>Total Agency Securities</b>	<b>-56</b>	<b>-30</b>	<b>131</b>	<b>24,369</b>	<b>24,396</b>	<b>24,339</b>

Note: Details may not add to totals due to rounding.  
 ... No Transactions

(\*\*) Less than absolute value of \$500,000

**Table 6. Schedule C (Memorandum)-Federal Agency Borrowing Financed Through the Issue of Treasury Securities, January 2018 and Other Periods**

Classification	[\$ millions]					
	Transactions			Account Balances Current Fiscal Year		
	This Month	Fiscal Year to Date		Beginning of		Close of This Month
This Year		Prior Year	This Year	This Month		
<b>Borrowing from the US Treasury:</b>						
Department of Agriculture:						
Farm Service Agency:						
Commodity Credit Corporation	-10,786	2,996	7,718	8,401	22,183	11,397
Agricultural Credit Insurance Fund	167	621	623	10,461	10,914	11,081
Farm Storage Facility Loans	(**)	180	248	943	1,123	1,123
Apple Loans Fund	.....	.....	.....	(**)	(**)	(**)
Emergency Boll Weevil Loan Fund	.....	-1	.....	5	4	4
Rural Housing Service:						
Rural Housing Insurance	71	331	318	18,122	18,383	18,453
Rural Community Facility Loans Fund	158	571	1,000	8,490	8,903	9,062
Multifamily Housing Revitalization Loan Account	(**)	10	14	380	390	390
Rural Business - Cooperative Service:						
Rural Business and Industry Loans	.....	.....	.....	39	39	39
Rural Development Loan Fund	1	4	4	312	315	316
Rural Economic Development Loan Fund	1	12	10	202	213	214
Renewable Energy Guaranteed Loan Account	.....	.....	.....	3	3	3
Rural Microenterprise Investment Loans	(**)	3	1	36	39	39
Biorefinery Assistance Loan Account	.....	.....	53	53	53	53
Rural Utilities Service:						
Rural Water and Waste Disposal Fund	39	232	404	12,943	13,136	13,176
Rural Electrification and Telecommunications Fund	19	111	77	7,786	7,878	7,897
Rural Telephone Bank	.....	.....	.....	178	178	178
Distance Learning and Telemedicine Program	1	2	5	1,033	1,034	1,035
Foreign Agricultural Service	.....	.....	.....	601	601	601
Department of Commerce:						
National Oceanic and Atmospheric Administration:						
Fisheries Finance	1	55	2	430	484	485
Department of Defense--Military Programs:						
Family Housing Improvement Loans	.....	25	21	1,630	1,655	1,655
Department of Education:						
College Housing and Academic Facilities Loans	.....	.....	.....	22	22	22
Federal Direct Student Loans	1,172	71,478	81,753	1,087,478	1,157,784	1,158,956
Teach Grant Loans	19	32	38	624	637	656
Temporary Student Loan Purchase Authority	.....	-184	-888	49,231	49,047	49,047
Federal Family Education Loans	.....	.....	.....	41,140	41,140	41,140
Department of Energy:						
Bonneville Power Administration Fund	-56	-56	.....	5,009	5,009	4,953
Western Area Power Administration - Recovery Act	.....	.....	.....	97	97	97
Advanced Technology Vehicles Manufacturing Loans	.....	.....	.....	43	43	43
Title 17 Innovative Technology Loans	(**)	(**)	14	389	389	389
Department of Health and Human Services:						
Consumer Operated and Oriented Plan	.....	.....	-392	651	651	651
Consumer Operated and Oriented Plan Program Contingency Fund	.....	.....	-82	202	202	202
Department of Homeland Security:						
National Flood Insurance Fund	.....	-9,900	1,600	30,425	20,525	20,525
Disaster Assistance Loan Fund	1	1	(**)	15	15	16
Department of Housing and Urban Development:						
Public and Indian Housing Programs:						
Low-Rent Public Housing - Loans and Other Expenses	.....	.....	.....	116	116	116
Native Hawaiian Housing Loans	.....	.....	.....	6	6	6
Housing Programs:						
Emergency Homeowners' Relief Fund	.....	.....	.....	(**)	(**)	(**)
Federal Housing Administration	.....	25	35	27,954	27,979	27,979
Green Retrofit Program for Multifamily Housing-Recovery Act	.....	.....	.....	5	5	5
Department of the Interior:						
Bureau of Indian Affairs and Bureau of Indian Education	.....	.....	.....	4	4	4
Bureau of Reclamation Loan Fund	.....	.....	.....	31	31	31
Assistance to American Samoa Loan Fund	.....	.....	(**)	9	9	9
Department of Labor:						
Black Lung Disability Trust Fund	.....	.....	.....	4,337	4,337	4,337

**Table 6. Schedule C (Memorandum)-Federal Agency Borrowing Financed Through the Issue of Treasury Securities, January 2018 and Other Periods - Continued**

Classification	[\$ millions]					
	Transactions			Account Balances Current Fiscal Year		
	This Month	Fiscal Year to Date		Beginning of		Close of This Month
This Year		Prior Year	This Year	This Month		
<b>Borrowing from the US Treasury: - Continued</b>						
Department of State:						
Repatriation Loans	(**)	(**)	1	4	4	5
Department of Transportation:						
Federal Highway Administration:						
Transportation Infrastructure Finance and Innovation Fund	143	943	1,731	13,718	14,518	14,661
Federal Railroad Administration:						
Railroad Rehabilitation and Improvement Loan Fund	.....	.....	130	579	579	579
Other	.....	.....	.....	(**)	(**)	(**)
Maritime Administration:						
Maritime Guaranteed Loan (Title XI) Fund	.....	.....	.....	1	1	1
Department of the Treasury:						
Departmental Offices:						
Community Development Financial Institutions Fund	(**)	3	2	76	80	80
Temporary Credit and Liquidity Program	.....	.....	.....	4,438	4,438	4,438
Troubled Asset Relief Program	.....	.....	.....	119	119	119
Small Business Lending Financing Fund	.....	.....	.....	362	362	362
Federal Financing Bank Revolving Fund	-18	248	954	61,270	61,536	61,518
Department of Veterans Affairs:						
Veterans Housing Benefit Program Fund	-69	26	70	489	584	515
Native American Veteran Housing Fund	-1	4	6	69	75	73
Vocational Rehabilitation Loan Fund	(**)	(**)	2	1	1	1
Corps of Engineers:						
Washington Aqueduct	.....	(**)	(**)	1	1	1
International Assistance Programs:						
International Security Assistance:						
Foreign Military Loan Program	955	955	.....	2,461	2,461	3,416
Military Debt Reduction	.....	.....	.....	43	43	43
Agency for International Development:						
International Debt Reduction	.....	.....	.....	36	36	36
Development Credit Authority Loan Fund	.....	.....	.....	1	1	1
Overseas Private Investment Corporation	16	190	317	3,015	3,189	3,205
Small Business Administration:						
Business Loan Fund	.....	(**)	5	2,110	2,110	2,110
Disaster Loan Fund	.....	3,388	500	5,583	8,971	8,971
Independent Agencies:						
Export-Import Bank of the United States	.....	115	1,326	24,645	24,760	24,760
National Credit Union Administration	.....	.....	-1,000	.....	.....	.....
Presidio Trust	.....	.....	.....	43	43	43
Railroad Retirement Board:						
Social Security Equivalent Benefit Account	385	1,463	1,423	3,712	4,790	5,175
Smithsonian Institution:						
John F. Kennedy Center Parking Facilities	.....	.....	.....	20	20	20
<b>Total Borrowing from the US Treasury</b>	<b>-7,779</b>	<b>73,886</b>	<b>98,042</b>	<b>1,442,633</b>	<b>1,524,298</b>	<b>1,516,518</b>
<b>Borrowing from the Federal Financing Bank:</b>						
Department of Agriculture:						
Rural Utilities Service:						
Rural Electrification and Telecommunications Fund	-563	-496	470	45,080	45,147	44,584
Department of Education:						
Historically Black College and University Capital Financing Fund	-3	30	75	1,559	1,592	1,590
Department of Energy:						
Advanced Technology Vehicles Manufacturing Loans	.....	-148	-163	2,799	2,652	2,652
Title 17 Innovative Technology Loans	-16	-130	153	11,395	11,281	11,265
Department of Health and Human Services:						
Health Maintenance Organization Loan and Loan Guarantee Fund	.....	.....	.....	(**)	(**)	(**)
Department of Housing and Urban Development:						
Housing Programs:						
Federal Housing Administration	3	111	139	1,193	1,301	1,304
Department of the Treasury:						
Departmental Offices:						
Community Development Financial Institutions Fund	.....	75	54	491	566	566



**Table 6. Schedule C (Memorandum)-Federal Agency Borrowing Financed Through the Issue of Treasury Securities, January 2018 and Other Periods - Continued**

Classification	Transactions			Account Balances Current Fiscal Year		
	This Month	Fiscal Year to Date		Beginning of		Close of This Month
		This Year	Prior Year	This Year	This Month	
<b>Borrowing from the Federal Financing Bank: - Continued</b>						
Department of Veterans Affairs:						
Guaranteed Transitional Housing Loans for Homeless Veterans	(**)	(**)	(**)	4	4	4
International Assistance Programs:						
International Security Assistance:						
Foreign Military Financing Program	.....	.....	.....	8,975	8,975	8,975
Independent Agencies:						
Postal Service	.....	.....	.....	15,000	15,000	15,000
<b>Total Borrowing from the Federal Financing Bank</b>	<b>-579</b>	<b>-558</b>	<b>728</b>	<b>86,497</b>	<b>86,518</b>	<b>85,939</b>

Note: Details may not add to totals due to rounding.

Note: This table includes lending by the Federal Financing Bank accomplished by the purchase of agency financial assets, by the acquisition of agency debt securities, and by direct loans on behalf of an agency. The Federal Financing Bank borrows from Treasury and issues its own securities and in turn may loan

these funds to agencies in lieu of agencies borrowing directly through Treasury or issuing their own securities.

... No Transactions

(\*\*) Less than absolute value of \$500,000

**Table 6. Schedule D-Investments of Federal Government Accounts in Federal Securities, January 2018 and Other Periods**

[\$ millions]

Classification	Net Purchases or Sales (-)			Securities Held as Investments Current Fiscal Year		
	This Month	Fiscal Year to Date		Beginning of		Close of This Month
		This Year	Prior Year	This Year	This Month	
<b>Federal Funds:</b>						
Department of Agriculture	.....	.....	.....	210	210	210
Department of Commerce	3	3	3	.....	.....	3
Department of Defense--Military Programs:						
Defense Cooperation Account	.....	.....	.....	8	8	8
Department of Energy	48	-18	439	55,558	55,491	55,539
Department of Health and Human Services	1	3	572	1,145	1,147	1,148
Department of Homeland Security	.....	.....	-1,039	.....	.....	.....
Department of Housing and Urban Development:						
Housing Programs:						
Federal Housing Administration Fund	539	2,663	3,946	30,879	33,003	33,542
Government National Mortgage Association:						
Guarantees of Mortgage-Backed Securities	18	-1,335	-1,332	17,276	15,923	15,941
Department of the Interior	-81	37	220	9,090	9,208	9,127
Department of Justice	(**)	539	.....	.....	538	539
Department of Labor	-608	3,142	3,951	28,475	32,226	31,617
Department of State:						
Foreign Service Retirement and Disability Fund	1	2	2	10	11	12
Other	.....	(**)	.....	15	15	15
Department of Transportation	.....	5	299	2,258	2,263	2,263
Department of the Treasury	24	88	-805	24,508	24,573	24,596
Department of Veterans Affairs:						
Veterans Reopened Insurance Fund	-2	-6	-6	123	119	117
Servicemen'S Group Life Insurance Fund	.....	(**)	(**)	1	1	1
Other Defense Civil Programs:						
Uniformed Services Retiree Health Care Fund	-631	12,220	11,882	225,847	238,698	238,067
Office of Personnel Management:						
Postal Service Contributions	-293	-1,367	-110	49,491	48,417	48,124
Independent Agencies:						
Federal Deposit Insurance Corporation:						
Deposit Insurance Fund	76	5,186	2,771	80,161	85,272	85,348
FSLIC Resolution Fund	1	3	7	839	842	843
Federal Housing Finance Agency	-20	39	45	61	120	100
National Credit Union Administration	73	3,111	518	13,470	16,507	16,581
Postal Service	76	111	329	10,965	11,001	11,077
Tennessee Valley Authority	(**)	(**)	(**)	25	25	25
Other						
Treasury Securities	312	80	144	17,570	17,339	17,651
Other	-182	840	422	11,727	12,750	12,568
Total Treasury Securities	-646	25,347	22,257	579,712	605,706	605,060
<b>Total Federal Funds</b>	<b>-646</b>	<b>25,347</b>	<b>22,257</b>	<b>579,712</b>	<b>605,706</b>	<b>605,060</b>
<b>Trust Funds:</b>						
Legislative Branch:						
Library of Congress	(**)	-1	-2	22	21	21
United States Tax Court	.....	.....	(**)	12	12	12
Other	(**)	(**)	3	29	29	29
Judicial Branch:						
Judicial Retirement Funds	-1	7	57	1,183	1,191	1,190
Department of Agriculture	.....	.....	.....	6	6	6
Department of Commerce	.....	4	.....	333	337	337
Department of Defense--Military Programs:						
Voluntary Separation Incentive Fund	-3	-3	-4	131	130	127
Other	(**)	-20	28	1,273	1,252	1,252
Department of Health and Human Services:						
Federal Hospital Insurance Trust Fund	4,919	8,865	12,561	197,835	201,781	206,699
Federal Supplementary Medical Insurance Trust Fund	2,812	19,593	33,629	70,589	87,369	90,182
Other	20	129	39	3,629	3,738	3,758
Department of Homeland Security	11	136	151	7,598	7,723	7,734
Department of the Interior	102	106	-10	28	32	134
Department of Labor:						
Unemployment Trust Fund	-1,934	-2,749	-3,820	60,711	59,896	57,962
Other	-8	-38	-38	65	35	27
Department of State:						

**Table 6. Schedule D-Investments of Federal Government Accounts in Federal Securities, January 2018 and Other Periods - Continued**  
 [\$ millions]

Classification	Net Purchases or Sales (-)			Securities Held as Investments Current Fiscal Year		
	This Month	Fiscal Year to Date		Beginning of		Close of This Month
		This Year	Prior Year	This Year	This Month	
<b>Trust Funds - Continued</b>						
Foreign Service Retirement and Disability Fund	-18	107	309	18,792	18,917	18,899
Other	-3	-3	-4	50	50	47
Department of Transportation:						
Airport and Airway Trust Fund	-600	-400	252	13,404	13,604	13,004
Highway Trust Fund	-931	-3,951	-2,777	52,332	49,311	48,381
Department of the Treasury	-137	-543	-383	3,043	2,638	2,500
Department of Veterans Affairs:						
General Post Fund, National Homes	.....	.....	.....	108	108	108
National Service Life Insurance	-61	-164	-164	3,604	3,502	3,441
United States Government Life Insurance Fund	(**)	(**)	(**)	3	3	3
Veterans Special Life Insurance Fund	-13	-17	-10	1,603	1,599	1,586
Corps of Engineers	108	554	518	9,194	9,640	9,748
Other Defense Civil Programs:						
Military Retirement Fund	2,880	84,331	82,276	660,970	742,421	745,301
Other	-4	-39	-75	1,121	1,086	1,082
Environmental Protection Agency	-89	-97	-346	5,329	5,321	5,233
National Aeronautics and Space Administration	.....	(**)	(**)	17	16	16
Office of Personnel Management:						
Civil Service Retirement and Disability Fund						
Treasury Securities	-6,984	-27,943	-2,916	905,103	884,144	877,160
Employees Life Insurance Fund	43	231	184	45,680	45,867	45,911
Employees and Retired Employees Health Benefits Fund	423	866	683	26,021	26,463	26,886
Social Security Administration:						
Federal Old-Age and Survivors Insurance Trust Fund	8,182	8,350	14,389	2,820,200	2,820,368	2,828,550
Federal Disability Insurance Trust Fund	4,176	6,131	4,766	69,669	71,624	75,800
Independent Agencies:						
Harry S Truman Scholarship Foundation	.....	(**)	(**)	52	52	52
Japan-United States Friendship Commission	.....	.....	.....	33	33	33
Railroad Retirement Board						
Treasury Securities	336	411	134	2,331	2,406	2,742
Agency Securities	.....	.....	.....	1	1	1
Other	-18	-70	-838	1,260	1,208	1,190
Total Treasury Securities	13,208	93,782	138,593	4,983,361	5,063,935	5,077,143
Total Agency Securities	.....	.....	.....	1	1	1
<b>Total Trust Funds</b>	<b>13,208</b>	<b>93,782</b>	<b>138,593</b>	<b>4,983,362</b>	<b>5,063,936</b>	<b>5,077,144</b>
<b>Grand Total</b>	<b>12,562</b>	<b>119,130</b>	<b>160,850</b>	<b>5,563,074</b>	<b>5,669,642</b>	<b>5,682,204</b>

Note: Details may not add to totals due to rounding.

Note: Investments are in Treasury securities unless otherwise noted.

... No Transactions

(\*\*) Less than absolute value of \$500,000

**Table 6. Schedule E-Net Activity, Guaranteed and Direct Loan Financing, January 2018 and Other Periods**

[\$ millions]

Classification	Net Transactions (-) denotes net reduction of asset accounts			Account Balances Current Fiscal Year		
	This Month	Fiscal Year to Date		Beginning of		Close of This Month
		This Year	Prior Year	This Year	This Month	
<b>Guaranteed Loan Financing Activity:</b>						
Department of Agriculture:						
Farm Service Agency:						
Commodity Credit Corporation Export Fund	-1	-19	-17	233	215	214
Agricultural Credit Insurance Fund	(**)	2	-3	-211	-209	-209
Natural Resources Conservation Service:						
Agricultural Resource Conservation Demonstration Program	.....	.....	.....	(**)	(**)	(**)
Rural Housing Service:						
Rural Community Facility Loans	(**)	-1	8	-31	-33	-33
Rural Housing Insurance Fund	17	78	44	-116	-55	-38
Rural Business - Cooperative Service:						
Rural Business and Industry Loans	-5	-22	-21	-318	-336	-341
Renewable Energy Guaranteed Loan Account	-1	-3	-7	-31	-34	-35
Biorefinery Assistance Loan Account	-1	-18	53	41	24	23
Rural Utilities Service:						
Rural Water and Waste Disposal Fund	(**)	(**)	(**)	-25	-25	-25
Department of Commerce:						
General Administration:						
Emergency Oil, Gas, and Steel Account	.....	.....	.....	5	5	5
Department of Defense--Military Programs						
.....						
Department of Education:						
Office of Student Financial Assistance:						
Federal Family Education Loans	-157	-220	-1,369	25,044	24,981	24,824
Department of Energy:						
Title 17 Innovative Technology Loans	.....	.....	.....	-143	-143	-143
Department of Health and Human Services:						
Health Resources and Services Administration:						
Health Center Loans	.....	.....	.....	-1	-1	-1
Health Education Assistance Loans	.....	.....	.....	-70	-70	-70
Department of Housing and Urban Development:						
Public and Indian Housing Programs:						
Indian Housing Loans	-1	2	2	-196	-193	-194
Native Hawaiian Housing Loans	1	(**)	(**)	3	3	3
Community Planning and Development:						
Community Development Loans	(**)	(**)	(**)	-57	-58	-58
Housing Programs:						
FHA-Mutual Mortgage Insurance Loans	376	1,510	3,726	4,113	5,246	5,622
FHA-General and Special Risk Fund	108	320	643	-4,007	-3,796	-3,688
Home Ownership Preservation Entity Fund	(**)	1	(**)	-17	-17	-17
Government National Mortgage Association:						
Guarantees of Mortgage-Backed Securities	-158	-633	-809	8,258	7,783	7,625
Department of the Interior:						
Bureau of Indian Affairs and Bureau of Indian Education	(**)	-1	-4	-44	-45	-45
Department of Transportation:						
Office of the Secretary:						
Minority Business Resource Center Fund	(**)	(**)	.....	(**)	(**)	(**)
Federal Highway Administration:						
Transportation Infrastructure Finance and Innovation Fund	.....	.....	.....	(**)	(**)	(**)
Maritime Administration:						
Maritime Guaranteed Loan (Title XI) Fund	(**)	(**)	(**)	-322	-322	-322
Department of the Treasury:						
Departmental Offices:						
Air Transportation Stabilization Fund	.....	.....	.....	(**)	(**)	(**)
Troubled Assets Insurance Financing Fund	.....	.....	.....	(**)	(**)	(**)
Troubled Asset Relief Program	.....	(**)	(**)	-5	-5	-5
Department of Veterans Affairs:						
Veterans Benefits Administration:						
Veterans Housing Benefit Program Fund	-110	-535	-703	-11,359	-11,783	-11,894
International Assistance Programs:						
Agency for International Development:						

**Table 6. Schedule E-Net Activity, Guaranteed and Direct Loan Financing, January 2018 and Other Periods - Continued**

[\$ millions]

Classification	Net Transactions (-) denotes net reduction of asset accounts			Account Balances Current Fiscal Year		
	This Month	Fiscal Year to Date		Beginning of		Close of This Month
		This Year	Prior Year	This Year	This Month	
<b>Guaranteed Loan Financing Activity: - Continued</b>						
Ukraine Export Credit Insurance Fund	.....	.....	.....	-1,166	-1,166	-1,166
Loan Guarantees to Israel	.....	.....	.....	-1,293	-1,293	-1,293
Urban and Environmental Credit Guaranteed Loans	(**)	1	1	-52	-50	-51
Microenterprise and Small Enterprise Development	.....	.....	.....	(**)	(**)	(**)
Development Credit Authority Loan Fund	-1	-3	-4	-94	-96	-97
Tunisia Loan Fund	.....	.....	.....	-825	-825	-825
Overseas Private Investment Corporation	-11	-49	-36	373	334	323
Small Business Administration:						
Business Loan Fund	-84	-483	-372	-2,532	-2,932	-3,016
Independent Agencies:						
Export-Import Bank of the United States	-10	6	-14	-1,340	-1,324	-1,334
<b>Net Activity, Guaranteed Loan Financing</b>	<b>-38</b>	<b>-71</b>	<b>1,116</b>	<b>13,727</b>	<b>13,694</b>	<b>13,656</b>
<b>Direct Loan Financing Activity:</b>						
Department of Agriculture:						
Farm Service Agency:						
Agricultural Credit Insurance Fund	-73	-196	-157	9,995	9,873	9,800
Farm Storage Facility Loans	4	23	-5	754	774	777
Apple Loans Fund	.....	.....	(**)	(**)	(**)	(**)
Emergency Boll Weevil Loan Fund	.....	-1	(**)	5	4	4
Rural Housing Service:						
Rural Community Facility Loans Fund	106	391	798	7,256	7,542	7,647
Rural Housing Insurance Fund	-52	-166	-195	15,590	15,477	15,424
Multifamily Housing Revitalization Loan Account	(**)	7	9	333	340	340
Rural Business - Cooperative Service:						
Rural Business and Industry Loan Fund	(**)	(**)	(**)	7	7	6
Rural Development Loan Fund	-2	-8	-11	282	276	274
Rural Economic Development Loan Fund	-2	-1	-2	172	173	171
Rural Microenterprise Investment Loans	(**)	2	1	33	35	35
Rural Utilities Service:						
Rural Water and Waste Disposal Loans	-47	-105	-76	11,319	11,262	11,214
Rural Electrification and Telecommunications Fund	-408	-444	-49	48,003	47,967	47,559
Rural Telephone Bank	-3	-12	-22	144	135	132
Distance Learning and Telemedicine Program	-5	-95	-42	847	757	752
Rural Development Insurance Fund	.....	.....	.....	1,065	1,065	1,065
Foreign Agricultural Service:						
P.L. 480 Direct Loan Fund	-3	-52	-58	504	454	451
International Debt Reduction	.....	-5	-7	-36	-41	-41
Department of Commerce:						
National Oceanic and Atmospheric Administration:						
Fisheries Finance	-3	27	-15	428	458	455
Department of Defense--Military Programs	-7	-1	-5	1,630	1,635	1,629
Department of Education:						
Office of Postsecondary Education:						
College Housing and Academic Facilities Loans	.....	(**)	(**)	4	3	3
Historically Black College and University Capital Financing Fund	-3	36	80	1,261	1,300	1,297
Office of Student Financial Assistance:						
Federal Direct Student Loans	19,020	24,327	31,128	1,037,633	1,042,939	1,061,960
Teach Grant Loans	3	7	9	594	598	601
Temporary Student Loan Purchase Authority	-651	-2,587	-3,160	74,090	72,155	71,504
Department of Energy:						
Advanced Technology Vehicles Manufacturing Loans	.....	-148	-163	2,739	2,591	2,591
Title 17 Innovative Technology Loans	-16	-130	223	10,799	10,685	10,669
Department of Health and Human Services:						
Consumer Operated and Oriented Plan	(**)	(**)	-7	628	628	628
Consumer Operated and Oriented Plan Program Contingency Fund	.....	.....	17	192	192	192
Department of Homeland Security:						
Disaster Assistance Loan Fund	1	(**)	(**)	-30	-31	-30
Department of Housing and Urban Development:						
Housing Programs:						

**Table 6. Schedule E-Net Activity, Guaranteed and Direct Loan Financing, January 2018 and Other Periods - Continued**

[\$ millions]

Classification	Net Transactions (-) denotes net reduction of asset accounts			Account Balances Current Fiscal Year		
	This Month	Fiscal Year to Date		Beginning of		Close of This Month
		This Year	Prior Year	This Year	This Month	
<b>Direct Loan Financing Activity: - Continued</b>						
Emergency Homeowners' Relief Fund	(**)	(**)	(**)	-1	-1	-1
FHA-Mutual Mortgage Insurance Loans	(**)	(**)	(**)	(**)	(**)	(**)
FHA-General and Special Risk Fund	12	134	147	1,338	1,460	1,472
Green Retrofit Program for Multifamily Housing Fund	.....	(**)	-1	1	(**)	(**)
Department of the Interior:						
Bureau of Reclamation	.....	.....	.....	32	32	32
Bureau of Indian Affairs and Bureau of Indian Education	(**)	(**)	(**)	3	3	3
Assistance to American Samoa Loan Fund	.....	.....	(**)	9	9	9
Department of State:						
Administration of Foreign Affairs:						
Repatriation Loans	(**)	(**)	-1	1	1	1
Department of Transportation:						
Federal Highway Administration:						
Transportation Infrastructure Finance and Innovation Fund	101	678	1,655	13,077	13,653	13,754
Tiger Tifia Loan Fund	-1	-482	(**)	640	158	157
Federal Railroad Administration:						
Railroad Rehabilitation and Improvement Loan Fund	-23	-30	-383	531	524	501
Department of the Treasury:						
Departmental Offices:						
Community Development Financial Institutions Fund	-2	74	54	566	642	640
GSE Mortgage-Backed Securities Purchase Program	.....	.....	.....	4,613	4,613	4,613
Temporary Credit and Liquidity Program	-46	-238	-903	4,245	4,053	4,007
Troubled Asset Relief Program	-3	-13	-312	81	71	68
Small Business Lending Program	-3	-24	-68	317	297	294
Bureau of the Fiscal Service	.....	.....	.....	(**)	(**)	(**)
Department of Veterans Affairs:						
Veterans Benefits Administration:						
Veterans Housing Benefit Program Fund	-4	-8	-16	401	397	393
Native American Veteran Housing Fund	-1	-1	(**)	65	65	64
Transitional Housing Loans	(**)	(**)	(**)	(**)	(**)	(**)
Vocational Rehabilitation Loan Fund	(**)	(**)	(**)	1	1	1
International Assistance Programs:						
International Security Assistance:						
Foreign Military Loan Program	-100	-100	1,157	2,367	2,367	2,267
Military Debt Reduction	.....	.....	.....	32	32	32
Agency for International Development:						
International Debt Reduction	(**)	-27	-11	-24	-50	-50
Overseas Private Investment Corporation	-30	26	183	2,261	2,318	2,287
International Monetary Programs	.....	.....	.....	-278	-278	-278
Small Business Administration:						
Business Loan Fund	-1	-8	2	170	163	162
Disaster Loan Fund	275	808	141	5,178	5,711	5,986
Independent Agencies:						
Export-Import Bank of the United States	-257	-894	-711	19,605	18,968	18,711
Federal Communications Commission:						
Spectrum Auction Loan Fund	(**)	(**)	(**)	(**)	(**)	(**)
<b>Net Activity, Direct Loan Financing</b>	<b>17,775</b>	<b>20,764</b>	<b>29,226</b>	<b>1,281,470</b>	<b>1,284,459</b>	<b>1,302,234</b>

Note: Details may not add to totals due to rounding.

Note: Federal credit programs provide benefits to the public in the form of direct loans and loan guarantees. This table reflects cash transactions and balances of the nonbudgetary financing fund accounts that result from the disbursement of loans, collection of fees, repayment of principal, sale of collateral, interest, and subsidy received from the credit program accounts at

net present value in accordance with the Credit Reform Act of 1990. Unreimbursed costs such as administrative expenses and subsidy payments are reported on a cash basis and included within each program's budgetary totals in Table 5.

... No Transactions

(\*\*) Less than absolute value of \$500,000

**Table 7. Receipts and Outlays of the U.S. Government by Month, Fiscal Year 2018**

Classification	[\$ millions]												Fiscal Year to Date	Comparable Period Prior F.Y.	
	Oct.	Nov.	Dec.	Jan.	Feb.	March	April	May	June	July	Aug.	Sept.			
<b>Receipts:</b>															
Individual Income Taxes	127,832	98,703	164,311	211,879										602,726	550,068
Corporation Income Taxes	3,729	-2,304	60,627	13,482										75,533	84,877
<b>Social Insurance and Retirement Receipts:</b>															
Employment and General Retirement	80,800	86,829	83,975	107,278										358,881	349,283
Unemployment Insurance	2,883	3,030	252	5,200										11,364	11,187
Other Retirement	335	339	422	389										1,486	1,416
Excise Taxes	7,463	7,240	4,755	8,280										27,738	24,493
Estate and Gift Taxes	1,615	1,931	1,712	2,292										7,550	7,233
Customs Duties	3,239	3,100	3,107	3,188										12,634	11,779
Miscellaneous Receipts	7,445	9,507	6,636	9,049										32,637	44,505
<b>Total--Receipts This Year</b>	<b>235,341</b>	<b>208,374</b>	<b>325,797</b>	<b>361,038</b>										<b>1,130,550</b>	<b>.....</b>
<b>(On-Budget)</b>	<b>175,308</b>	<b>143,890</b>	<b>263,995</b>	<b>278,535</b>										<b>861,728</b>	<b>.....</b>
<b>(Off-Budget)</b>	<b>60,033</b>	<b>64,484</b>	<b>61,801</b>	<b>82,503</b>										<b>268,821</b>	<b>.....</b>
<i>Total--Receipts Prior Year</i>	<i>221,692</i>	<i>199,875</i>	<i>319,204</i>	<i>344,069</i>										<i>.....</i>	<i>1,084,840</i>
<i>(On-Budget)</i>	<i>165,322</i>	<i>139,453</i>	<i>254,986</i>	<i>263,613</i>										<i>.....</i>	<i>823,375</i>
<i>(Off-Budget)</i>	<i>56,370</i>	<i>60,422</i>	<i>64,218</i>	<i>80,456</i>										<i>.....</i>	<i>261,466</i>
<b>Outlays:</b>															
Legislative Branch	401	374	411	482										1,669	1,602
Judicial Branch	621	627	731	633										2,612	2,493
<b>Department of Agriculture:</b>															
Commodity Credit Corporation	8,579	2,839	2,283	577										14,278	14,641
Foreign Agricultural Service	341	76	98	52										568	568
Other	12,969	13,770	10,957	11,096										48,792	45,628
Department of Commerce	670	736	156	875										2,438	3,167
<b>Department of Defense--Military Programs:</b>															
Military Personnel	21,301	10,962	13,878	6,512										52,653	51,236
Operation and Maintenance	19,248	19,276	21,809	19,514										79,848	76,217
<b>International Reconstruction and Other Assistance</b>															
	.....	(**)	.....	.....										(**)	.....
Procurement	10,628	8,096	10,711	6,514										35,949	34,037
Research, Development, Test, and Evaluation	4,738	5,767	7,916	4,838										23,259	20,743
Military Construction	682	530	692	414										2,319	2,231
Family Housing	78	104	79	93										355	359
Revolving and Management Funds	-35	-118	1,302	840										1,989	1,984
Other	400	234	276	-1,437										-527	210
<b>Total Department of Defense--Military Programs</b>	<b>57,041</b>	<b>44,851</b>	<b>56,665</b>	<b>37,288</b>										<b>195,844</b>	<b>187,018</b>
Department of Education	4,622	4,279	4,553	9,610										23,064	19,826
Department of Energy	2,462	1,833	1,923	2,074										8,292	8,414
<b>Department of Health and Human Services:</b>															
National Institutes of Health	2,517	2,773	3,121	2,620										11,031	9,989
<b>Centers for Medicare and Medicaid Services:</b>															
Grants to States for Medicaid	31,735	31,670	31,349	30,050										124,803	125,887
Federal Hospital Insurance Trust Fund	16,163	25,592	24,137	25,221										91,114	86,935
Federal Supplementary Medical Insurance Trust Fund	17,642	38,259	32,184	33,197										121,282	119,700
Other	31,533	25,274	25,363	33,946										116,117	128,234
Administration for Children and Families	4,176	4,781	3,980	4,648										17,585	16,798
Other	-34,542	-29,509	-30,960	-39,284										-134,295	-143,112
Department of Homeland Security	8,294	8,688	6,397	6,600										29,979	17,801
Department of Housing and Urban Development	3,382	3,580	3,868	3,616										14,445	12,264
Department of the Interior	1,099	1,191	1,603	1,391										5,284	4,535
Department of Justice	3,046	3,404	2,229	3,506										12,185	7,420
<b>Department of Labor:</b>															
Unemployment Trust Fund	2,549	2,450	2,661	3,642										11,303	11,705
Other	-4,940	1,020	1,832	2,252										164	-746
Department of State	2,031	2,697	2,201	2,008										8,937	9,000
<b>Department of Transportation:</b>															
Highway Trust Fund	3,938	3,573	3,094	2,510										13,115	13,462
Other	2,401	2,591	3,060	2,956										11,008	10,726
<b>Department of the Treasury:</b>															
Interest on Treasury Debt Securities (Gross)	24,412	38,014	83,827	27,815										174,068	162,465

**Table 7. Receipts and Outlays of the U.S. Government by Month, Fiscal Year 2018 - Continued**

Classification	[\$ millions]												Fiscal Year to Date	Comparable Period Prior F.Y.	
	Oct.	Nov.	Dec.	Jan.	Feb.	March	April	May	June	July	Aug.	Sept.			
<b>Outlays: - Continued</b>															
Other	5,483	5,062	2,933	6,241										19,719	17,782
<b>Department of Veterans Affairs:</b>															
Compensation and Pensions	511	7,304	14,194	457										22,466	20,865
National Service Life	58	54	60	60										232	242
Other	7,696	7,311	9,382	7,178										31,568	29,943
Corps of Engineers	117	565	922	409										2,013	2,279
Other Defense Civil Programs	2,299	4,390	10,091	1,010										17,790	15,923
Environmental Protection Agency	752	704	951	690										3,097	3,250
Executive Office of the President	30	31	38	33										132	137
General Services Administration	-55	131	15	-234										-143	-327
<b>International Assistance Programs:</b>															
International Security Assistance	530	1,294	942	596										3,363	6,075
Multilateral Assistance	292	-2	4	12										306	361
Agency for International Development	918	469	488	573										2,448	2,197
Other	1,267	139	-573	-717										116	-1,182
National Aeronautics and Space Administration	1,531	1,657	2,123	1,322										6,632	6,405
National Science Foundation	642	561	497	576										2,275	2,231
Office of Personnel Management	8,506	8,332	7,086	8,252										32,176	31,670
Small Business Administration	111	142	150	183										586	349
<b>Social Security Administration:</b>															
Federal Old-Age and Survivors Insurance Trust Fund (Off-Budget)	67,808	67,512	67,940	69,442										272,702	261,547
Federal Disability Insurance Trust Fund (Off-Budget)	12,166	11,810	11,979	12,427										48,382	48,189
Other	336	4,620	9,103	389										14,448	14,241
<b>Independent Agencies:</b>															
Deposit Insurance Fund	-307	-1,335	-3,408	-54										-5,104	-2,714
FSLIC Resolution Fund	-1	-1	-1	-1										-3	-8
<b>Postal Service:</b>															
<b>Off-Budget:</b>															
Public Enterprise Funds	254	-897	421	-54										-275	-419
Other	3	48	10	20										81	9
Other	48	-48	.....	.....										.....	143
Tennessee Valley Authority	-24	118	-96	-110										-113	53
Other	2,705	2,161	1,875	2,284										9,026	10,815
<b>Undistributed Offsetting Receipts:</b>															
Employer Share, Employee Retirement	-20,737	-5,533	-6,165	-5,914										-38,348	-37,124
Interest Received by Trust Funds	3,052	-4,729	-59,536	-2,102										-63,315	-65,058
Rents and Royalties on the Outer Continental Shelf Lands	-578	-384	-160	-549										-1,671	-878
Other	(**)	(**)	.....	.....										(**)	(**)
<b>Totals This Year:</b>															
<b>Total Outlays</b>	<b>298,555</b>	<b>346,922</b>	<b>348,989</b>	<b>311,802</b>										<b>1,306,268</b>	<b>.....</b>
<b>(On-Budget)</b>	<b>229,104</b>	<b>270,084</b>	<b>311,314</b>	<b>241,616</b>										<b>1,052,117</b>	<b>.....</b>
<b>(Off-Budget)</b>	<b>69,451</b>	<b>76,838</b>	<b>37,676</b>	<b>70,186</b>										<b>254,150</b>	<b>.....</b>
<b>Total-Surplus (+) or Deficit (-)</b>	<b>-63,214</b>	<b>-138,547</b>	<b>-23,192</b>	<b>49,236</b>										<b>-175,718</b>	<b>.....</b>
<b>(On-Budget)</b>	<b>-53,796</b>	<b>-126,194</b>	<b>-47,318</b>	<b>36,919</b>										<b>-190,389</b>	<b>.....</b>
<b>(Off-Budget)</b>	<b>-9,418</b>	<b>-12,354</b>	<b>24,126</b>	<b>12,317</b>										<b>14,671</b>	<b>.....</b>
<b>Total Borrowing from the Public</b>	<b>77,450</b>	<b>166,318</b>	<b>-104,313</b>	<b>-13,375</b>										<b>126,080</b>	<b>199,634</b>
<i>Total-Outlays Prior Year</i>	<i>267,523</i>	<i>336,544</i>	<i>346,541</i>	<i>292,812</i>										<i>.....</i>	<i>1,243,419</i>
<i>(On-Budget)</i>	<i>199,909</i>	<i>262,006</i>	<i>313,481</i>	<i>225,590</i>										<i>.....</i>	<i>1,000,986</i>
<i>(Off-Budget)</i>	<i>67,613</i>	<i>74,538</i>	<i>33,060</i>	<i>67,222</i>										<i>.....</i>	<i>242,433</i>
<i>Total-Surplus (+) or Deficit (-) Prior Year</i>	<i>-45,831</i>	<i>-136,669</i>	<i>-27,337</i>	<i>51,257</i>										<i>.....</i>	<i>-158,579</i>
<i>(On-Budget)</i>	<i>-34,587</i>	<i>-122,553</i>	<i>-58,494</i>	<i>38,023</i>										<i>.....</i>	<i>-177,611</i>
<i>(Off-Budget)</i>	<i>-11,243</i>	<i>-14,116</i>	<i>31,158</i>	<i>13,234</i>										<i>.....</i>	<i>19,033</i>

Note: Details may not add to totals due to rounding.

(\*\*) Less than absolute value of \$500,000

... No Transactions



**Table 8. Trust Fund Impact on Budget Results and Investment Holdings as of January 31, 2018**

[\$ millions]

Classification	This Month			Fiscal Year to Date			Securities Held as Investments Current Fiscal Year		
	Receipts	Outlays	Excess	Receipts	Outlays	Excess	Beginning of		Close of
							This Year	This Month	
<b>Trust Receipts, Outlays, and Investments Held:</b>									
Airport and Airway	809	1,373	-564	3,896	5,304	-1,409	13,404	13,604	13,004
Black Lung Disability	27	15	11	125	66	59	.....	.....	.....
Federal Disability Insurance	16,530	12,427	4,102	54,520	48,382	6,139	69,669	71,624	75,800
Federal Employees Life and Health	.....	-466	466	.....	-1,045	1,045	71,700	72,331	72,797
Federal Employees Retirement	3,311	7,443	-4,133	25,186	28,733	-3,547	925,091	904,264	897,261
Federal Hospital Insurance	30,343	25,335	5,009	100,980	91,573	9,406	197,835	201,781	206,699
Federal Old-Age and Survivors Insurance	77,623	69,442	8,181	281,040	272,702	8,338	2,820,200	2,820,368	2,828,550
Federal Supplementary Medical Insurance	36,493	33,197	3,296	137,947	121,282	16,666	70,589	87,369	90,182
Hazardous Substance Superfund	73	148	-75	464	442	22	4,800	4,826	4,725
Highways	2,291	3,286	-995	10,819	16,459	-5,640	52,332	49,311	48,381
Military Advances	3,373	2,587	787	10,867	10,647	221	.....	.....	.....
Military Retirement	2,991	373	2,617	97,786	14,972	82,814	660,970	742,421	745,301
Railroad Retirement	1,473	1,329	144	4,586	5,125	-539	2,332	2,408	2,743
Unemployment	5,204	3,654	1,550	12,132	11,346	786	60,711	59,896	57,962
Veterans Life Insurance	5	78	-73	83	267	-183	5,210	5,104	5,029
All Other Trust	498	433	65	2,236	1,962	274	28,519	28,629	28,709
<b>Total Trust Fund Receipts and Outlays and Investments Held from Table 6-D</b>	<b>181,042</b>	<b>160,655</b>	<b>20,388</b>	<b>742,667</b>	<b>628,217</b>	<b>114,450</b>	<b>4,983,362</b>	<b>5,063,936</b>	<b>5,077,144</b>
Less: Interfund Transactions	64,735	64,735	.....	355,272	355,272	.....	.....	.....	.....
Trust Fund Receipts and Outlays on the Basis of Tables 4 & 5	116,307	95,919	20,388	387,395	272,945	114,450			
<b>Total Federal Fund Receipts and Outlays</b>	<b>244,783</b>	<b>215,935</b>	<b>28,848</b>	<b>743,388</b>	<b>1,033,556</b>	<b>-290,168</b>			
Less: Interfund Transactions	52	52	.....	234	234	.....			
Federal Fund Receipts and Outlays on the Basis of Table 4 & 5	244,731	215,883	28,848	743,155	1,033,323	-290,168			
<b>Net Budget Receipts &amp; Outlays</b>	<b>361,038</b>	<b>311,802</b>	<b>49,236</b>	<b>1,130,550</b>	<b>1,306,268</b>	<b>-175,718</b>			

Note: Details may not add to totals due to rounding.

Note: Interfund receipts and outlays are transactions between Federal funds and trust funds such as Federal payments and contributions, and interest and profits on investments in Federal securities. They have no net effect on overall budget

receipts and outlays since the receipt side of such transactions is offset against budget outlays. In this table, Interfund receipts are shown as an adjustment to arrive at total receipts and outlays of trust funds respectively. ... No Transactions

**Table 9. Summary of Receipts by Source, and Outlays by Function of the U.S. Government, January 2018 and Other Periods**

[\$ millions]			
Classification	This Month	Fiscal Year to Date	Comparable Period Prior Fiscal Year
<b>Receipts</b>			
Individual Income Taxes	211,879	602,726	550,068
Corporation Income Taxes	13,482	75,533	84,877
Social Insurance and Retirement Receipts:			
Employment and General Retirement	107,278	358,881	349,283
Unemployment Insurance	5,200	11,364	11,187
Other Retirement	389	1,486	1,416
Excise Taxes	8,280	27,738	24,493
Estate and Gift Taxes	2,292	7,550	7,233
Customs Duties	3,188	12,634	11,779
Miscellaneous Receipts	9,049	32,637	44,505
<b>Total</b>	<b>361,038</b>	<b>1,130,550</b>	<b>1,084,840</b>
<b>Net Outlays</b>			
National Defense	40,051	206,286	197,281
International Affairs	2,527	15,562	17,020
General Science, Space, and Technology	2,258	10,475	10,123
Energy	416	643	1,448
Natural Resources and Environment	3,196	14,316	13,323
Agriculture	1,568	22,555	21,430
Commerce and Housing Credit	999	-6,277	-8,319
Transportation	6,645	29,240	29,063
Community and Regional Development	4,251	20,882	9,316
Education, Training, Employment, and Social Services	12,030	32,443	28,997
Health	42,834	175,579	176,296
Medicare	48,855	175,997	172,760
Income Security	30,296	136,197	133,105
Social Security	81,869	321,082	309,728
Veterans Benefits and Services	7,748	54,457	51,245
Administration of Justice	6,042	21,154	20,046
General Government	1,355	6,399	4,216
Net Interest	25,322	109,297	94,342
Undistributed Offsetting Receipts	-6,462	-40,019	-38,002
<b>Total</b>	<b>311,802</b>	<b>1,306,268</b>	<b>1,243,419</b>

Note: Details may not add to totals due to rounding.

# Explanatory Notes

## 1. Flow of Data into Monthly Treasury Statement

The *Monthly Treasury Statement (MTS)* is assembled from data in the central accounting system. The major sources of data include monthly accounting reports by Federal entities and disbursing officers, and daily reports from the Federal Reserve banks. These reports detail accounting transactions affecting receipts and outlays of the Federal Government and off-budget Federal entities, and their related effect on the assets and liabilities of the U.S. Government. Information is presented in the *MTS* on a modified cash basis.

## 2. Notes on Receipts

Receipts included in the report are classified into the following major categories: (1) budget receipts and (2) offsetting collections (also called applicable receipts). Budget receipts are collections from the public that result from the exercise of the Government's sovereign or governmental powers, excluding receipts offset against outlays. These collections, also called governmental receipts, consist mainly of tax receipts (including social insurance taxes), receipts from court fines, certain licenses, and deposits of earnings by the Federal Reserve System. Refunds of receipts are treated as deductions from gross receipts.

Offsetting collections are from other Government accounts or the public that are of a business-type or market-oriented nature. They are classified into two major categories: (1) offsetting collections credited to appropriations or fund accounts, and (2) offsetting receipts (i.e., amounts deposited in receipt accounts). Collections credited to appropriation or fund accounts normally can be used without appropriation action by Congress. These occur in two instances: (1) when authorized by law, amounts collected for materials or services are treated as reimbursements to appropriations and (2) in the three types of revolving funds (public enterprise, intra governmental, and trust); collections are netted against spending, and outlays are reported as the net amount.

Offsetting receipts in receipt accounts cannot be used without being appropriated. They are subdivided into two categories: (1) proprietary receipts - these collections are from the public and they are offset against outlays by agency and by function, and (2) intra governmental funds - these are payments into receipt accounts from Governmental appropriation or fund accounts. The transactions may be intrabudgetary when the payment and receipt both occur within the budget or from receipts from off-budget Federal entities in those cases where payment is made by a Federal entity whose budget authority and outlays are excluded from the budget totals.

Intrabudgetary transactions are subdivided into three categories: (1) interfund transactions, where the payments are from one fund group (either Federal funds or trust funds) to a receipt account in the other fund group; (2) Federal intrafund transactions, where the payments and receipts both occur within the Federal fund group; and (3) trust intrafund transactions, where the payments and receipts both occur within the trust fund group.

Offsetting receipts are generally deducted from budget authority and outlays by function, by subfunction, or by agency. There are four types of receipts, however, that are deducted from budget totals as undistributed offsetting receipts. They are: (1) agencies' payments (including payments by off-budget Federal entities) as employers into employees retirement funds, (2) interest received by trust funds, (3) rents and royalties on the Outer Continental Shelf lands, and (4) other interest (i.e., interest collected on Outer Continental Shelf money in deposit funds when such money is transferred into the budget).

## 3. Notes on Outlays

Outlays are generally accounted for on the basis of checks issued, electronic funds transferred, or cash payments made. Certain outlays do not require issuance of cash or checks. An example is charges made against appropriations for that part of employees' salaries withheld for taxes or savings bond allotments - these are counted as payments to the employee and credits for whatever purpose the money was withheld. Outlays are stated net of offsetting collections (including receipts of revolving and management funds) and of refunds. Interest on the public debt (public issues) is recognized on the accrual basis. Federal credit programs subject to the Federal Credit Reform Act of 1990 use the cash

basis of accounting and are divided into two components. The portion of the credit activities that involve a cost to the Government (mainly subsidies) is included within the budget program accounts. The remaining portion of the credit activities are in non-budget financing accounts. Outlays of off-budget Federal entities are excluded by law from budget totals. However, they are shown separately and combined with the on-budget outlays to display total Federal outlays.

## 4. Processing

The data on payments and collections are reported by account symbol into the central accounting system. In turn, the data are extracted from this system for use in the preparation of the *MTS*.

There are two major checks which are conducted to assure consistency of the data reported:

1. Verification of payment data. The monthly payment activity reported by Federal entities on the Statements of Transactions is compared to the payment activity of Federal entities as reported by disbursing officers.

2. Verification of collection data. Reported collections appearing on Statements of Transactions are compared to deposits as reported by Federal Reserve Banks.

## 5. Other Sources of Information About Federal Government Financial Activities

- *A Glossary of Terms Used in the Federal Budget Process, 2005* (Available from the U.S. Government Accountability Office, at calling 202-512-6000. This glossary provides a basic reference document of standardized definitions of terms used by the Federal Government in the budget making process).
- *Daily Treasury Statement* (Available on the internet at <http://www.fms.treas.gov/dts/>). The *Daily Treasury Statement* is published each working day of the Federal Government and provides data on the cash and debt operations of the Treasury.
- *Monthly Statement of the Public Debt of the United States* (Available on the internet at <http://www.treasurydirect.gov/govt/reports/pd/mspd/mspd.htm>). This publication provides detailed information concerning the public debt.
- *Treasury Bulletin* (Available from GPO, Washington, D.C. 20401 on a subscription or single copy and on the internet at [http://www.fiscal.treasury.gov/fsreports/rpt/treasBulletin/treasBulletin\\_home.htm](http://www.fiscal.treasury.gov/fsreports/rpt/treasBulletin/treasBulletin_home.htm)). Quarterly, contains a mix of narrative, tables, and charts on Treasury issues, Federal financial operations, international statistics, and special reports.
- *Budget of the United States Government, Fiscal Year 20\_\_* (Available from GPO, Washington, D.C. 20401 on a subscription basis only and on the internet at <http://www.access.gpo.gov/usbudget>). This publication is a single volume which provides budget information and contains:
  - *Appendix, The Budget of the United States Government, FY 20\_\_*
  - *The United States Budget in Brief, FY 20\_\_*
  - *Analytical Perspectives*
  - *Historical Tables*
- *Combined Statement of Receipts, Outlays, and Balances of the United States Government* (Available from Bureau of the Fiscal Service, U.S. Department of Treasury, Washington, D.C. 20227 and on the internet at [http://www.fiscal.treasury.gov/fsreports/rpt/combStmt/combStmt\\_home.htm](http://www.fiscal.treasury.gov/fsreports/rpt/combStmt/combStmt_home.htm)). This report includes budgetary results at the summary level and presents individual receipt and appropriation accounts at the detail level.

**Scheduled Release**

**The release date for the February 2018  
Statement will be 2:00 p.m. EST March 12, 2018.**

Internet service subscribers can access the current issue of the Monthly Treasury Statement through the  
Bureau of the Fiscal Service's website:

[http://www.fiscal.treasury.gov/fsreports/rpt/mthTreasStmnt/mthTreasStmnt\\_home.htm](http://www.fiscal.treasury.gov/fsreports/rpt/mthTreasStmnt/mthTreasStmnt_home.htm)