



BUREAU OF THE
Fiscal Service
U.S. DEPARTMENT OF THE TREASURY

Intragovernmental Transactions Working Group (ITWG)

May 14, 2019

Today's Agenda

- Tentative ITWG Schedule
- Implementation Plans
- Survey Results
- Settlement of Performance
- Survey Questions
- Questions and Answers

Tentative ITWG Schedule

- ✓ March 12 – Remittance Advice, Administrative Changes
 - ✓ April 9 – More on Administrative Changes and Settlement
 - ❑ May 14 – Mapping FIDS to IPAC, Settlement Rules
-

Planned Dates: June 11, July 9, Aug 13, Sept 10 ...

Future Topics:

- Loading Active Orders
- Reporting Requirements
- Authoritative Source



2-3 pm ET

Implementation Plans

- Implementation Plans and Attachment A's are due to Fiscal Service by June 28, 2019
- Fiscal Service will be creating a dashboard to display the results and publish on the G-Invoicing website
 - Visibility between Trading Partners
- Submit to IGT@fiscal.treasury.gov
- Questions regarding either Implementation Plans or Attachment A?

Agency IGT Buy/Sell Overview

- Section 2.2 of template, Agency IGT Buy/Sell Overview, asks for data of how agencies conduct transactions today
- Supporting statistics is preferred as it provides a clear understanding of an Agency's annual workload and the impact of implementing G-Invoicing
- Example Statistics
 - Average new Agreements each Fiscal Year
 - Average new Orders each Fiscal Year
 - How Settlement Occurs Today (Collection vs Payment IPACs)
 - Average total value of agreements with Trading Partners

Overview Example – DOI

- DOI Shared that they received an average of 6K new reimbursable Agreements each FY as a Seller

Summary of New Reimbursable Agreements by Fiscal Year and Bureau



- During the years in which all bureaus have been on FBMS, DOI has averaged 5,956 new reimbursable agreements every fiscal year with other Federal Trading Partners.
- As show below, there is very little variance in terms of the number of agreements – the total for each year never deviates more than 5% from the average.
- Therefore, we will use FY18 as a representative sample of the type of agreements the bureaus enter into in any given FY.

Business Area	Fiscal Year					Total By Bureau
	2014	2015	2016	2017	2018	
A000 - BIA	90	95	91	72	91	439
D000 - DO	3,090	3,264	3,868	3,724	3,433	17,379
E000 - BSEE	56	71	56	68	74	325
F000 - FWS	612	498	514	443	494	2,561
G000 - USGS	888	832	836	842	840	4,238
L000 - BLM	332	335	305	300	331	1,603
M000 - BOEM	9	13	23	17	15	77
P000 - NPS	298	372	274	277	281	1,502
R000 - BOR	295	345	297	393	307	1,637
S000 - OSMRE	3	2	6	2	8	21
Total for DOI	5,673	5,827	6,270	6,138	5,874	29,782

Overview Example – DOI

- Analysis included a Summary breakout of FY 18

New FY18 Reimbursable Agreements with Federal Trading Partners by Bureau



- The following chart shows the total dollar value of the new FY18 agreements by DOI bureau.
- The dollar value provides important insight into the size of some of the transactions DOI processes.
- For example, BIA creates less than one fifth the number of the agreements that FWS does, but BIA's have an overall higher dollar value.
- The next slide breaks down FY18 agreements by Trading Partner.

Business Area	Dollar Value of Agreements	Number of Agreements
A000 - BIA	\$231,228,339.07	91
D000 - DO	\$2,007,905,771.36	3,433
E000 - BSEE	\$26,730,186.19	74
F000 - FWS	\$196,731,847.95	494
G000 - USGS	\$299,268,834.73	840
L000 - BLM	\$29,001,741.57	331
M000 - BOEM	\$1,436,902.08	15
P000 - NPS	\$53,265,721.59	281
R000 - BOR	\$72,318,154.01	307
S000 - OSMRE	\$39,028.72	8
Grand Total	\$2,917,926,527.27	5,874

Overview Example – DOI

- DOI reviewed their current transaction level to project what their FY 18 would look like in G-Invoicing

Summary of Transaction Volume

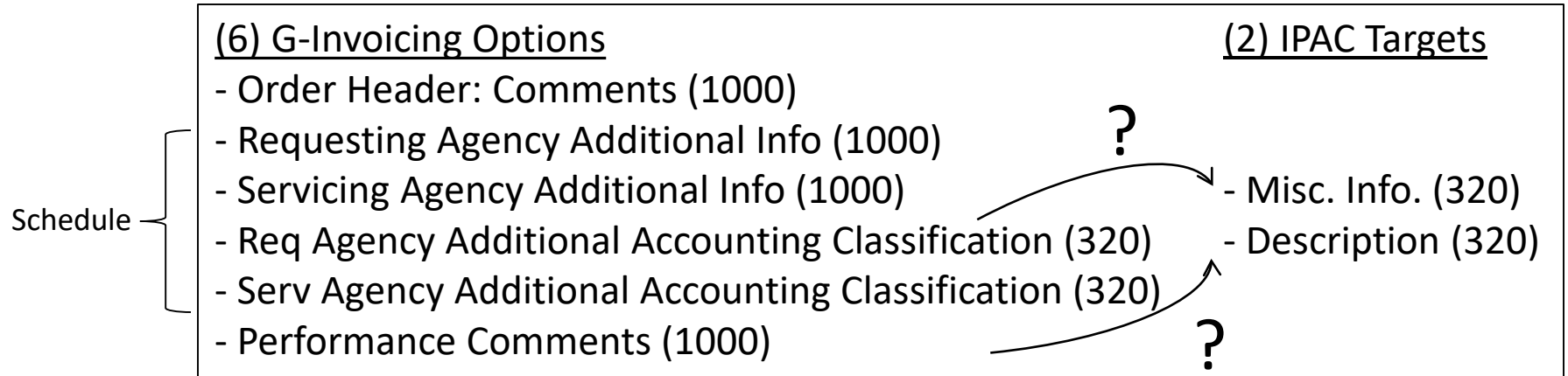


- Based on the data previously presented, the chart below represents the expected volume DOI could have once within G-Invoicing as a seller.
- The Orders category includes both new agreements from FY18 as well as modifications processed in that FY, as it's DOI's understanding that the same file is used for both scenarios.
- The Performance category includes not only the IPAC transactions, but accrued revenue transactions and advance liquidations (separate Performance types with no settlement).
- It is DOI's understanding that Settlement only occurs for transactions in which cash is being exchanged, and therefore only used our FY18 IPAC volumes for this category.

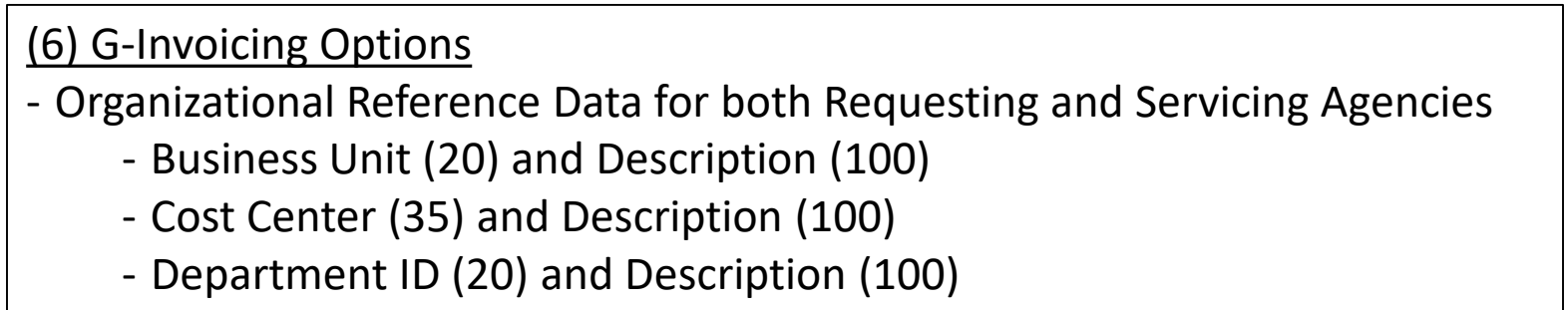
Business Area	Orders	Performance	Settlement
A000 - BIA	345	1,752	596
D000 - DO	11,587	59,336	22,288
E000 - BSEE	335	1,719	810
F000 - FWS	2,077	15,078	6,279
G000 - USGS	9,793	36,174	12,880
L000 - BLM	977	6,814	2,811
M000 - BOEM	44	195	114
P000 - NPS	1,237	11,301	7,899
R000 - BOR	1,888	8,803	3,015
S000 - OSMRE	15	35	15
Total for DOI	28,298	141,207	56,707

Survey Results

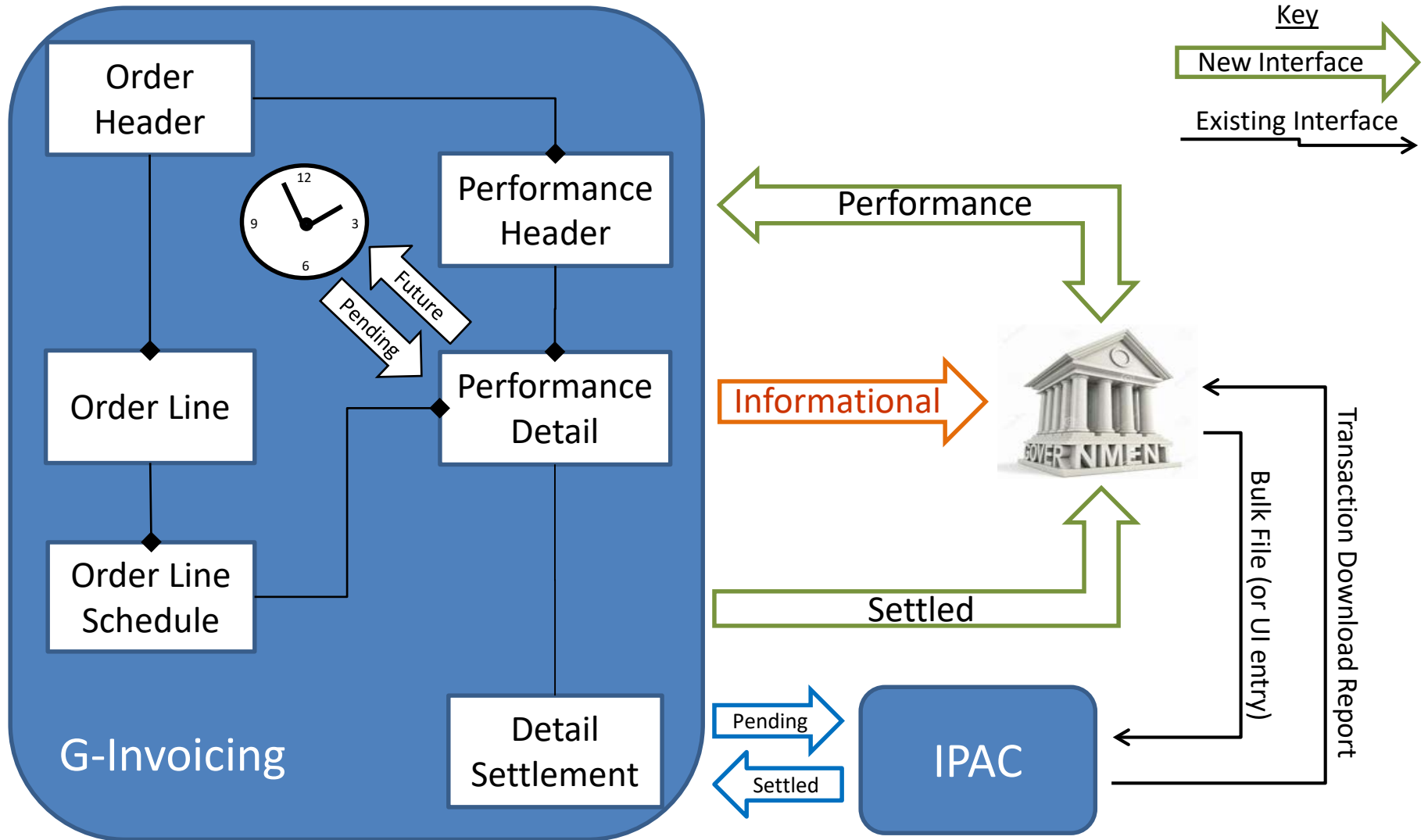
- Mapping FIDS to optional IPAC data elements
 - Agencies use Miscellaneous Information (320 chars)



- Agencies need a way to differentiate their partners' organizations



Settlement Data Exchanges



Settlement Rules

- Performance reported to G-Invoicing release 2.3 will be set to 'PRE' (Pre-Settlement) status
 - Settlement will not occur
- Beginning later in 2019
 - Schedules with Advance Payment Indicator = True
 - Advance Payment by servicing agency triggers settlement
 - Schedules with Advance Payment Indicator = False
 - FOB Point = Source
 - Delivered/Performed by servicing agency triggers settlement
 - FOB Point = Destination
 - Received/Accepted by requesting agency (or constructive receipt) triggers settlement
 - No settlement at month-end (3 days) or year-end (5 days)

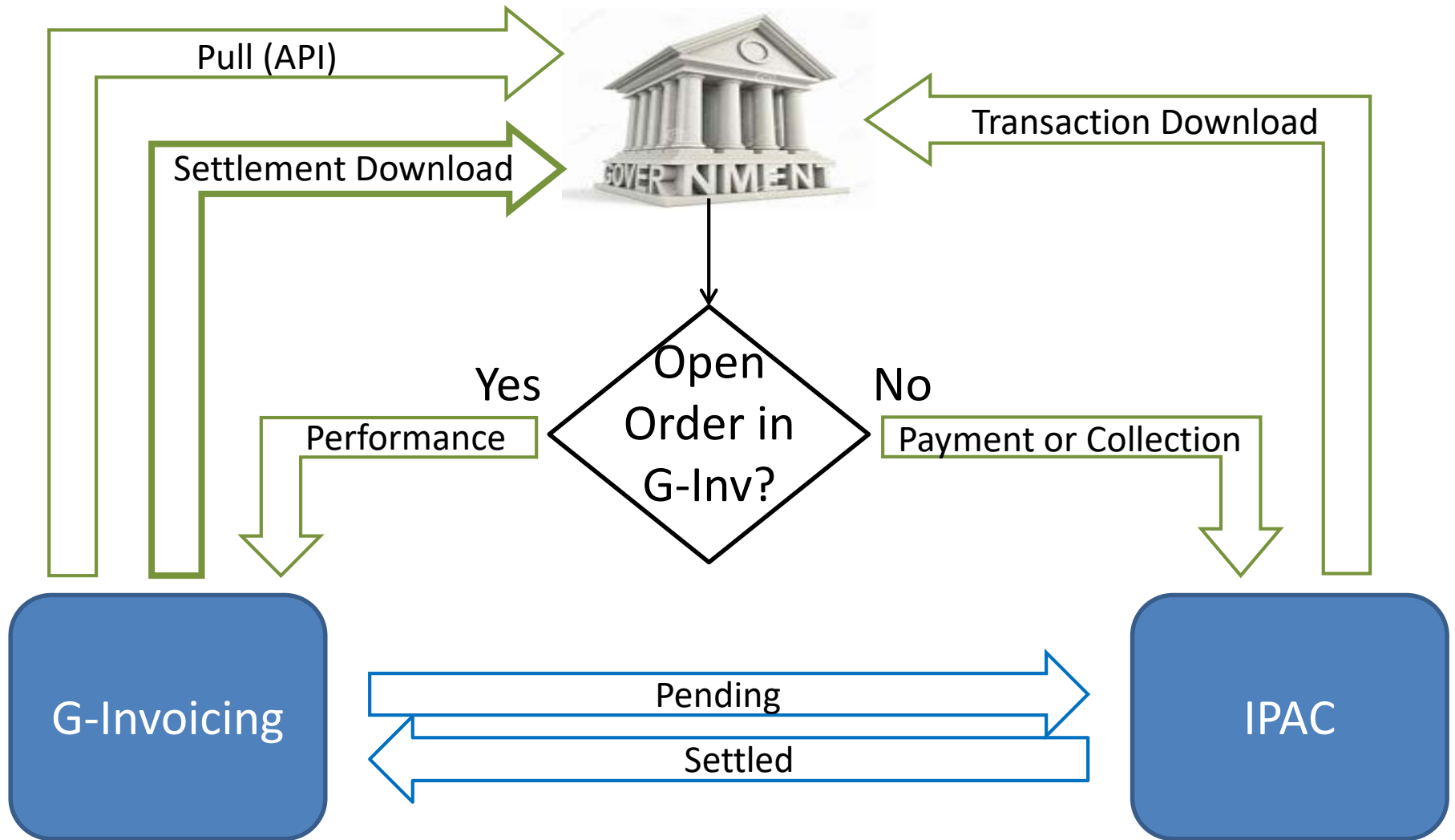
Determining Settlement Status

- Performance which will trigger settlement immediately will be set to 'PND' (pending) status
- Performance which will trigger settlement on a future Performance Date will be set to 'FUT' (future) status
- Performance for which settlement has occurred will be set to 'STL' (settled) status
- Performance which does not trigger settlement will be set to 'INF' (informational only) status
- Performance for which settlement has failed will be set to 'ERR' (error) status
- Future dated Performance transactions that have been logically deleted will be set to 'DEL' (deleted) status

Performance FIDS for Settlement

Data Element	Data Element Description	Level	Validation Rules
Settlement Status	Tracks the status of performance through settlement, when applicable.	Header	Not allowed for input by agencies. Status assigned by the System: PRE (settlement) for performance reported in R2.3, prior to settlement. INF (informational) if Performance does not trigger settlement. FUT if Performance triggers settlement and Perf Date in future. PND if Performance triggers settlement, but not yet settled. STL if settlement has occurred. DEL if (future) performance transaction was (logically) deleted. ERR if settlement failed. Actionable only by G-Inv Prod Support.
Disbursing Office Symbol	Organization identifier assigned to an agency which is disbursing funds from the Treasury General Account.	Header	Not allowed for input by agencies. Only applicable if Status is FUT, PND or STL. First 4 chars are 'GINV'. Fifth char is variable: 1, 2, 3 ... 9, A, B, C ... Z. Fifth char is incremented when DRN reaches 99999999. Each ALC is assigned one DO Symbol to be used for IPAC.
Document Reference Number	A unique reference number used to identify a specific intragovernmental transaction.	Header	Not allowed for input by agencies. Only applicable if Status is FUT, PND or STL. Assigned by system as 00000001, 00000002 ... 99999999. Recycled back to 1 when it reaches 99999999 and new DO Symbol assigned.

Obtaining IGT Buy/Sell Settlement Results



Survey Questions for Today

1. Please provide your agency name and (ideally) your contact info so we can address your concerns.
2. Is your agency okay with mapping Performance Comments in G-Invoicing to Description in IPAC? (Y/N)
3. Is your agency okay with mapping Additional Accounting Classification in G-Invoicing to Miscellaneous Transaction Information in IPAC? (Y/N)
4. If you answered No to either question 2 or 3, what data elements in G-Invoicing (shown on slide 5) should be used to populate Description and Miscellaneous Information in IPAC?