

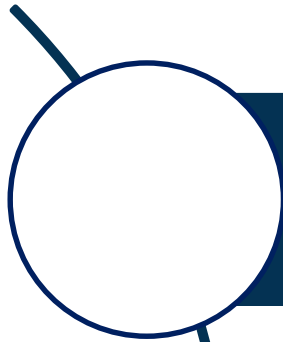


BUREAU OF THE
Fiscal Service
U.S. DEPARTMENT OF THE TREASURY


The Financial Information Repository (FIR)

Building a Better User Experience for Operational Efficiency and Transparency

Agenda



FIR Overview

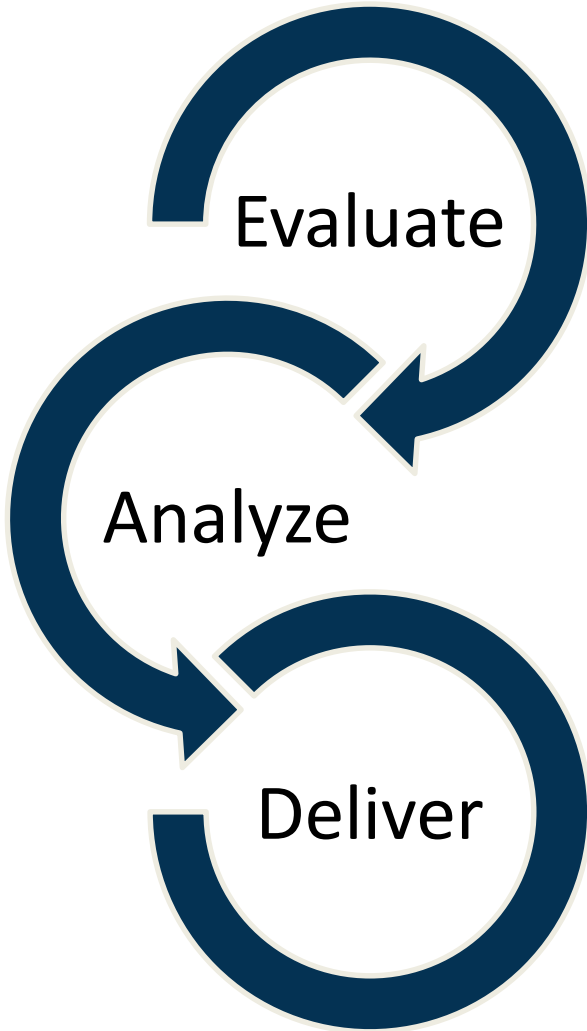


Using the FIR



Future of FIR

FIR Overview



Financial Information Repository

Home Data Services Support Links Admin

Home

- DMS Debt Management Services
- TROR Treasury Report on Receivables
- TOP Treasury Offset Program
- RCM Revenue Collections Management
- MTS Monthly Treasury Statement
- MSPD Monthly Statement of the Public Debt

Welcome to the Financial Information Repository!

We've made some exciting enhancements and additions to our site to enhance your user experience.

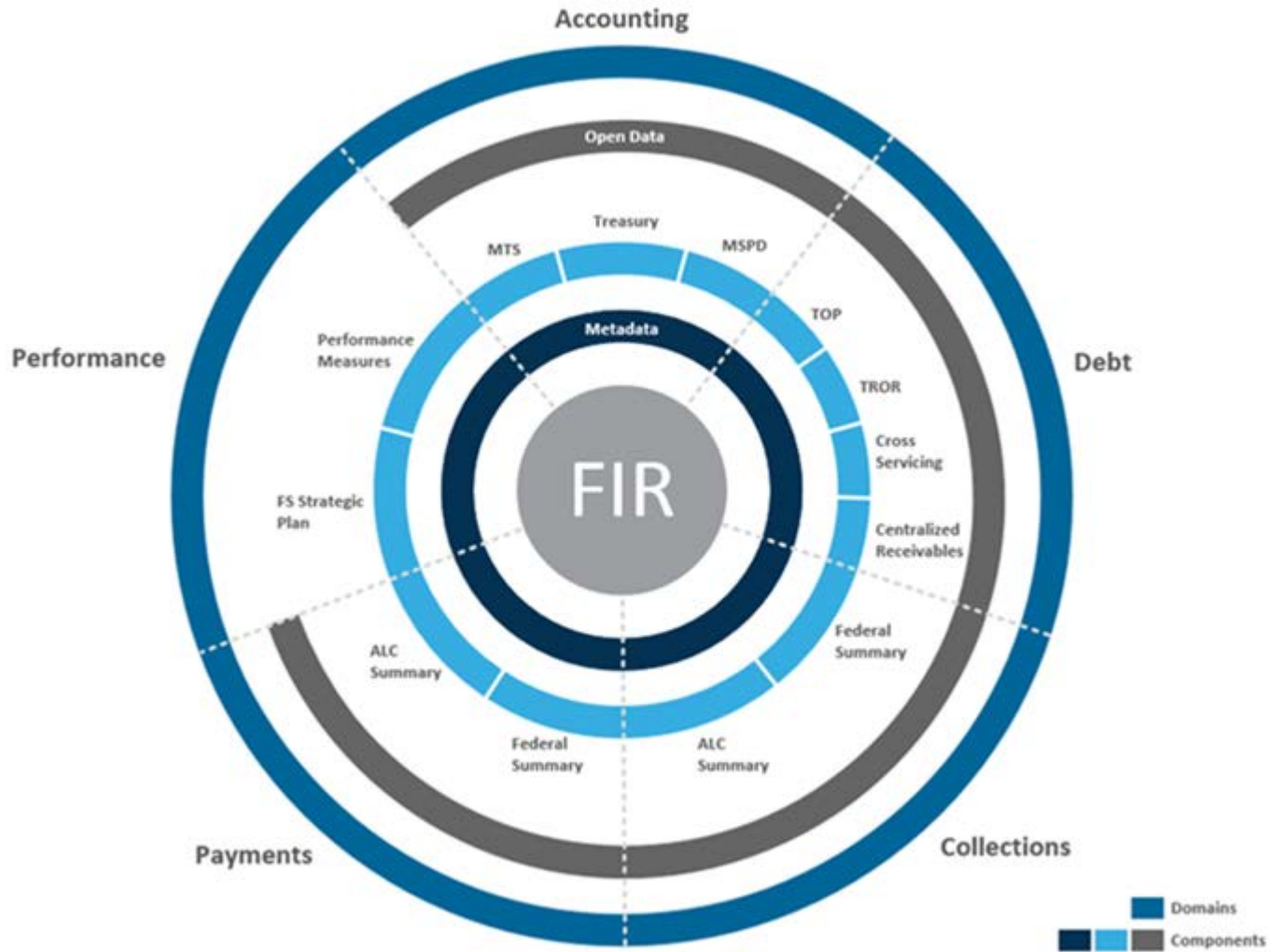
These changes are a part of our long-term vision, and improve our ability to offer business intelligence functionality and analytics for effective decision-making.

Our first enhancements provide several search options to improve user experience and navigation. Users now have the ability to navigate through the menu ribbon along the top of the screen or the various data categories along the left side of the page. Also, we improved the organization of information, simplified our menus, and made the reports and data more accessible.

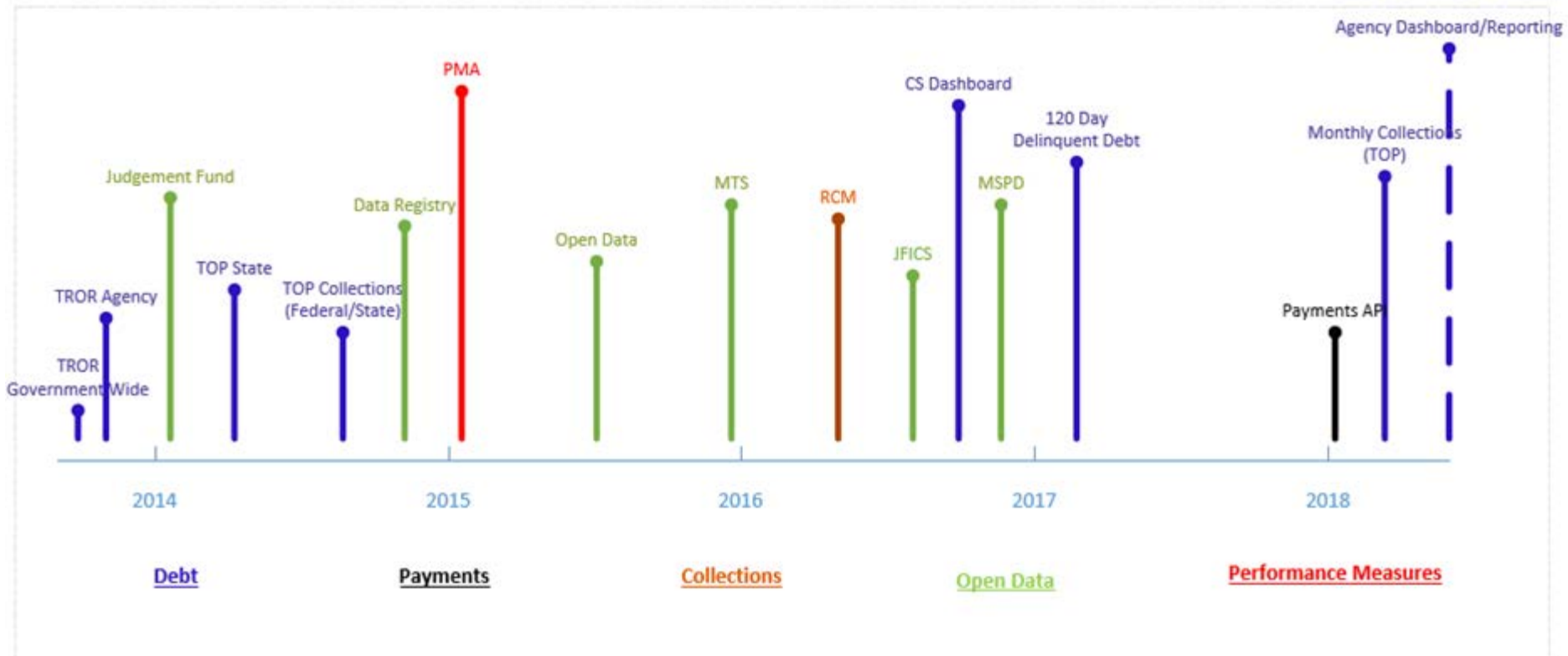
We hope you enjoy browsing the enhanced FIR Private Portal. As always, user feedback is essential to the development and improvement of the site as we explore and identify future enhancements, so please [contact](#) us with your feedback.

[Accessibility](#) | [Privacy Policy Disclaimer](#) | [Viewers](#)





















FIR's Data Portfolio



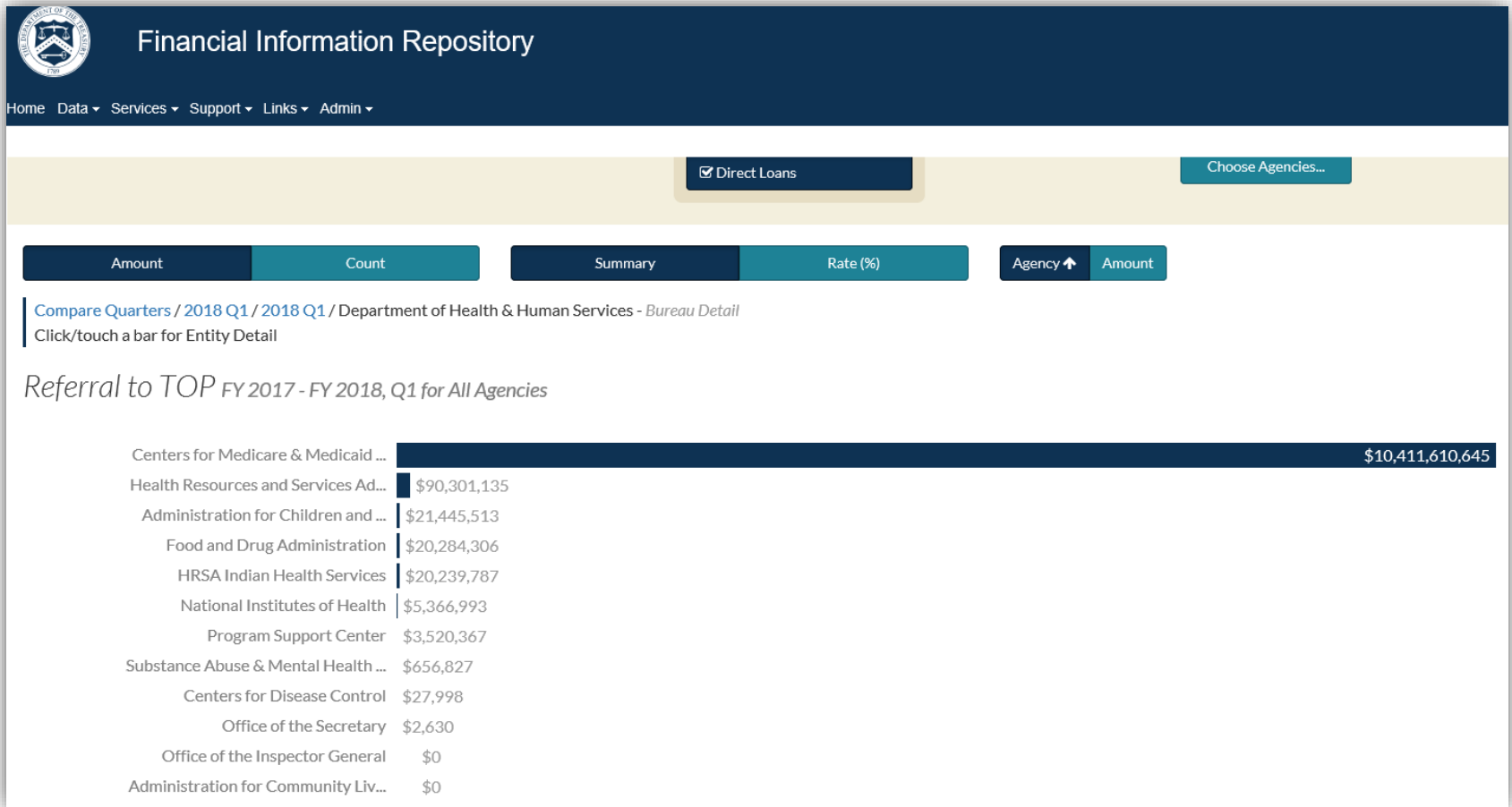
How we got here...



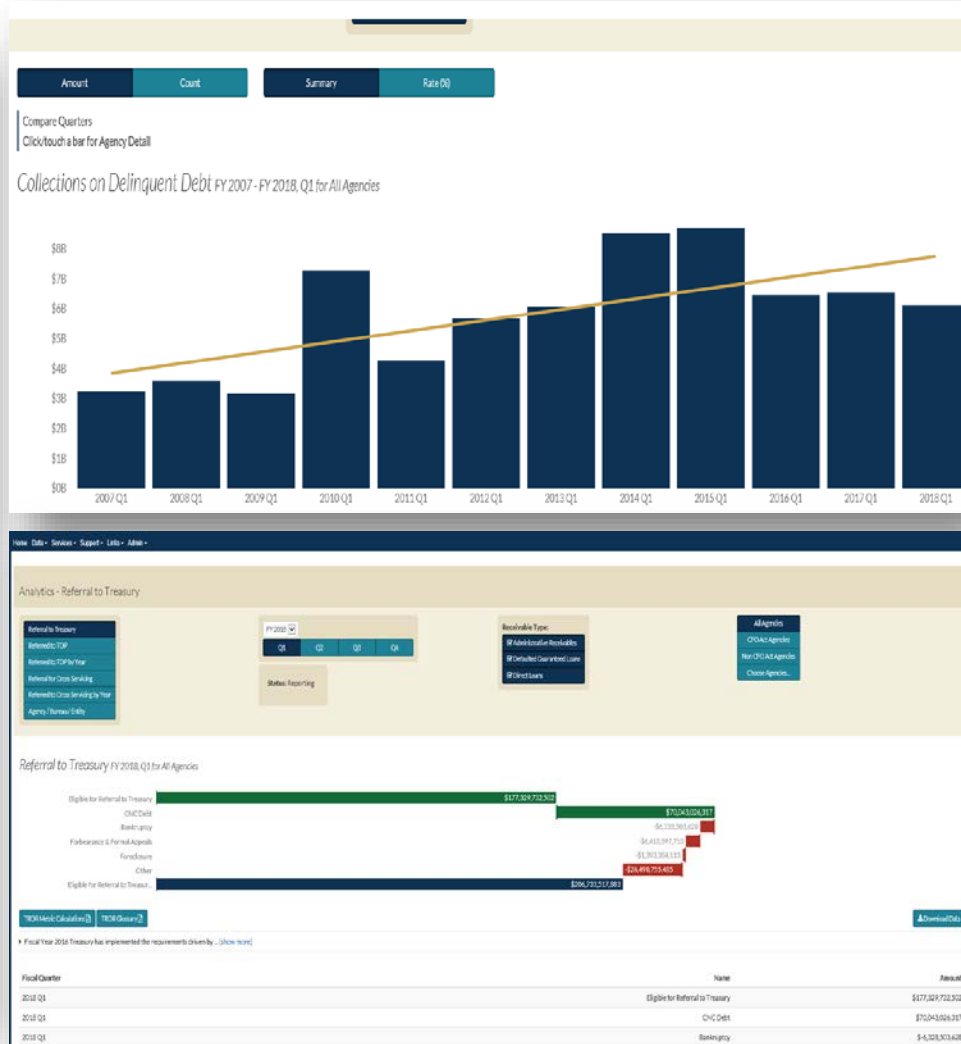
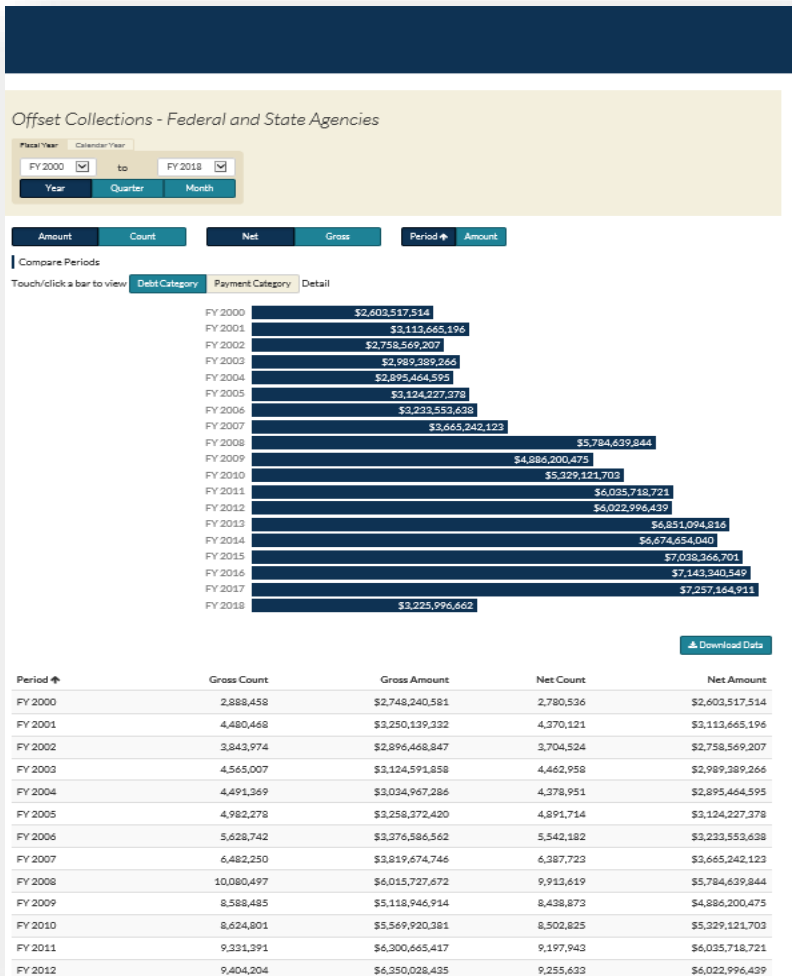
FIR Personas

Verifier  Vernon	Analyzer  Angela	Decision-Maker  Dianne	Advisor  Austin
<p>I compare my agency's data with Treasury's records. We have our own accounting management system but I have to login to multiple data sources to ensure accuracy and compliance with Treasury of detailed data.</p>	<p>My manager gives me special initiatives with a short lifespan. I know the data is there to support it, but it's difficult to get on-demand. I need ad-hoc reporting capabilities to better provide what is asked of me.</p>	<p>I make data-driven decisions to help my business operate more efficiently. Having business intelligence capabilities helps inform these decisions.</p>	<p>I help agencies achieve designated goals. Scorecards and business intelligence capabilities can provide a demonstration of progress when agencies apply my recommendations.</p>
<p>Attributes</p> <p>Data Entry </p> <p>Data Verification </p> <p>Analysis </p> <p>Decision-Making </p>	<p>Attributes</p> <p>Data Entry </p> <p>Data Verification </p> <p>Analysis </p> <p>Decision-Making </p>	<p>Attributes</p> <p>Data Entry </p> <p>Data Verification </p> <p>Analysis </p> <p>Decision-Making </p>	<p>Attributes</p> <p>Data Entry </p> <p>Data Verification </p> <p>Analysis </p> <p>Decision-Making </p>

Verify TROR data for accuracy and compliance



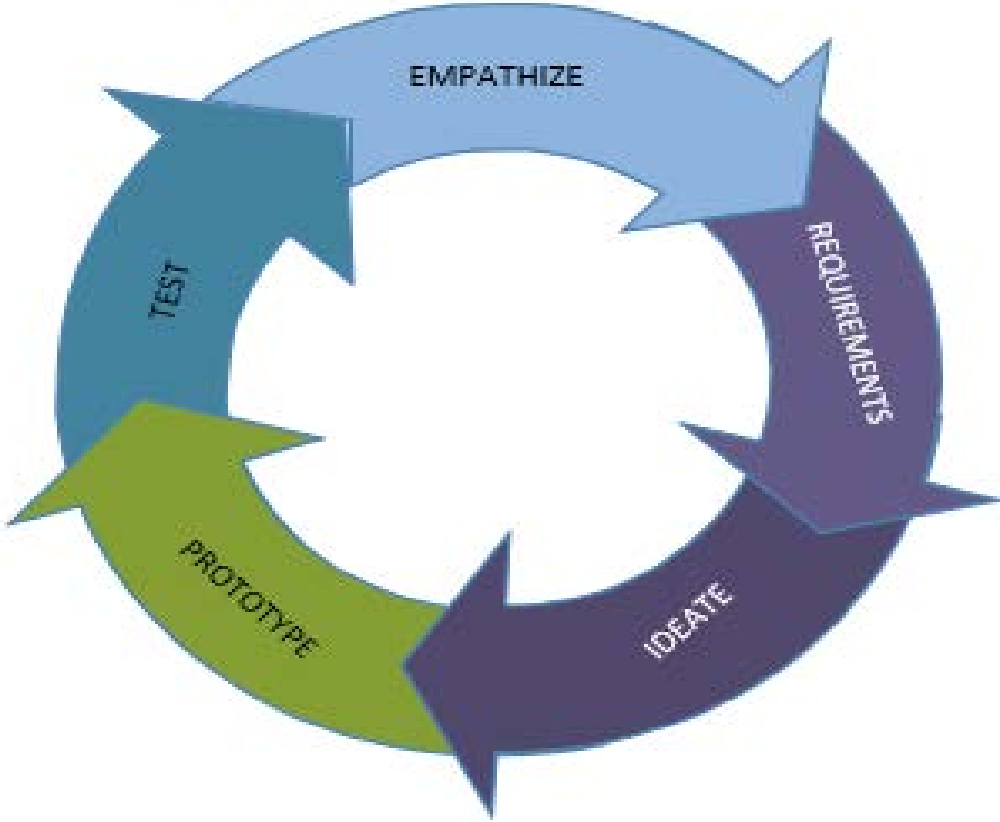
Identify Trends & Outliers for operational efficiency



Where are we in this process for Agency Dashboard?



We're Here



How does the Future of FIR include you?

Department of Agriculture

U.S. Federal > Department of Agriculture

Fiscal Year: 2018

Quarter: Q1

[View Agency/Bureau ALCs](#)

Debt Collections

Payments

Collections

Fiscal Accounting

Net Collections (TOP)

\$3.56
million

▲ 6%
since last quarter



[View details](#)

Total Payments

\$300.5
billion

▲ 5%
since last quarter



[View details](#)

Total Revenue Collected

\$3.98
billion

▲ 10%
since last quarter



[View details](#)

GTAS Compliance

88 %
% of TAS received

▲ 5%
since last quarter



[View details](#)

120 Day Referral Compliance

90 %
% of transactions

▼ 4%
since last quarter



[View details](#)

TIN Compliance

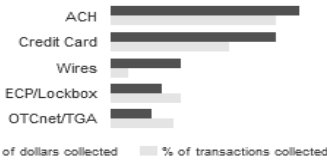
88 %
% of payments

▼ 1%
since last quarter



[View details](#)

Collection Types



[View details](#)

Intra-governmental Transactions

\$7.50
billion

▲ 10%
since last quarter



[View details](#)

180 CS Referral Compliance

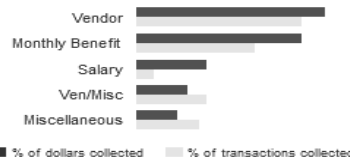
88 %
% of transactions

▼ 1%
since last quarter



[View details](#)

Top 5 Payment Types



[View details](#)

Electronic Collections

92 %
% of dollar amount

▲ 5%
since last quarter



[View details](#)

This mock visual does not contain actual USDA data.

Contact Information



Primary Contact

Monica Shelton

Project Manager

202.874.6601

monica.shelton@fiscal.treasury.gov

Secondary Contact

Financial Information Repository

Outreach Team

855.464.4191

fir@stls.frb.org